

Assorted Attacks on the RSA Cryptographic Algorithm

Edmond J. Murphy
Honors Thesis 2005
Boston College
Computer Science Department
Professor Howard Straubing
May 9, 2005

Abstract: This thesis concentrates on the vulnerabilities of the RSA Cryptographic Algorithm when it is not securely implemented. While it has been proven that a brute force attack on the algorithm is not practical there remain aspects of the algorithm that require proper use to prevent back-door attacks. The attacks performed in this thesis attempt to exploit both mathematical and inherent timing vulnerabilities of the algorithm. Furthermore, simple practices which prevent these attacks are discussed.

RSA Cryptographic Algorithm

Developed by Ron Rivest, Adi Shamir, and Len Adleman in 1977 the RSA public-key cryptographic algorithm has since been widely used in a variety of computer security applications.

The first step of the algorithm is to select two different prime numbers, p and q . Next we calculate the modulus ($n = p \times q$) and secondary modulus ($\phi(n) = (p-1) \times (q-1)$). We then select an integer e , our public key, such that e is a positive number less than and relatively prime to $\phi(n)$. Finally, we take the inverse of $e \bmod \phi(n)$ to produce d , our private key.[1] All of the aforementioned steps are used in practice with very large numbers to ensure added security. The size of these numbers has increased over time in order to account for faster computer processor speeds. The current standard depends on the importance of the information being encrypted, but selection of the primes generally ranges from a 128-bit to 512-bit numbers. However, all of the RSA key generation steps

have the potential to be performed on extremely large numbers as mathematical algorithms that run at speeds linear to the number of digits.

Now that we have our public and private keys we are ready to encrypt our private data using the equation:

$$C = M^e \pmod{n}$$

where C is the encrypted data or ciphertext, e is our public key, n is our modulus, and M is a plaintext block such that the binary value of M is less than n . To recover our plaintext message from the ciphertext we simply repeat the above equation using the private key:

$$M = C^d \pmod{n}$$

While it is not immediately clear that these two operations are inverses of each other, this can be seen by expanding the equation:

$$M = C^d \pmod{n} = (M^e)^d \pmod{n} = M^{ed} \pmod{n}$$

applying the following corollary Euler's theorem:

Given two prime numbers, p and q , and two integers, n and m , such that $n = pq$ and $0 < m < n$, and arbitrary integer k , the following relationship holds:

$$m^{k \phi(n)+1} = m^{k(p-1)(q-1)+1} \equiv m \pmod{n}$$

and finally recalling the use of the secondary modulus in creating the public and private keys:

$$ed = k \phi(n) + 1 \equiv 1 \pmod{\phi(n)}$$

If Alice and Bob want to have a private conversation they each generate their own public and private keys and trade public key sets ($\text{PubK}_{\text{Bob}} = \{e_{\text{Bob}}, n_{\text{Bob}}\}$). If Bob wishes to send a message to Alice he encrypts his plaintext with the public key of Alice:

$$C_{\text{Bob}} = M_{\text{Bob}}^{e(\text{Alice})}(\text{mod } n_{\text{Alice}})$$

and Alice uses her private key to decrypt the message.

A malicious computer user can very easily obtain public key information, as it is common knowledge on the network, and encrypted messages can be obtained by eavesdropping on a conversation. However, without the private key he or she will be unable to read the conversation between Alice and Bob. In practice RSA is not used to secure longer conversations, and is merely used to encrypt small messages, e.g. signatures, or keys for faster symmetric encryption algorithms. The security of the RSA private key relies largely on the difficulty of factoring the product of two large prime numbers. While a simple brute force attack on 2048-bit encryption could take years, there have been both mathematical and timing attacks that have been successfully mounted in a much smaller time window. However, all such attacks take advantage of avoidable implementation failures. When RSA is correctly implemented these attacks do not pose a threat to the security of the algorithm. The remainder of this paper will explore some of these attacks as well as suggest common practices that should be followed in the generation of secure RSA key sets.

Kocher Timing Attack

The implementation of a timing attack on the RSA cryptographic system exploits variations in the computation time of the decryption of the ciphertext. We start by analyzing a simple modular exponentiation for decryption $M = C^d \pmod{n}$ where C has been obtained by eavesdropping on an ongoing conversation and the public key (e, n) is public knowledge. The following algorithm is used for the decryption where w is the number of bits, and the most significant bit is defined as '0':

```
Let  $s_0 = 1$ ,  
For  $k = 0$  upto  $w-1$ :  
  If (bit  $k$  of  $d$ ) is 1 then  
    Let  $M_k = (s_k * C) \pmod{n}$ .  
  Else  
    Let  $M_k = s_k$ .  
  Let  $s_{k+1} = M_k^2 \pmod{n}$ .  
EndFor.  
Return  $(M_{w-1})$ .
```

Figure 1

Since computer operations are not always performed in constant speed we need to assemble a group, or block, of ciphertexts to develop reliable results. Using this block (the size of which will be discussed later in this paper) we now begin the timing portion of the attack, first computing the time needed to decrypt the message with the actual private exponent for each ciphertext (obtained by sending the ciphertext and modulus to the server) $T = e + \sum_{i=0}^{w-1} t_i$, where t_i corresponds to the amount of time needed to perform the decryption on bit i of the ciphertext and e represents the overhead within the decryption. At this point it is important to note that although the decryption algorithm

above begins with $k=0$, the '0' is actually referring the most significant bit of the private key. We gather a block of ciphertexts and calculate the time to decrypt our private guess with the most significant bit equal to a 0 (T_0) and a 1 (T_1) for a single iteration of the decryption loop. By subtracting the guesses T_0 and T_1 from T we are left with the time that it takes to compute the guessed bits. Taking in to account the extra time needed by the algorithm to “decrypt” a bit that is set, as explained above, by simply computing the variances and subsequently comparing them we are now able to predict the first bit of the private key.

Notice that when bit k of d is set we do modular multiplication whereas when is not set there is a simple assignment. The time needed to perform the modular multiplication as well as the squaring is significantly more than the simple assignment and squaring and it is on this difference that we will focus our attack.

In theory, when comparing the variances of the two guesses the correct guess would have a smaller variance from the actual time expected. With the first bit guessed we can now proceed to the second and repeat the same procedure. As more bits are correctly guessed the timing period will increase, which in turn creates more stable results and higher percentage of correct guesses. On the other hand an incorrect guess would result in larger variance numbers indicating that you need to re-guess the previous bit.

After proving that the algorithm is exploitable the next step is to gather a block of ciphertexts, either by eavesdropping on an ongoing conversation or generating them using the previously obtained public exponent and modulus for the conversation. The experimental results, obtained by analysis of RSAREF Modular Multiplication and

Modular Exponentiation times, of Kocher's paper show that a block of 250 ciphertexts should produce the correct result 84% of the time. [2]

Kocher Implementation Attempts

Using the Java BigInteger package and Java timing package the first attempt at the attack was mounted. After being unable to obtain meaningful results we looked at the Java instance of the modular exponentiation routine being used to decrypt the data. We were able to determine that it was using the Montgomery Multiplication method to perform the operation, while Kocher's paper suggested a simpler algorithm using repeated squaring.

After implementing the repeated squaring algorithm and a method to extract the bits of the BigInteger keys, a second attempt at Kocher's timing attack was mounted. While the initial results look promising, repeated attempts showed that the percentage of most significant bits predicted correctly was hovering around fifty percent. Determined to produce meaningful results we made a slight alteration to Kocher's attack; rather than simply guessing that the first bit to be recovered was a '1' and expecting to see a higher variance when this bit was not set we decided to guess both a '1' and a '0' and compare the resulting variances.

Once again the percentage of correct results obtained appeared to be nothing more than a coin flip. Making another slight alteration I decided to have the algorithm attempt to guess the least significant bit first, but received much the same results. Having exhausted all possible alterations of the Kocher attack the only logical conclusion was that we were having problems receiving accurate timing results. In order to combat

inaccurate timing we repeated the timing of the decryption 250 times and took the average result as our time for computing the variance. However, we once again found that the results showed nothing more than a fifty percent probability of guessing the bit correctly.

Using the Java timing package documentation we began to unravel the problems with the timing. While the `currentTimeMillis` method implies that timing results are returned with the accuracy of a millisecond, a deeper look into the documentation reveals that the accuracy of the time returned depends more on the specifications of the user's operating system. In fact timing results may be as inaccurate as a five milliseconds. On top of a timing method that is, for our purposes, incredibly inaccurate, `currentTimeMillis` simply measures the time elapsed between calls, and not the time that the code is actually being serviced by the CPU. Although time elapsed is the chosen timing procedure for most timing methods it can be increasingly costly in Java because of the internal memory management or "garbage collection" that is performed. Even if the timing attacks program was the only program on the queue there is no way to guarantee that it will not be swapped out for garbage collection. Furthermore, the program is running on top of two schedulers, the Java Virtual Machine and the resident operating system, which increases the possibility of the program being swapped out during execution. The repeated decryption attempts with multiple ciphertexts is intended to average out the timing discrepancies, however, even with increased numbers of ciphertexts we were unable to overcome the inherent timing problems of the Java programming language. Thus we were forced to abandon the convenience of the Java `BigInteger` package and begin searching for a comparable package for C.

After many hours spent searching the internet for a package with the appropriate methods for the timing attack, and a few that failed to compile, we finally found MIRACL or the Multiprecision Integer and Rational Arithmetic C/C++ Library.[10] The package was largely self-explanatory and came with adequate documentation. The parameters for the functions were generally in the format of source, source, destination. The largest adjustment that I had to accommodate for in my code was the fact that the division algorithm returned the remainder of the division in the first parameter. This specification required a few extra steps to be taken to insure the data of the variable in the first argument remained unchanged.

After familiarizing myself with the new package I translated the Java code into C and looked for a appropriate method of timing. Following testing both inherent C timing methods and code developed by Bryant and O'Hallaron [4] we decided to go with the latter, as it offered clock cycle counting.

My code first generates an RSA key set with 256-bit encryption and a small public key (in the interest of minimizing the time to encrypt of the ciphertexts). It then enters a loop, which generates a number of ciphertexts (with a randomly generated number used as the plaintext) specified by the user via the command line and attempts to recover the most significant bit of the private key using this block of ciphertexts. The next iteration of the loop results in the generation of a completely new block of ciphertexts and repeats the attempt exposing the most significant bit. During the execution of the loop the number of correctly guess bits is maintained, and this value is printed at the end of the program.

The first test was done attempting to determine whether or not the variance of a guess of '1' was small enough to suggest a correct guess, but after having no success I reverted back to the guessing of both a '0' and a '1' as described in the Kocher paper. Once again the 250 ciphertexts did not yield any promising results, so I modified the program to allow for a user defined number of ciphertexts and designed a script to launch the timing attack with ciphertext blocks of size 250, 500, 1000, 2500, and 5000.

The first few runs of the script returned the most promising results yet, the bit was guessed correctly at a percentage that was expected. However, there seemed to be random runs where the script performed well below what was expected. With percentages in the area of 10-15% success rate, this was initially mildly disappointing but more thought showed the low rates to be more of a surprise. When mounting the attack, if it was not working properly one would expect to see the correct guess rate to be somewhere in the 50% range as we had been seeing before. If the program were truly just guessing which bit was correct it would essentially be a coin flip. The fact that we were receiving consistently wrong bit identifications would imply that the attack is still working, only in the reverse. It was getting late so I decided to troubleshoot the guess reversal the next day.

Eager to investigate the strange, but promising results I started early the next running the code once without modification attempting to get a better idea of what was happening in the erroneous runs. However, when the data returned all signs of promise had vanished, as all of the results came back in 50% range. To this day I have been unable to produce favorable results, and can only assume that the load on the processor on that day was balanced to the point where the timing portion of the attack was running

at constant rate. To my further disappointment while running the script I noticed that an increased number of ciphertexts in the block was not yielding any improvement in guessing the bit of the private key. At this point we decided, because of the inaccuracies of the timing results, we needed to shift our focus away from Kocher's attack and towards other attacks on the RSA Cryptographic system.

“Practical” Timing Attack

A second attack developed by Dhem, Koeune, Leroux, Mestre, Quisquater, and Willems uses the same general idea as Kocher's work, but attempts to simplify both the timing and the calculations performed. They state that although Kocher's idea was theoretically feasible and he presented a lot of data suggesting its possibility, there is no evidence that Kocher actually performed the attack himself. [5] The group of Belgian Computer Scientists were in fact unable to implement Kocher's idea in practice and decided to shift the focus of the attack. Rather than attacking the entire loop as Kocher does, they decided to attack the multiplication. Using a cryptographic library developed for the CASCADE smart card, they attacked the decryption algorithm shown below, where k is the private key and m is the ciphertext:

```
x = m
for i = n-2 downto 0
    x = x2
    if (ki == 1) then
        x = x * m
    endif
return x
```

Figure 2 [5]

The modular multiplication and squaring performed in this algorithm are done using the Montgomery method, and it is a small inconsistency in the multiplication method that Dhem, et. al. exploit. Namely, the method performs an extra subtraction when the intermediary result of the multiplication is greater than the value of the modulus. [5] Thus the ciphertexts can be separated into two groups, those that require the extra subtraction during Montgomery multiplication (C_1) and those that do not (C_2).

Looking back to the algorithm we can see that the multiplication step is performed only if bit i of the private key is a '1'. Using this knowledge, and the inconsistencies of the Montgomery multiplication we can see that when the private key is a '1' there should be a difference between the execution time of ciphertexts in group C_1 and the execution times of the ciphertexts in group C_2 . Whereas if bit i of the private key is a '0' we would expect to see no timing difference between the two groups.

Just as with the Kocher attack, while the theory of the attack seems flawless the implementation presents problems that are hard to solve. Although Dhem, et. al. were able to recover 128-bit keys using 50,000 samples they do admit to limitations. [5] Beginning with the simpler of the two problems presented, "How do we know whether sample A is *different* than sample B" or how do we determine whether a reduction was performed on a given ciphertext or not. Although in theory the algorithm should run in constant time, in reality this is certainly not the case. This being the case we now have a difficult time identifying not only whether or not a reduction was performed, but also while running the actual attack we must decide how different the timing of group C_1 must be from group C_2 in order to assign the bit i of the private key to be a '1'. The second problem is inherent to the Montgomery multiplication and impossible to correct without

modifying components to the RSA algorithm. In experimental results the Belgian group found that when RSA is allowed to operate as it should the extra reduction is only performed only 17% of the time. They were able to increase this probability to numbers as high as 50% by fixing the modulus and one of the factors, however these modifications would not be performed in practice and thus compromises the effectiveness of the attack.[5]

With this in mind the group reworked their attack to concentrate on the squaring operation that is performed *figure 2*. The attack on the square works essentially the same way as its multiplication counterpart, again relying on the extra reduction performed when using the Montgomery method. Rather than simply timing the entire loop and attempting to identify whether or not a multiplication was performed the attack is stopped right before the if statement, and from here the timing begins. As a result, instead of trying to guess bit i they are actually attempting to guess the previous bit ($i-1$). The attack first simulates a guess of '1', where the multiplication is performed, dividing the results of each ciphertext into two groups, M_1 and M_2 , just with the previous multiplication attack. This timing is then followed up by a timing of a guess of '0', separating the timing results into groups, M_3 and M_4 . Finally, after timing the actual private key execution and gathering the same two groups we compare these to the M_1 and M_2 set as well as the M_3 and M_4 set. The set with the closest relation to the actual timing reveals bit $i - 1$ of the private key.

Unlike the multiplication attack described above the squaring does not rely on a constant factor. As a result of the performance a reduction step being significantly less biased. Furthermore, the second problem the with multiplication attack (i.e. how different

do the samples have to be) is also solved, as we are looking at a comparison between a guess of '1' or a guess of '0' and the actual time. Since we now have a predetermined point of reference we no longer have to calibrate our difference margin.

While very excited about the new and seemingly more successful timing attack as proposed by Dhem, Koeune, Quisquater and Willems, we realized that the issue of accurate timing results had not gone away. The paper by the Belgian scientists suggests that the attack is based on a variation in timing of 422 clock cycles out of 7,400,000, so it was clear to us that the accuracy of measurements was still crucial to the success of the attack. [5] So we decided that prior to any attempts at implementing the attack we should first secure accurate timing results.

Timing Trials and Tribulations

The first timing trials were performed using the Bryant and O'Halloran [4] code to time a multiplication, and a squaring using both the Lenstra LIP package [9] and the Scott MIRACL package.[10] The numbers that were used were randomly generated, with a ceiling of $2^{128}-1$, using the random number generators supplied by the respective packages. The timing test performed 100 of each operation. In accordance with *figure 2* the 100 multiplications were done with one number that was randomly generated for each multiplication and one constant random factor. The squaring using MIRACL was performed by multiplying the random factor by itself, as there was not inherent squaring function within the package.

Below is a graph showing the timing results when the timing of each operation is performed once. Notice that the timing results appear to be performed without any

consistency and more importantly, with the exception of two or three samples there does not seem to be any visible operations that performed a reduction.

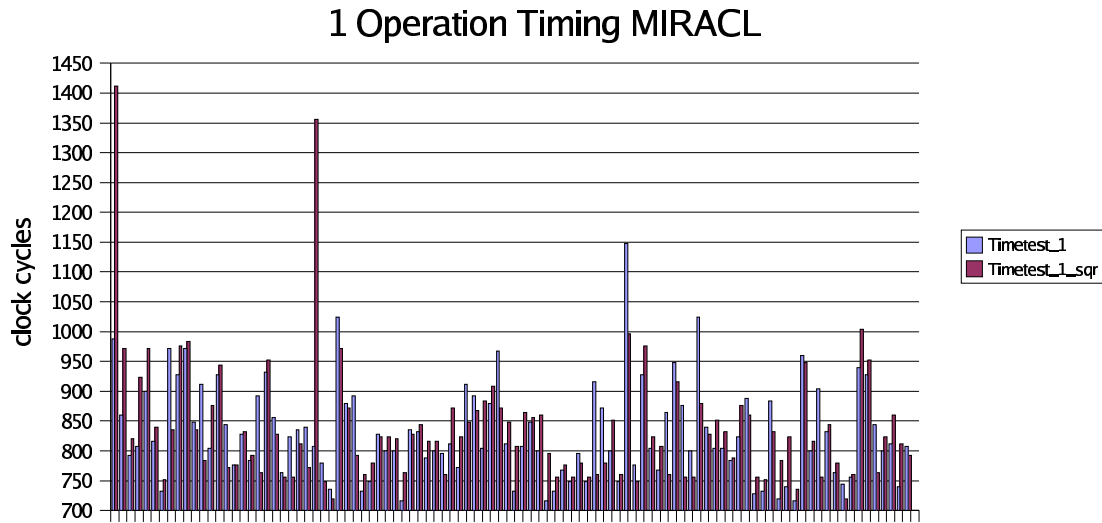


Figure 3

While the Lenstra Integer Package performed much more consistently, the visible differences that would suggest a reduction (approx. 25%) occurred at a rate much lower than identified in the Practical Timing Attacks paper. The initial value was also uncharacteristically high, 5328 clock cycles (not fully shown by the graph below in order to depict a more accurate data range). Moreover, this value was consistently high in each run of the timing test, leading me to believe that it was a result of having to initialize internal variables of LIP.

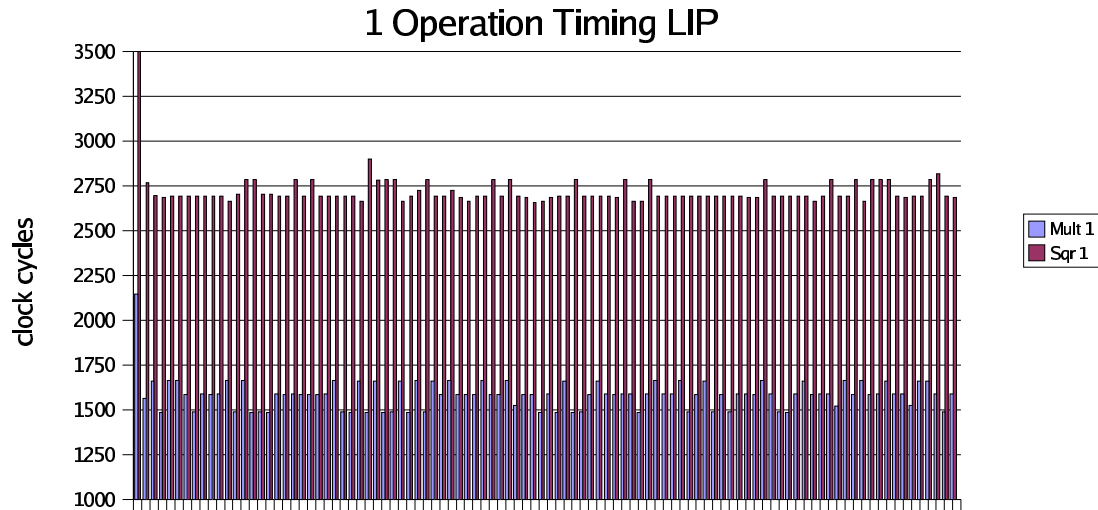


Figure 4

Additional tests were performed to compute the average time of the operation over 10000 trials. Statistics from the MIRACL test showed that the repetition seemed to decrease the randomness of the time values with each run of the test, however, clock cycle counts still varied largely from run to run. LIP statistics from these tests did not show any significant improvement over the timing of a single run of the operation, however, they did correct the high initial time problem.

Running out of options we decided to develop our own timing method using assembly code, and included a warming of the cache memory prior to the timings. Our assembly timing method produce much more consistent result, but did not improve the detection of a reduction step performed in the Montgomery operations.

Continued Fractions and the Continued Fraction Algorithm

Having little success in obtaining timing results that were accurate enough to perform a timing attack we decided to slightly shift the focus of the thesis to include other attacks we can be performed with out the reliance on timing. We were able to find a

comprehensive list of such attacks in a paper written by Daniel Boneh that analyzed the many attacks that have been attempted since the RSA algorithm had been adopted in common practice. [6] We looked at each of the attacks and decided to focus on one that exposed a small private key using the mathematical theory of continued fractions.

Continued fractions are primarily used to discover a close approximation for the numerator and denominator of a real number when less approximate value of that fraction is known[7], and as we will shortly see this discovery has significant implications for the security of the RSA algorithm.[8] The common expression of a continued fraction is as follows:

$$q_0 + \frac{a_1}{q_1 + \frac{a_2}{q_2 + \frac{a_3}{\dots + \frac{a_n}{q_n}}}}$$

Figure 5

In the implementation of the continued fraction algorithm we are interested in what is more specifically referred to as the simple continued fraction, in which all of the numerators are equal to 1. Using this constraint we can concisely define the continued fraction expansion as:

$$\langle q_0, q_1, q_2, \dots, q_{n-1}, q_n \rangle$$

For example to compute the continued fraction of $\frac{4}{11}$ we first invert the fraction:

$$0 + \frac{1}{\frac{11}{4}}$$

then reduce the fraction in the denominator:

$$0 + \frac{1}{2 + \frac{3}{4}}$$

we repeat by inverting the fraction in the denominator:

$$0 + \frac{1}{2 + \frac{1}{\frac{4}{3}}}$$

and finally reduce the denominator to obtain the simple continued fraction:

$$0 + \frac{1}{2 + \frac{1}{1 + \frac{1}{3}}}$$

The continued fraction expansion for $\frac{4}{11}$ is $\langle 0, 2, 1, 3 \rangle$.

It can be shown that the fraction can be reconstructed from q_0 using the following method:

$$\begin{aligned} n_0 &= q_0, & d_0 &= 1, \\ n_1 &= q_0q_1 + 1, & d_1 &= q_1, \\ n_i &= q_i n_{i-2}, & d_i &= q_i d_{i-1} + d_{i-2} \quad \text{for } i = 2, 3, \dots, m \end{aligned}$$

Figure 6 [8]

While m is the final reconstructed fraction, the intermediate values for $\frac{n_i}{d_i}$ are referred to as convergents. Finally, as per the continued fraction algorithm presented by Wiener[8]:

```

Given  $f'$ , and underestimate of  $f$ 
While  $f$  is not found
    Calculate  $q_i'$ 
    Use figure 6 to construct
         $\langle q_0', q_1', \dots, q_{i-1}, q_i + 1 \rangle$  if  $i$  is even,
         $\langle q_0', q_1', \dots, q_{i-1}, q_i \rangle$  if  $i$  is odd,
    Check whether the constructed fraction is equal to  $f$ .
EndWhile

```

Figure 7

Notice that 1 is added to the the term q_i before the convergent is computed if i is a even number. This is done because the value for the guess of f should always be larger than f' , since f' is an underestimate of actual f , and it can be shown that the convergent for even values of i without the added value is indeed less than f' .

Exposing a Small Private Key

The attack on a small RSA private key, as developed by Michael Wiener, makes use of continued fractions in order expose the private key, d . The attack works with a low

private key because the fraction $\frac{e}{N}$, where e is the RSA public key and N is the RSA

modulus, is a close underestimate of $\frac{k}{d}$, where k is the result of $\frac{ed}{\phi(N)+1}$ and d is

the RSA private key. It is important to note that because of the constraint of being a

“close underestimate” it can be show that the attack is only guaranteed to if the private

key satisfies the equation, $d < \frac{1}{3} N^{\frac{1}{4}}$. [6]

To expose the private key we use the continued fraction algorithm set forth in the previous section, with a few modifications and extra calculations to determine whether or not the convergent yields the correct continued fraction. What follows is a detailed description of modified continued fraction algorithm.

$i = 0$

$$r_0 = \frac{e}{N}$$

While the guess of $d < \frac{1}{3} N^{\frac{1}{4}}$

Calculate q_i'

Calculate r_i' , the remainder when q_i is factored out of $\frac{1}{r_{i-1}}$

Calculate the guess of $\frac{k}{d}$ as described in the second step of *figure 7*

Calculate the guess of $e*d$,

Calculate the guess of $\phi(n)$, given by $\lfloor \frac{ed}{k} \rfloor$

We can now perform our first test for an incorrect guess of the private key. If the guess of $\phi(n)$ is equal to 0 we can clearly assume that the guess of d is incorrect and forgo the following two steps.

Calculate the guess of $\frac{(p+q)}{2}$, given by $\frac{N - \phi(N) + 1}{2}$

At this point we can include our second test to determine whether or not the guess of the private key was correct. If you recall the fundamental definition of RSA both p and q must be primes and thus they are odd. Since adding two odd numbers results in an even number, if the result $\frac{(p+q)}{2}$ is not an integer we can assume that the guess of the private key is incorrect and skip the last step of the algorithm.

$$\text{Calculate the guess of } \left(\frac{p-q}{2}\right)^2, \text{ given by } \left(\frac{p+q}{2}\right)^2 - N$$

Finally, if the guess of $\left(\frac{p-q}{2}\right)^2$ is a perfect square we can assume that the guess of d is correct and we can break from the while loop. In my program this is done by passing the guess to a function called `nroot`, which returns 1 in the case of a perfect square. While it may not be initially evident the perfect square test also works on the basis that p and q are odd numbers. The subtraction of two odd numbers also yields an even number and thus when we divide by two we have an integer, by carrying out the squaring step of equation we now have perfect square. Thus a correct guess must also be a perfect square. Furthermore, we can perform a few more calculations to determine p and q .

EndWhile

In an attempt to improve the performance of the attack Wiener a number of possible modifications. Base on his descriptions of the improvements two of the suggestions seem to be both practical and possible. The first is simple suggestion in

which we increase the extent of the search for d by stopping a few loop iterations after the suggested boundary of $\frac{1}{3}N^{0.25}$. [6] He points out that the attack is *guaranteed* to work within this boundary, but this does not mean that it will not work outside of the boundary.

The second improvement has more of a mathematical basis and significantly increases the discoverable private keys. Wiener states that the denominator of the underestimate (N) used in the attack is an over estimate of $\phi(n)$ and, while we don't know $\phi(n)$, he suggests a closer overestimate:

$$\lfloor (\sqrt{pq} - 1)^2 \rfloor$$

The amount of improvement over the initial limit is inversely proportional to the absolute value of $p - q$.

Small Private Key Experimental Results

Thankfully the MIRACL package contained all of the necessary functions to perform the continued fractions attack, and we were not forced to search for another package. I first developed program using only the description in Boneh's paper [6], when this did not work I turned to the Wiener paper that Boneh referenced for further clarification on the attack. [8] By implementing the algorithm described above I was able to successfully uncover a small private key. [*single_small_private_attack.c*] While Wiener's paper calls for the calculation of g , but because the implementation of RSA calls for e and $\phi(n)$ to be relatively prime it can be shown that g will always be equal to 1.

While g is still computed by my program, because when using MIRACL division it is a byproduct of the guess of $\phi(n)$, it is not displayed when the program is run.

My first program performs an attack on one set of RSA keys generated randomly by the program, each intermediate step of the algorithm is displayed in the console. The private key is automatically set as close as possible to the boundary of $\frac{1}{3}N^{0.25}$, and in the case that the boundary is not relatively prime to $\phi(n)$, the next attempted value is generated by adding two to the boundary. Furthermore the user can specify, in the command line, how far above above the boundary they wish for the private to be. The number given by the user in the command line, x , is actually computed to be $x = 2^x$ and added to the boundary before generation of the private key. The variable x is calculated by the equation above because this feature was built in for testing the actual boundary for exposing a small exponent by continued fractions, and I quickly realized that this number needs to be quite large before the attack fails to function on a consistent basis. Furthermore, the execution time of the attack does not seem to be effected by the size of the public key and for 1024-bit encryption they key is exposed in an average of 15 milliseconds.

I then developed a second version of the small private attack program, which was intended for boundary testing purposes and simply runs the attack one hundred times, generating a new RSA key set each time, and keeping track of the successful attempts at private key exposure. After experimenting with single runs of this program to establish a general neighborhood of where the attack began to fail I developed a script to test the

performance of the attack on numbers in that neighborhood. I then ran this script to test encryption sizes of 256, 512 and 1024-bits. The following graphs represent the results of the tests on 512-bit and 1024-bit encryption. In order to determine the percentages the script was run twice, thus percentages represent number of correct exposures over 1000 exposure attempts.

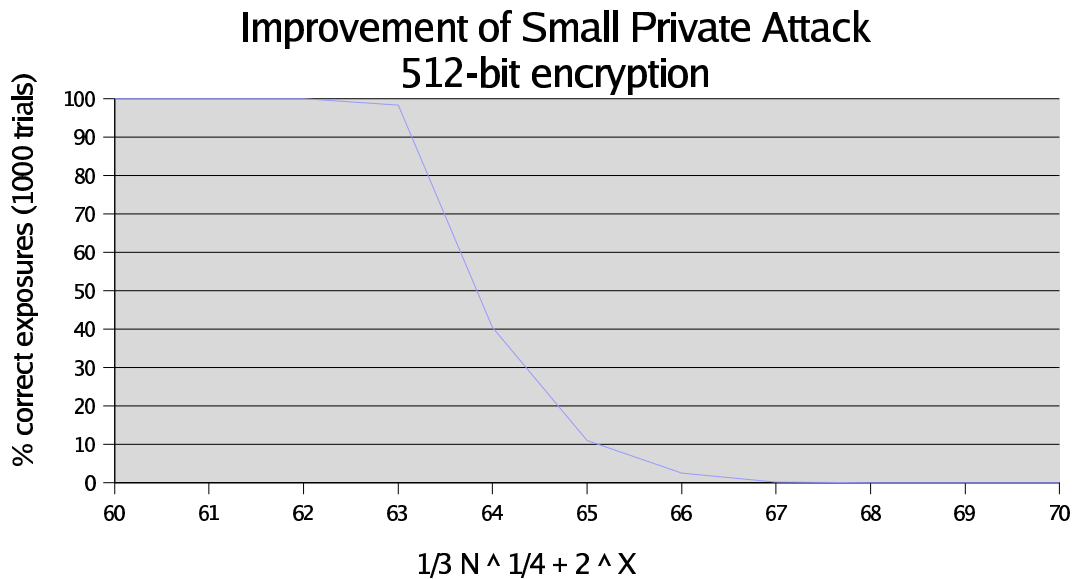


Figure 8

As is shown by the graph above, with 512-bit encryption, by simply allowing the to run until failure I was able to increase the boundary of insecure private keys by 2^{63} and still obtain a one hundred percent success rate. While at first this may seem like an incredible amount of added vulnerability, when taking as a percentage of the size of the encryption rate the increase is actually extremely small.

Improvement of Small Private Attack 1024-bit encryption

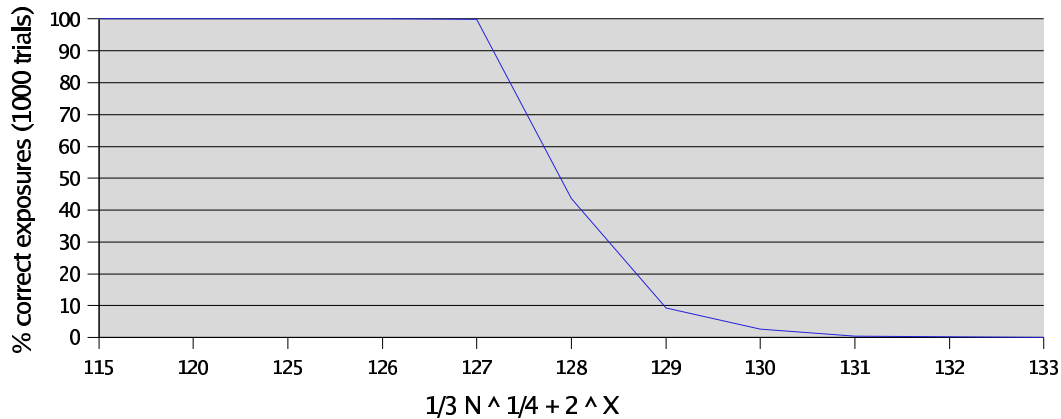


Figure 9

Figure 9 shows that when the rate of encryption is doubled so is the exponent for additional exposure. Taking in to account the both the rate of encryption and size of the additional exposure are exponents in the equation 2^z , the actual expansion of the boundary decreases when taken as a percentage of the encryption rate. In comparing the three graphs (including the 256-bit encryption test not shown) I found that the exponent used to test the boundary approximately doubled each time and as you can see above the rate of decline in the percentage of correct exposures declines at the same rate for all three encryption rates. These findings suggest that while Boneh's boundary may not be exactly right it is fairly close, and furthermore there is indeed a function that maps the size of the modulus to size of an insecure private key.

Preventing RSA Attacks

The timing attack relies on inconsistencies of the decryption of a set bit, in order to combat this we need to find a way to hide these differences. Fortunately, there are many ways in which the timing attack can be prevented, however all add time to the decryption. The simplest of these potential prevention methods is to add a random time

delay into the calculation of the decryption. This method may seem to be ideal because it does not result in any additional calculation, but it turns out that this only makes the attack harder to perform. The introduction of random timings is essentially the same as the inconsistencies in computer timing, and theoretically can be averaged out by increasing the number of samples used.

Kocher's paper suggests a clever prevention method commonly referred to as blinding. This method calls for the calculation of an additional set of randomly generated numbers $\langle v_i, v_f \rangle$. [2] For the RSA algorithm Kocher suggests that v_f is chosen to be relatively prime to the modulus n , and v_i is computed by the following equation:

$$v_i = (v_f^{-1})^e \text{ mod } n$$

where e is the public key and n is the modulus. The message to be decrypted is then multiplied by $v_i \text{ mod } n$ before the modular exponentiation blinding the attacker from the true generation of the plaintext. Following the completion of modular exponentiation the result is multiplied by $v_f \text{ mod } n$ to obtain the true plaintext. It is common practice to generate only one set of additional numbers as the calculation of the modular inverse is generally slow.

Dhem, et. al. have likewise suggested a method of prevention for the attack on the Montgomery multiplication and squaring operations. Since the attack relies on the performance of an extra reduction in the Montgomery algorithm, they simply suggest that this step is carried out regardless of whether or not it is necessary. [5] If the reduction was not necessary its result is disregarded at the end of the algorithm. Since the reduction is

consistently performed the Montgomery algorithm should run in 'constant' time, completely undermining the attempt to exploit it.

The continued fractions attack is easily prevented by choosing a sufficiently large private key. As there are complementary attacks that rely on the choice of a low public exponent it is considered best practice to choose the exponent with the intention of keeping both keys relatively large. Low private exponents are generally chosen in an effort to reduce the time of decryption, but with this vulnerability and the small increase in time required for a larger key there is no reason for a small private key to be used. While it is often a goal of the computer scientist to optimize execution time, however this practice is inconsequential when it comes at the cost of undermining the security of the algorithm.

Further Exploration

In the future I would like to work more on both the mathematical and timing attacks. For the timing attack I would like to attempt to implement the “practical” timing attack developed by Dhem, et. al. using the Lenstra Integer Package. I would ideally like to implement the attack on a dedicated machine running on a simple processor. While the attack is certainly theoretically practical the additional operations of an advanced processor and the scheduling of an operating system introduce timing variations that decrease the likelihood of the attack to work. Once I got the attack to work on a simple implementation RSA I would like to analyze how much added security is provided by the simple prevention method of the random wait time.

With regard to the mathematical attacks I would like to work on expanding the boundary of the continued fractions, small private exponent attack, as well as implementing an attack on a low public exponent. To expand the boundary of the continued fractions attack I would perform testing on the improved denominator as suggested by Wiener. [8] Boneh suggested a number of attacks on a small public exponents, all of which rely on the LLL lattice algorithm. After gaining a solid understanding of the math behind this algorithm I would like to implement one of these attacks. My ideal goal would be to see how far I could advance both the small private and small public key vulnerabilities, in order to be able to suggest an optimal range for key generation.

References

- [1] W. Stallings. Cryptography and Network Security: Principles and Practices. New Jersey: Prentice Hall 2003
- [2] P. C. Kocher. Timing Attacks on Implementations of DiffieHellman, RSA, DSS and Other Systems
<<http://www.cryptography.com/resources/whitepapers/TimingAttacks.pdf>>
- [3] "Java SDK 1.4.2 API" <<http://java.sun.com/j2se/1.4.2/docs/api/>>
- [4] Bryant and O'Halloran. <<http://csapp.cs.cmu.edu/public/ics/code/perf/clock.c>>
- [5] Dhem, Koeune, Leroux, Mestre, Quisquater, and Willems. A Practical Implementation of the Timing Attack.
<<http://www.cs.jhu.edu/~fabian/courses/CS600.624/Timing-full.pdf>>
- [6] D. Boneh. Twenty Years of Attacks on the RSA Cryptosystem.
<<http://crypto.stanford.edu/~dabo/papers/RSA-survey.pdf>>
- [7] Eric W. Weisstein. "Continued Fraction." From *MathWorld*--A Wolfram Web Resource. <<http://mathworld.wolfram.com/ContinuedFraction.html>>
- [8] Michael J. Wiener. Cryptanalysis of Short RSA Secret Exponents. *IEEE Transactions on Information Theory*, vol. 36. no. 3, 1990, pp.553-558.
<<http://www3.sympatico.ca/wienerfamily/Michael/MicaelPapers/ShortSecretExponents.pdf>>
- [9] Arjen Lenstra. LIP: Large Integer Package. Bellcore
<<http://www.enseignement.polytechnique.fr/profs/informatique/Philippe.Chassignet/97-98/BIGNUMS/lipdoc.ps>>
- [10] M. Scott. MIRACL: Multiprecision Integer and Rational Arithmetic C/C++ Library. Shamus Software Ltd. <<http://indigo.ie/~mscott/>>