

## STATE EMPLOYMENT RATES FOR PERSONS AGED 55+ (2006)

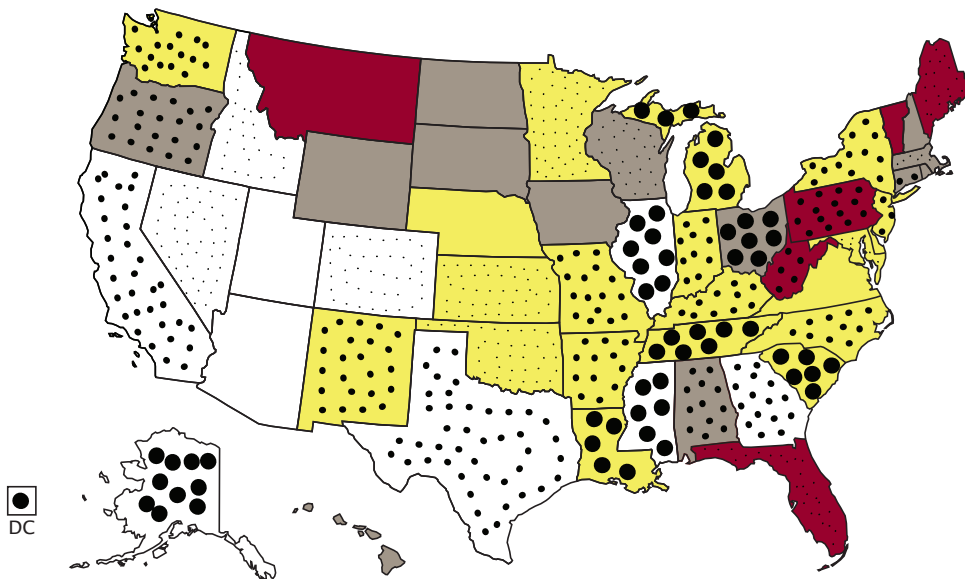
Nationally, the labor force participation rate for adults age 55 and older was 35.0% in 2007, with the unemployment rate being 3.8%<sup>1</sup>. However, there is significant variation in these rates in different states.

This fact sheet presents the employment and unemployment rates of older adults aged 55+ on a state by state basis. The states are listed according to the employment rates, from the highest to the lowest percentage.

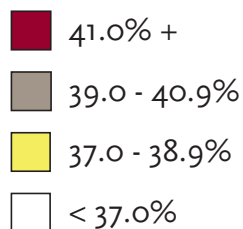
*In partnership with:*




Nationwide Unemployment and Population Aged 55+ <sup>1</sup>



Population Aged 55+  
Percent Unemployed



Unemployment  
Rate



State Employment and Unemployment Rates for Population Aged 55+ <sup>1</sup>

	Employment Rate 55+	Unemployment Rate 55+
Wyoming	46.8%	2.1%
Alaska	44.0%	5.2%
Nebraska	42.9%	2.4%
New Hampshire	41.7%	3.5%
South Dakota	41.6%	2.1%
Vermont	41.3%	2.9%
Colorado	40.7%	3.5%
Maryland	40.2%	3.2%
Connecticut	39.5%	4.3%
Kansas	39.2%	2.9%
Minnesota	39.2%	3.55
District of Columbia	39.2%	3.3%
North Dakota	38.7%	2.0%
Virginia	38.6%	2.6%
Utah	38.5%	2.8%
Iowa	38.3%	2.6%
Nevada	38.2%	4.5%
Massachusetts	38.1%	4.0%
New Jersey	37.4%	4.3%
Wisconsin	37.2%	3.4%
Hawaii	36.7%	2.6%
Montana	36.6%	2.7%
Georgia	36.5%	3.7%
Maine	36.5%	3.3%
Texas	36.4%	3.8%
Illinois	36.4%	4.3%

	Employment Rate 55+	Unemployment Rate 55+
Washington	35.9%	4.0%
Indiana	35.6%	3.8%
Oregon	35.5%	3.6%
Rhode Island	35.3%	4.8%
California	35.2%	4.3%
Missouri	34.7%	3.5%
Idaho	34.6%	3.4%
Oklahoma	34.6%	3.4%
Ohio	34.5%	3.8%
New Mexico	34.4%	3.4%
New York	34.3%	4.1%
North Carolina	34.1%	3.4%
Delaware	33.8%	3.3%
Tennessee	33.5%	4.1%
South Carolina	33.4%	4.2%
Pennsylvania	33.3%	3.7%
Louisiana	31.7%	4.6%
Arkansas	31.5%	3.6%
Michigan	31.1%	5.6%
Arizona	31.1%	3.1%
Mississippi	30.7%	3.3%
Alabama	30.7%	3.2%
Kentucky	30.3%	3.3%
Florida	30.2%	4.2%
West Virginia	26.8%	2.4%

## Reference:

- <sup>1</sup> U.S. Census Bureau. (2006). American community survey: Age by employment status for the population 16 years and over, table ID B23001. Available from <http://factfinder.census.gov>.

Compiled by Vanessa Careiro