

*Boston College
Office of Residential Life*

**ROOM
SELECTION**

2019



1

1

*Step One:
Individual Application Housing Intent*

AGORA > MY SERVICES > MY RESLIFE >
APPLICATIONS > 2019-2020 ACADEMIC YEAR.

**Must be filled out by
February 8th**

Update your roommate profile, indicate your housing intent, indicate if you have a medical need, complete a living & learning community housing application, check the Include in Search box, and sign the residency agreement.

Medical, Psychological, and Disability Need-Based Housing Requests



- Students should indicate a medical need in the housing application.
- Students must renew accommodation requests each year.
- Students who wish to request accommodations must set up a meeting by Friday, February 8 with the Office of Disability Services.
- Please call 617-552-3470 to schedule a meeting.
- Supporting documentation from a physician or other health care professional must be submitted to the Assistant Dean for Students with Disabilities in the Dean of Students Office.

2

Step Two: Group Registration

2

SELECT A **GROUP LEADER**

ALL MEMBERS OF THE GROUP WILL GIVE THEIR **EAGLE ID** TO THEIR GROUP LEADER.

THE GROUP LEADER IS RESPONSIBLE FOR SELECTING HOUSING FOR ALL GROUP MEMBERS.

CHECK OUT THE ROOM SELECTION WEBPAGE FOR A PDF THAT EXPLAINS ELIGIBILITY CODES IN FULL DETAIL AND HOW TO ARE USED IN GROUP SELECTION. THE PURPLE INFOGRAPHIC HERE CAN ALSO HELP YOU UNDERSTAND THIS TOO!

3



Group Selection Day



3

8AM-12PM: THE GROUP LEADER CREATES THE GROUP.


The leader logs into the housing application and adds group members.

ONCE THE GROUP IS FULL, THE GROUP LEADER WILL VERIFY THE GROUP.

VERIFIED GROUPS CANNOT BE CHANGED.

GROUPS WILL THEN BE RANDOMLY SELECTED TO PARTICIPATE IN THE GROUP SELECTION PROCESS.

IF YOUR GROUP IS **SELECTED** TO PICK A ROOM, YOUR **GROUP LEADER** WILL RECEIVE AN E-MAIL WITH YOUR GROUP PICK TIME.



- If your group **is not** selected, you will be able to form a new group for another selection day.
- You do not have to register for a room type on every consecutive day.
- Students with financial holds or conduct holds cannot participate in room selection or be added to groups.

4


Selecting Your Space

4


THE FIRST PICK TIME IS AT 4PM

The group leader will select the specific room for your group and assign members to specific bedrooms. Make sure your group leader knows who should be direct roommates!

CLICK SAVE AFTER FINALIZING YOUR SELECTION!



Blocking



BLOCKING ALLOWS SEVERAL GROUPS TO SELECT HOUSING AT THE SAME TIME.

2 person apartments	→	4 blocked groups
3 person apartments	→	3 blocked groups
4 person apartments/suites	→	3 blocked groups
6 person apartments/suites	→	2 blocked groups
8 person suites	→	2 blocked groups
9 person suites	→	2 blocked groups
Traditional Style	→	8 blocked people

- Groups must be the same size and apply for the same type of housing.
- Blocked groups have one leader who registers for everyone.
- Blocking does not improve or hurt chances of housing.

Room Selection Order of Days

March 12

6-Person Apartments

March 18

8-Person Suites

March 13

4-Person Apartments

March 19

4-Person Suites

March 14

2&3 Person Apartments

March 20

6&9 Person Suites (Triples)

March 15

6-Person Suites (Stayer)

March 21

Traditional Style Housing

2

*OR Step Two:
Final Selection*

2

STUDENTS WHO DO NOT HAVE A GROUP OR DO NOT WISH TO PARTICIPATE IN THE GROUP PROCESS CAN SIGN-UP FOR FINAL SELECTION.

Must be filled out between

MARCH 22nd-25th

These students will be assigned to housing in June.

After Selecting Your Room

IF YOU WISH TO MOVE OFF-CAMPUS AFTER SELECTING YOUR ROOM, YOU MUST DO SO BY COMPLETING A **LEAVE OF ABSENCE FORM**. YOU HAVE UNTIL **MAY 31ST** TO CANCEL HOUSING AND RECEIVE A FULL REFUND.



STUDENTS CANNOT TRANSFER ASSIGNMENTS UNTIL **AFTER THE SECOND WEEK OF CLASS.**

Helpful Hints

DON'T REGISTER FOR HOUSING YOU DON'T WANT.

YOUR SOCIAL LIFE WILL BE WHAT YOU MAKE IT, NO MATTER WHERE YOU CHOOSE TO LIVE.

PICK ONE DIRECT ROOMMATE AND DON'T LEAVE EACH OTHER DURING THE PROCESS.

HAVE THE CONVERSATIONS BEFORE HOUSING SELECTION STARTS ABOUT WHAT PLAN A, B, C, AND D ARE WITH YOUR **ENTIRE** GROUP.

MAKE PLANS WHERE **NO ONE GETS "CUT OUT"**, BLOCKING CAN HELP WITH THIS!



Questions?



CONTACT US!

PHONE: (617) 552-3060

EMAIL: PLACEMENT@BC.EDU



VISIT US ONLINE AT
WWW.BC.EDU/RESLIFE

THIS SNAPCODE BRINGS YOU DIRECTLY TO
THE ROOM SELECTION WEBPAGE