


BOSTON COLLEGE

STATISTICS

*INTERNATIONAL STUDENTS,  
FACULTY  
& RESEARCH SCHOLARS*



2010-2011



**Prepared by:**

Boston College  
Office of International Students and Scholars  
21 Campanella Way, Suite 249  
Chestnut Hill, MA 02467  
(617) 552-8005  
[www.bc.edu/oiss](http://www.bc.edu/oiss)

**Office of International Students and Scholars Staff**

Adrienne Nussbaum  
Director, Office of International Students and Scholars

Susan Shea  
Assistant Director, Office of International Students and Scholars

Ama Edzie  
International Student Systems Administrator, Editor

Meghan Popick  
International Advising Assistant

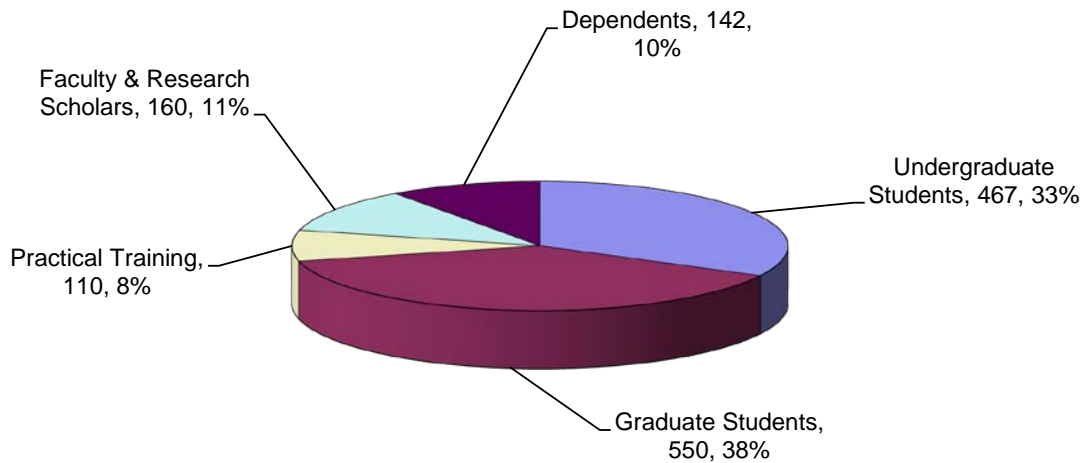
# TABLE OF CONTENTS

OVERVIEW OF INTERNATIONAL POPULATION FOR THE ACADEMIC YEAR 2010-2011 .....	3
OVERVIEW OF INTERNATIONAL POPULATION BY REGION .....	4
DETAILED INFORMATION ABOUT THE INTERNATIONAL UNDERGRADUATE POPULATION .....	5
<i>School</i> .....	5
<i>Academic Level</i> .....	5
<i>Visa Classification School</i> .....	5
<i>Gender</i> .....	5
<i>Field of Study</i> .....	5
DETAILED INFORMATION ABOUT THE INTERNATIONAL GRADUATE POPULATION.....	6
<i>School</i> .....	6
<i>Academic Level</i> .....	6
<i>Visa Classification School</i> .....	6
<i>Gender</i> .....	6
<i>Field of Study</i> .....	7
COUNTRIES REPRESENTED BY THE INTERNATIONAL STUDENT POPULATION .....	8
SOURCE OF FUNDS FOR UNDERGRADUATE AND GRADUATE INTERNATIONAL STUDENTS .....	10
TEN YEAR SUMMARY OF THE INTERNATIONAL STUDENT POPULATION.....	11
INFORMATION ON STUDENTS WHO ARE UNDERTAKING A PERIOD OF PRACTICAL TRAINING .....	12
INFORMATION ON INTERNATIONAL FACULTY AND RESEARCH SCHOLARS .....	13
INFORMATION ON DEPENDENTS OF INTERNATIONAL STUDENTS, FACULTY AND RESEARCH SCHOLARS .....	14
TWENTY-SEVEN YEAR SUMMARY OF INTERNATIONAL POPULATION AT BOSTON COLLEGE .....	15

**Boston College International Population  
2010-2011**

<b>Undergraduate Students</b>	<b>467</b>
<b>Graduate Students</b>	<b>550</b>
<b>Total Enrolled Students</b>	<b>1017</b>
<b>Practical Training</b>	<b>110</b>
<b>Faculty &amp; Research Scholars</b>	<b>160</b>
<b>Dependents</b>	<b>142</b>
<b>Grand Total</b>	<b>1429</b>

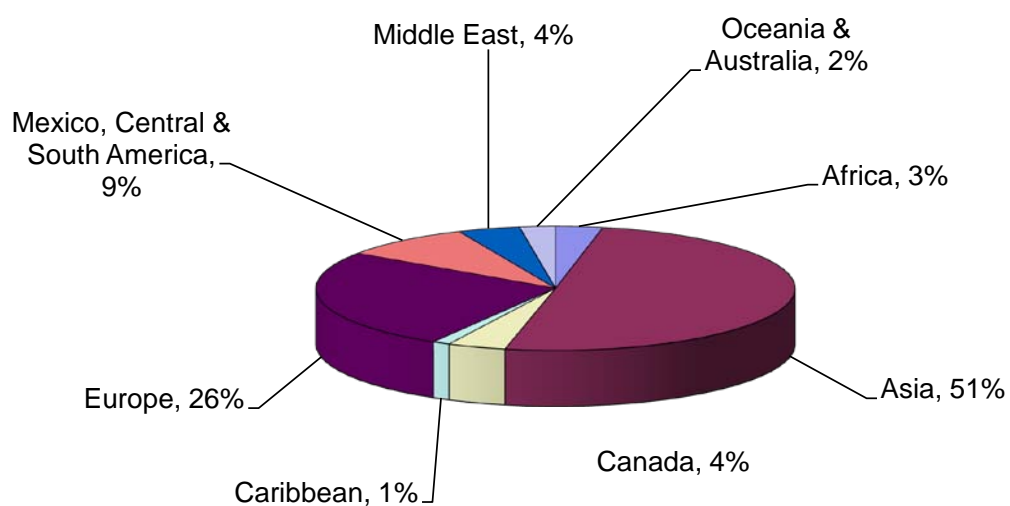
**Boston College International Population**



### International Population by Region

Region	Under - graduate Students	Graduate Students	Practical Training	Faculty & Scholars	Dependents	Total	Total in Percentage
Africa	4	32	3	3	4	46	3%
Asia	187	310	68	65	84	714	51%
Canada	22	25	5	3	2	57	4%
Caribbean	5	9	2	1	0	17	1%
Europe	174	85	18	72	29	378	26%
Mexico, Central & South America	40	46	10	7	18	121	9%
Middle East	14	34	3	5	5	61	4%
Oceania & Australia	21	9	1	4	0	35	2%
<b>Grand Total</b>	<b>467</b>	<b>550</b>	<b>110</b>	<b>160</b>	<b>142</b>	<b>1429</b>	

### International Population by Region



## Undergraduate International & Exchange Students

School	Year	Visa Type*	Gender				
Carroll School of Management	124	Freshmen	79	E-2	1	Female	258
College of Arts & Sciences	140	Sophomores	74	F-1	462	Male	209
Connell School of Nursing	1	Juniors	69	J-1	3		
Exchange Students	189	Seniors	50	TD	1		
A&S	122	Exchange Students	189				
CSOM	57	Visiting Students	6				
LSOE	10						
Lynch School of Education	7						
Woods College of Advancing Studies	6						
* For visa description, see below.							
<b>Total</b>	<b>467</b>	<b>467</b>	<b>467</b>	<b>467</b>	<b>467</b>		<b>467</b>

Field of Study			
Accounting	31	History	15
American Studies	5	Human Development	5
Art History	3	Information Systems	2
Biochemistry	5	International Studies	3
Biology	13	Linguistics	3
Chemistry	6	Management	31
Communications	37	Management/Leadership	2
Computer Science	4	Marketing	28
Economics	69	Mathematics	5
Economics - CSOM	22	Nursing	1
Elementary-Special Needs	2	Philosophy	3
English	18	Political Science	42
Environmental Geoscience	2	Psychology	14
Finance	76	Sociology	3
General Management	11	Theater Arts	1
Geology	1	Theology	4
<b>Total</b>			<b>467</b>

\*Visa Descriptions:

E-2: Relative of treaty investor  
 F-1: Student  
 H-1: Temporary worker  
 H-4: Dependent of H-1, H-2, or H-3 employee  
 J-1: Exchange visitor  
 R-1: Temporary religious worker  
 TN: Temporary Canadian or Mexican worker  
 TD: Dependent of TN

**Graduate International & Exchange Students**

School		Visa Type	
Carroll Graduate School of Management	118	F-1	509
Connell Graduate School of Nursing	8	See page 5 for visa type descriptions	2
Graduate School of Arts & Sciences	213	H-4	1
Graduate Exchange Students	4	J-1	36
Graduate Non-Degree	4	R-1	1
Graduate School of Social Work	16	TN	1
Law School	24	<b>Total</b>	<b>550</b>
Lynch Graduate School of Education	86	<b>Gender</b>	
School of Theology and Ministry	55	Female	252
Woods College of Advanced Graduate Studies	22	Male	298
<b>Total</b>	<b>550</b>	<b>Total</b>	<b>550</b>

**Degree**

Carroll Graduate School of Management	
M.B.A.	54
M.S.A.	21
M.S.F.	28
Ph.D.	15
sum	118

Connell Graduate School of Nursing	
M.S.	7
Ph.D.	1
sum	8

Graduate School of Arts & Sciences	
M.A.	13
M.S.	3
Ph.D.	197
sum	213

Graduate Non-Degree/Exchange Students	
Non-Degree/ Exchange	8
sum	8

Graduate School of Social Work	
M.S.W.	14
Ph.D.	2
sum	16

Law School	
J.D.	11
LL.M	13
sum	24

Lynch Graduate School of Education	
M.A.	27
M.Ed.	30
C.A.E.S.	3
Ph.D.	26
sum	86

School of Theology and Ministry	
M.A.	11
C.L. 1	25
D.T. 2	8
F.D. 3	5
M.H.4	6
sum	55

Woods College of Advanced Graduate Studies	
M.S.	22
sum	22

<b>Total Degrees</b>	<b>550</b>
----------------------	------------

**footnotes:**

1. Licentiate in Sacred Theology
2. Doctor of Theology
3. Master of Divinity
4. Master of Theology

<b>Field of Study</b>	
Accounting	21
Administrative Studies	20
Applied Developmental/Educational Psychology	12
Biology	15
Chemistry	47
Clinical Social Work	6
Counseling Psychology	15
Curriculum & Instruction	29
Economics	55
Educational Research/Measure/Evaluation	10
Educational Administration	5
English	2
Finance	36
Geology	2
Graduate Nursing	8
Higher Education	7
History	28
Law	24
Linguistics	1
Management	54
Mathematics	1
Organizational Studies	7
Pastoral Ministry	12
Philosophy	17
Physics	29
Political Science	7
Psychology	5
Religion and Education	6
Romance Language - French	3
Romance Language - Hispanic Study	7
Romance Language - Italian	2
Social Work	8
Sociology	10
Theology	8
Theology/Ministry	31
<b>Total</b>	<b>550</b>



### Boston College Undergraduate and Graduate Students by Country

Country	Undergraduate Students	Graduate Students	Student Total	Country	Undergraduate Students	Graduate Students	Student Total
Albania	1		1	Kazakhstan	1	1	2
Angola		1	1	Kenya		4	4
Argentina	7	2	9	Korea South	82	43	125
Armenia		3	3	Kuwait	1		1
Australia	20	7	27	Lebanon	2		2
Bangladesh		1	1	Liechtenstein	1		1
Bahrain	2		2	Malaysia		2	2
Barbados		1	1	Malta		1	1
Belgium	1	1	2	Mauritius		1	1
Bolivia		2	2	Mexico	4	9	13
Brazil	8	9	17	Morocco	1	1	2
Bulgaria	1	9	10	Nepal		11	11
Burundi		1	1	Netherlands	12		12
Cameroon		1	1	Netherlands Antilles	1		1
Canada	22	25	47	New Zealand	1	2	3
Chile	5	4	9	Nigeria	1	1	2
China	53	141	194	Norway	4		4
Colombia	1	5	6	Oman	1		1
Congo Democratic Republic		3	3	Pakistan		1	1
Costa Rica	1		1	Palestine		4	4
Denmark	11		11	Peru	2	3	5
Dominica		2	2	Philippines	6	7	13
Dominican Republic	4		4	Poland		1	1
Ecuador	5	1	6	Portugal	3	3	6
Egypt		2	2	Romania		3	3
El Salvador	2		2	Russia	1	4	5
Finland	1	1	2	Saudi Arabia	2		2
France	34	8	42	Serbia and Montenegro	1	1	2
Georgia		1	1	Singapore	6	7	13
Germany	21	9	30	Slovakia		1	1
Ghana		3	3	Slovenia		3	3
Greece	1	2	3	South Africa	2	2	4
Grenada		1	1	Spain	20	12	32
Guatemala	2	2	4	Sweden	4		4
Honduras	1		1	Switzerland	4		4
Hong Kong*	6	7	13	Taiwan	6	13	19
Hungary		2	2	Tanzania		2	2
India	4	39	43	Thailand	4	12	16
Indonesia	7	4	11	Trinidad & Tobago		1	1
Iran		3	3	Turkey	3	26	29
Ireland	15	4	19	Uganda		8	8
Israel	1	4	5	United Kingdom	21	3	24
Italy	16	15	31	Venezuela	3	7	10
Jamaica		3	3	Vietnam	4	7	11
Japan	8	12	20	Zambia		2	2
Jordan	2		2				
<b>Total</b>	<b>467</b>	<b>550</b>	<b>1017</b>				

**Countries Represented**

**91**

*\*Hong Kong remains a classified country for statistical reporting by the Institute of International Education*

### Countries Having the Largest Student Population at Boston College

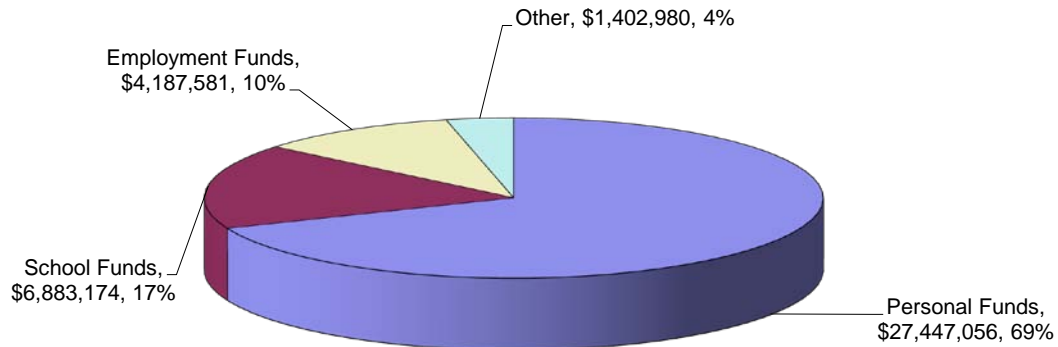
Countries	95-96	96-97	97-98	99-00	00-01	01-02	03-04	04-05	05-06	06-07	07-08	08-09	09-10	10-11
<b>People's Republic of China</b>	38	47	47	70	79	81	131	149	131	133	127	143	157	194
<b>South Korea</b>	52	50	46	63	62	59	54	75	85	84	92	106	109	125
<b>Canada</b>	45	44	45	48	59	55	58	63	56	51	48	46	49	47
<b>India</b>	31	34	32	33	35	39	35	32	27	30	31	37	41	43
<b>France</b>	16	20	16	32	29	32	25	22	28	26	23	40	44	42
<b>Spain</b>	16	15	18	12	19	15	13	13	18	11	11	24	30	32
<b>Italy</b>	12	13	17	19	19	19	17	19	23	20	17	37	34	31
<b>Germany</b>	14	13	9	17	17	12	10	14	12	14	9	10	16	30
<b>Turkey</b>	24	25	31	33	29	25	20	21	22	23	22	21	24	29
<b>Australia</b>	11	16	12	17	12	12	16	17	24	22	33	46	40	27
<b>United Kingdom</b>	17	18	18	31	26	22	24	23	24	22	15	18	20	24
<b>Japan</b>	30	23	31	32	35	30	27	19	15	22	22	23	20	20
<b>Taiwan</b>	5	9	7	13	10	10	21	18	23	32	24	22	18	19

\* No information available for 1998-1999 or 2002-2003

**Boston College Undergraduate and Graduate International Students' Source of Funds  
2010-2011**

Source of Funds Type	Undergraduate Students	Graduate Students	Total
Personal Funds	\$17,567,161	\$9,879,895	\$27,447,056
School Funds <sup>1</sup>	\$591,946	\$6,291,228	\$6,883,174
Employment Funds <sup>2</sup>	NA	\$4,187,581	\$4,187,581
Other <sup>3</sup>	\$433,660	\$969,320	\$1,402,980
<b>Grand Total <sup>4</sup></b>			<b>\$39,920,791</b>

**Boston College Undergraduate and Graduate International Students'  
Source of Funds**



**footnotes:**

1. Tuition Remission, Dean's Scholarships, Merit Scholarships, Athletic Scholarships, and Fellowships.
2. Stipends and Assistantships.
3. Family Contributions, Home Government, and Religious Organizations.
4. Exchange Students do not pay tuition.

### Ten Year Summary of the International Student Population

#### Undergraduate Students

School	00-01	01-02 <sup>1</sup>	03-04	04-05	05-06	06-07	07-08	08-09	09-10	10-11
A&S	98	87	61	78	88	95	98	111	126	140
CSOM	119	86	82	83	84	89	79	94	109	124
CSON	1	1	0	1	1	2	1	1	2	1
LSOE	7	6	5	10	9	11	11	9	8	7
Non Degree/ Exchange	53	64	70	62	100 <sup>2</sup>	90	91	157	178	189
WCASU	4	5	9	3	11	14	7	26	1	6
<b>Subtotal</b>	<b>282</b>	<b>249</b>	<b>227</b>	<b>237</b>	<b>293</b>	<b>301</b>	<b>287</b>	<b>398</b>	<b>424</b>	<b>467</b>

#### Graduate Students

School	00-01	01-02 <sup>1</sup>	03-04	04-05	05-06	06-07	07-08	08-09	09-10	10-11
<b>CGSOM</b>	<b>131</b>	<b>122</b>	<b>140</b>	<b>152</b>	<b>123</b>	<b>134</b>	<b>127</b>	<b>97</b>	<b>82</b>	<b>118</b>
Ph.D.	24	30	26	29	28	25	25	22	17	15
M.B.A.	59	55	36	35	38	51	58	45	40	54
M.S.A. <sup>3</sup>	N/A	N/A	42	44	33	34	26	10	16	21
M.S.F.	48	37	36	44	24	24	18	20	9	28
<b>CGSON</b>	<b>4</b>	<b>2</b>	<b>6</b>	<b>4</b>	<b>5</b>	<b>3</b>	<b>3</b>	<b>5</b>	<b>6</b>	<b>8</b>
Ph.D.	4	2	3	3	2	3	2	2	1	1
M.S.	0	0	3	1	3	0	1	3	5	7
<b>GA&amp;S</b>	<b>217</b>	<b>219</b>	<b>204</b>	<b>240</b>	<b>231</b>	<b>219</b>	<b>227</b>	<b>219</b>	<b>210</b>	<b>213</b>
Ph.D.	160	170	180	212	202	193	198	200	190	197
Master's	56	49	20	28	29	26	29	19	20	16
Other	1	0	4	0	0	0	0	0	0	
<b>GSSW</b>	<b>8</b>	<b>10</b>	<b>9</b>	<b>6</b>	<b>11</b>	<b>11</b>	<b>14</b>	<b>15</b>	<b>17</b>	<b>16</b>
Ph.D.	1	1	0	1	1	2	3	4	3	2
M.S.W.	7	9	9	5	10	9	11	11	14	14
<b>Law</b>	<b>21</b>	<b>21</b>	<b>16</b>	<b>17</b>	<b>14</b>	<b>14</b>	<b>21</b>	<b>27</b>	<b>22</b>	<b>24</b>
J.D.	21	21	16	17	14	14	17	16	12	11
LL.M. <sup>4</sup>	N/A	N/A	N/A	N/A	N/A	N/A	4	11	10	13
<b>LGSOE</b>	<b>65</b>	<b>68</b>	<b>79</b>	<b>76</b>	<b>85</b>	<b>81</b>	<b>69</b>	<b>67</b>	<b>77</b>	<b>86</b>
Ph.D.	25	28	31	31	29	25	28	26	28	26
Master's	38	37	47	42	55	54	39	38	47	57
Other	2	3	1	3	1	2	2	3	2	3
<b>Non-Degree/ Exchange</b>	<b>21</b>	<b>11</b>	<b>46</b>	<b>50</b>	<b>8<sup>6</sup></b>	<b>6</b>	<b>7</b>	<b>7</b>	<b>11</b>	<b>8</b>
<b>STM<sup>5</sup></b>	<b>N/A</b>	<b>N/A</b>	<b>N/A</b>	<b>N/A</b>	<b>N/A</b>	<b>N/A</b>	<b>N/A</b>	<b>50</b>	<b>52</b>	<b>55</b>
D.T.	N/A	N/A	N/A	N/A	N/A	N/A	N/A	6	7	8
Master's	N/A	N/A	N/A	N/A	N/A	N/A	N/A	23	15	11
C.L.	N/A	N/A	N/A	N/A	N/A	N/A	N/A	20	24	25
F.D.	N/A	N/A	N/A	N/A	N/A	N/A	N/A	1	6	5
<b>WCAGS</b>	<b>0</b>	<b>2</b>	<b>4</b>	<b>5</b>	<b>8</b>	<b>7</b>	<b>15</b>	<b>14</b>	<b>16</b>	<b>22</b>
<b>Subtotal</b>	<b>467</b>	<b>455</b>	<b>504</b>	<b>550</b>	<b>485</b>	<b>475</b>	<b>483</b>	<b>501</b>	<b>493</b>	<b>550</b>
<b>Grand Total</b>	<b>749</b>	<b>704</b>	<b>731</b>	<b>787</b>	<b>778</b>	<b>776</b>	<b>770</b>	<b>899</b>	<b>917</b>	<b>1017</b>

#### footnotes:

1. No information available for 2002-2003
2. Increase was partially due to inclusion of spring semester students this year
3. M.S.A. program established 2002-2003 academic year
4. LL.M. program established 2007-2008 academic year
5. STM created June 1, 2008, when the former Weston Jesuit School of Theology and IREPM merged
6. Decrease was largely due to absence of 43 summer visiting students

**Boston College Graduates Who Are Currently Undertaking a Period of  
Practical Training in the United States**

<b>Degree Received</b>	<b>Visa</b>		<b>Gender</b>		
B.A.	7	F-1: Student	110	Female	68
B.S.	12			Male	42
J.D.	5				
LL.M.	6				
M.A.	13				
M.S.	29				
M.B.A.	15				
M.Ed.	4				
M.S.W.	2				
Ph.D.	15				
Non-Degree	2				
<b>Total</b>	<b>110</b>		<b>110</b>		<b>110</b>

<b>School</b>	
Carroll Graduate School of Management	38
Carroll School of Management	12
College of Arts & Sciences	8
Graduate School of Arts & Sciences	16
Graduate School of Nursing	1
Graduate School of Social Work	3
Law School	11
Lynch Graduate School of Education	12
School of Theology and Ministry	3
Woods College of Advanced Graduate Studies	6
<b>Total</b>	<b>110</b>

<b>Country</b>			
Argentina	1	Italy	3
Australia	1	Jamaica	1
Bahrain	1	Japan	2
Belarus	1	Korea, South	12
Brazil	2	Kuwait	1
Bulgaria	1	Nepal	1
Canada	5	Russia	1
China	25	Rwanda	1
Chile	2	Singapore	2
Colombia	1	Spain	2
Czech Republic	1	Taiwan	7
Ecuador	1	Tanzania	2
France	5	Thailand	4
Hungary	1	Trinidad and Tobago	1
India	12	United Kingdom	2
Indonesia	1	Uzbekistan	1
Ireland	1	Venezuela	3
Israel	1	Vietnam	1
<b>Total</b>			<b>110</b>

<b>Total Number of Countries Represented</b>	<b>36</b>
--	-----------

\*Practical Training is defined as employment in the student's field of study for a 12-29 month period following completion of studies.

## International Faculty & Research Scholars

Schools and Colleges		Centers and Institutes	
Carroll School of Management	20	Boisi Center	1
College of Arts and Sciences	104	Center for International Higher Education	7
Connell School of Nursing	1	Center for Retirement Research	1
Graduate School of Social Work	1	Institute for Scientific Research	3
Law School	6	Loneragan Institute	4
Lynch School of Education	6	Sloan Center on Work and Aging	1
School of Theology & Ministry	5		
<b>Total</b>			<b>160</b>
Visa Type		By Gender	
B-1: Visitor for Business	11	Female	59
H-1B: Temporary Worker	53	Male	101
J-1: Exchange Visitor	94		
J-2: Dependent of J-1 Exchange Visitor	2		
	<b>160</b>		<b>160</b>
Department			
Accounting	1	Mathematics	1
Biology	16	Nursing	1
Chemistry	26	Operations and Strategy	2
Computer Science	2	Organizational Studies	2
Curriculum & Instruction	1	Pastoral Ministry	2
Economics	11	Philosophy	10
Finance	5	Physics	23
Geology and Geophysics	1	Political Science	1
Higher Education	13	Psychology	8
History	1	Romance Languages	3
Information Technology	3	Religious Education	1
International Studies	2	Scientific Research	3
Law	6	Social Work	1
Management	6	Sociology	1
		Theology	7
<b>Total</b>			<b>160</b>
Country			
Argentina	1	Korea, South	7
Australia	5	Malaysia	1
Austria	2	Mexico	2
Barbados	1	Netherlands	3
Brazil	3	Nigeria	2
Bulgaria	2	Norway	2
Canada	3	Peru	1
China	42	Poland	3
Ecuador	1	Portugal	2
France	5	Romania	1
Germany	8	Russia	1
Greece	1	Scotland	1
Hungary	1	Singapore	1
India	4	Spain	14
Iran	1	Sri Lanka	1
Ireland	2	Switzerland	4
Israel	1	Taiwan	5
Italy	7	Thailand	1
Japan	3	Turkey	6
Jordan	1	Ukraine	1
Kenya	1	United Kingdom	6
<b>Total</b>			<b>160</b>
<b>Total Number of Countries Represented</b>			<b>42</b>

## Dependents

School of Primary Visa Holder		Relationship to		Visa Type*		Gender	
		Primary Visa Holder					
Boisi Center	1	Spouse	99	F-2	81	Female	102
Carroll School of Management	5	Child	43	J-2	60	Male	40
Carroll Graduate School of Management	30			H-4	1		
Center for International Higher Education	2						
Connell Graduate School of Nursing	1						
Graduate School of Arts and Sciences	75						
Graduate School of Social Work	6						
Law School	7						
Lonergan Institute	3						
Lynch Graduate School of Education	7						
School of Theology and Ministry	5						
<b>Total</b>	<b>142</b>		<b>142</b>		<b>142</b>		<b>142</b>

Country of Citizenship			
Argentina	2	Italy	3
Armenia	2	Japan	7
Bangladesh	1	Korea, South	20
Brazil	6	Mexico	5
Canada	2	Nepal	12
Chile	1	Norway	3
China	31	Philippines	1
Colombia	2	Singapore	2
Finland	3	South Africa	1
France	1	Spain	8
Germany	4	Sweden	1
Ghana	3	Taiwan	4
India	5	Thailand	1
Indonesia	1	Turkey	1
Ireland	3	Venezuela	2
Israel	4		
<b>Total</b>			<b>142</b>

<b>Total Number of Countries Represented</b>	<b>31</b>
--	-----------

\*F-2: Student Dependent

J-2: Exchange Visitor Dependent

H-4: Temporary Worker Dependent

**International Population  
at Boston College by Year & by Program 1983-2010**

<b>Year</b>	<b>Undergraduate Students</b>	<b>Graduate Students</b>	<b>Total Students Enrolled</b>	<b>Practical Training</b>	<b>Research Scholars</b>	<b>Dependents <sup>2</sup></b>	<b>Grand Total</b>
1983-1984	179	141	320	9	46	N/A	375
1984-1985	175	148	323	11	27	N/A	361
1985-1986	164	172	336	16	19	N/A	371
1986-1987	152	208	360	8	27	N/A	395
1987-1988	182	238	420	14	21	N/A	455
1988-1989	180	258	438	28	29	N/A	495
1989-1990	178	298	476	33	36	N/A	545
1990-1991	204	322	526	39	40	N/A	605
1991-1992	249	343	592	52	27	N/A	671
1992-1993	305	356	661	49	36	N/A	746
1993-1994	364	375	739	44	43	N/A	826
1994-1995	368	370	738	49	54	N/A	841
1995-1996	332	311	643	73	61	N/A	777
1996-1997	326	297	623	72	64	N/A	759
1997-1998 <sup>1</sup>	292	351	643	83	54	N/A	780
1999-2000	304	470	774	120	58	N/A	952
2000-2001	282	467	749	103	71	N/A	923
2001-2002 <sup>1</sup>	249	455	704	120	80	N/A	904
2003-2004	228	504	732	112	137	100	1080
2004-2005	237	550	787	106	142	98	1133
2005-2006	293	485	778	154	130	88	1150
2006-2007	301	475	776	131	134	91	1132
2007-2008	287	483	770	129	125	106	1130
2008-2009	398	501	899	123	129	125	1276
2009-2010	424	493	917	105	135	126	1283
2010-2011	467	550	1017	110	160	142	1429

**footnotes:**

1. No information available for 1998-1999 or 2002-2003.
2. Prior to 2003-2004 dependent information was not tracked.



## **Boston College**

*OFFICE OF INTERNATIONAL STUDENTS AND SCHOLARS  
CAMPANELLA WAY, SUITE 249  
CHESTNUT HILL, MA 02467*

*PHONE: 617-552-8005 FAX: 617-552-2190  
[WWW.BC.EDU/OISS](http://WWW.BC.EDU/OISS)*