



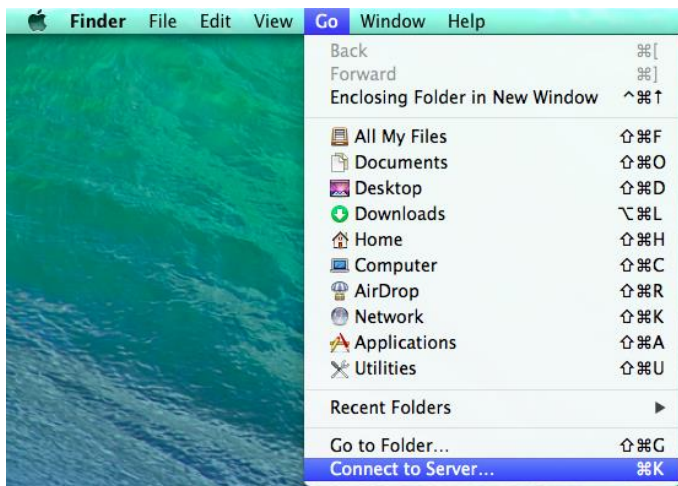
## Law Reviews Server Access: Mac OSX

Law Reviews students are granted access to the Law Reviews folder share on the BCLaw2 server. In order to have access to the Law Reviews folder, John Gordon needs to send an e-mail to [atrinbox@bc.edu](mailto:atrinbox@bc.edu) to verify membership. Members of the Administrative & Technology Resources (ATR) department will add vetted students to the authorization table for the Law Reviews folder.

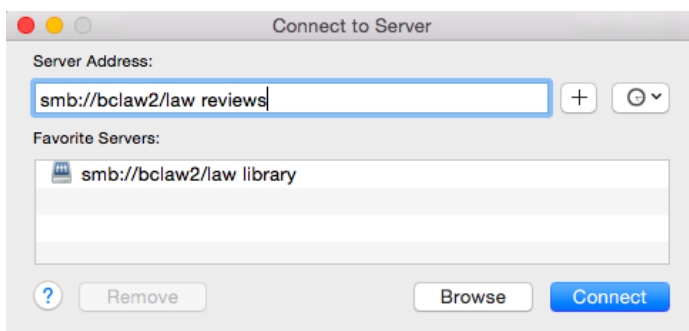
Please follow the instructions below to configure your laptop. If you encounter difficulties configuring your laptop, please visit the Law Library's Student Computer Help Center (LIB 205) Monday through Friday at the posted [times](#).

\*Accessing the BCLaw2 server off campus will require a VPN (Virtual Private Network) connection for authentication. Setting up a BC VPN connection on your personal computer can be located here: <https://www.bc.edu/content/bc/offices/help-secure/getstarted/network/vpn.html>

### OSX



From the Finder Menu select Go and then choose Connect to Server



In the window type: `smb://bclaw2/law reviews` and click connect.

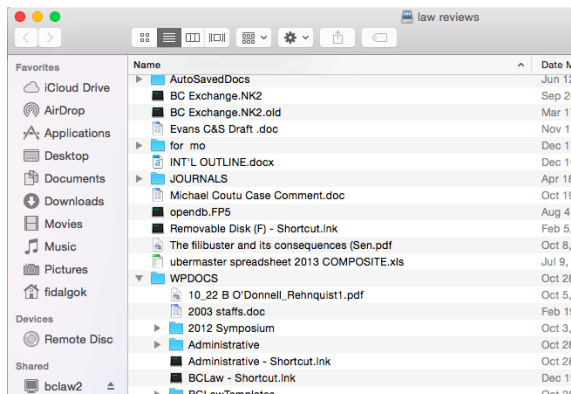


Replace default text in the username field with *BC\Your BC Username*. *\*must have BC\ in front of username\**

Enter *your BC Password*.

Make sure you **CHECK** the box that says **Remember my password**.

Click **OK**.



It may take a minute to load. If you can see the contents then you now have access to the server. You may want to drag the Law Reviews icon to your desktop to easily access the server in the future.

