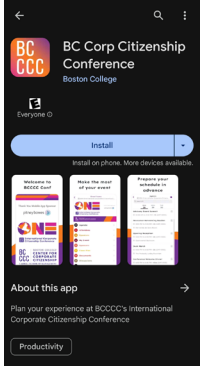


How to Log in to the 2024 International Corporate Citizenship Conference App for Android

1.

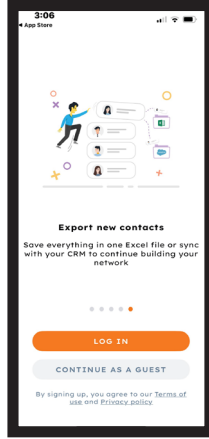


Enter the Google Play Store and search for “BCCCC”.

The BC Corp Citizenship Conference should appear.

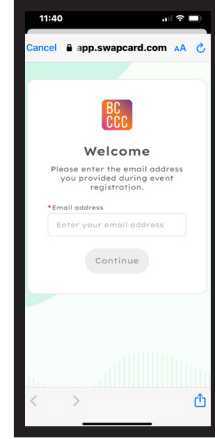
Install the app.

2.



Select “LOG IN”.

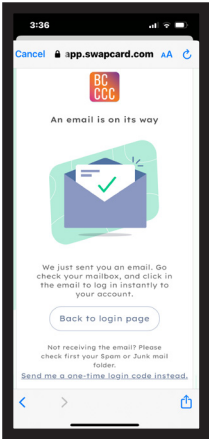
3.



A pop-up will appear asking you to provide your email address.

Enter the email that you used to register for the conference.

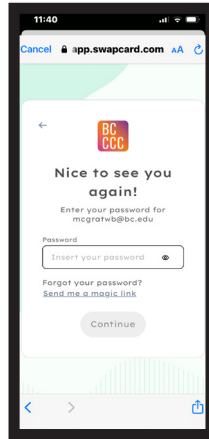
4.



The app will then send an email to you. In another tab, sign into your email.

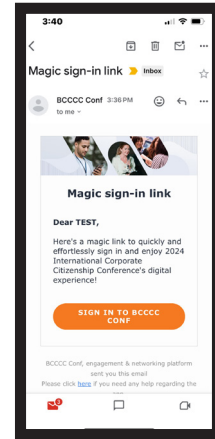
If you receive a “Nice to see you again” message, please refer to step 5. If not, please disregard step 5, and move on to step 6.

5.



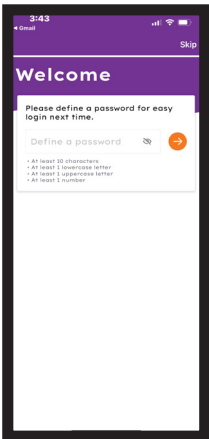
If you attended the conference last year or have a SwapCard account, you may receive a “Welcome Back” message. If you remember your password, you will be able to sign in right away. If not, click “send me a magic link” to create a new password.

6.



Find the email that the BCCCC Conf app sent, and select “SIGN IN TO BCCCC CONF”.

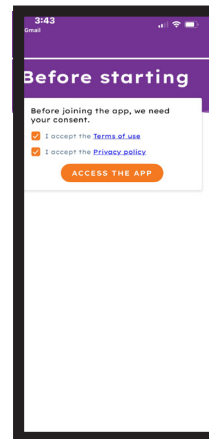
7.



The app will then ask you to create a password.

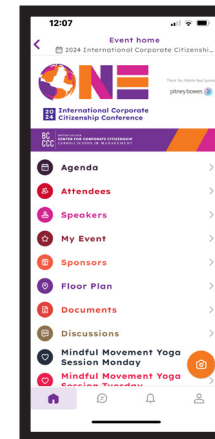
Create a password then select the orange arrow.

8.



The app will then ask you to accept the terms of use and privacy policy. Once these are checked, click “ACCESS THE APP”.

9.



You should now be able to view the Conference App. This may take a few moments to refresh.