

BOSTON COLLEGE

FALL 2020 ENROLLMENT & DEGREE HIGHLIGHTS

9,765

Undergraduate Students
in 5 Schools

14,890

Total Students Enrolled


13,659

Full-Time Equivalent

5,125

Graduate Students
in 8 Schools

Morrissey College of Arts and Sciences



Carroll School of Management



Lynch School of Education and Human Development



Connell School of Nursing



Woods College of Advancing Studies



Carroll School of Management **1,028**

Lynch School of Education and Human Development **871**

Morrissey College of Arts and Sciences **764**

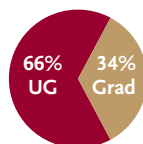
BC Law School **741**

BC School of Social Work **592**

Woods College of Advancing Studies **539**

Connell School of Nursing **307**

School of Theology and Ministry **283**



DEGREES AWARDED AUGUST 2019 - MAY 2020

2,326


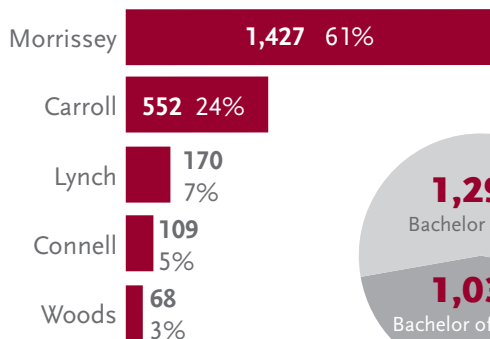
Total Undergraduate Degrees

4,171


Total Degrees Awarded

1,845

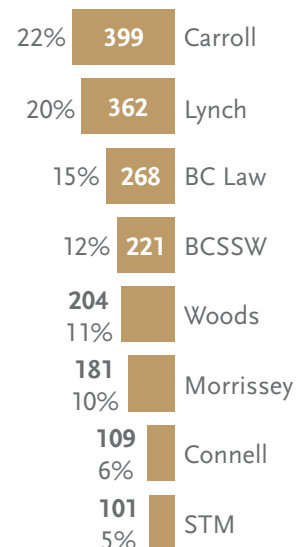
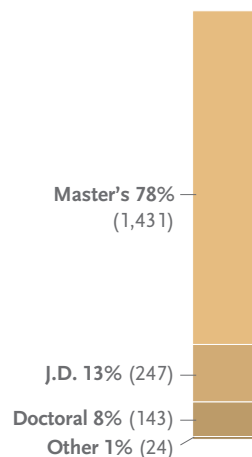
Total Graduate Degrees



Undergraduate Morrissey Degrees by Major Area



Graduate Degrees by Type



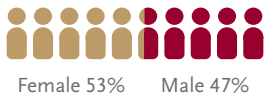
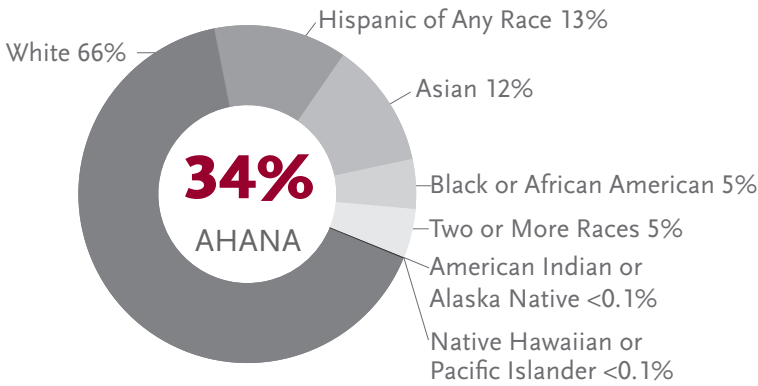
UNDERGRADUATE DAY STUDENTS

FALL 2020

9,445

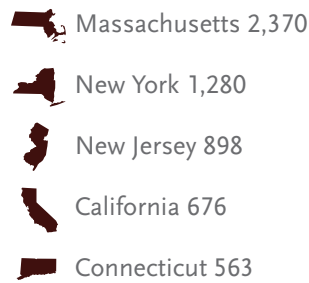
Total Undergraduate Day Students

US Race/Ethnicity

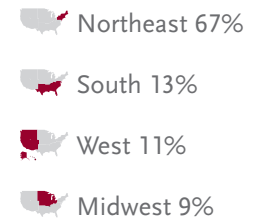


US States & Regions

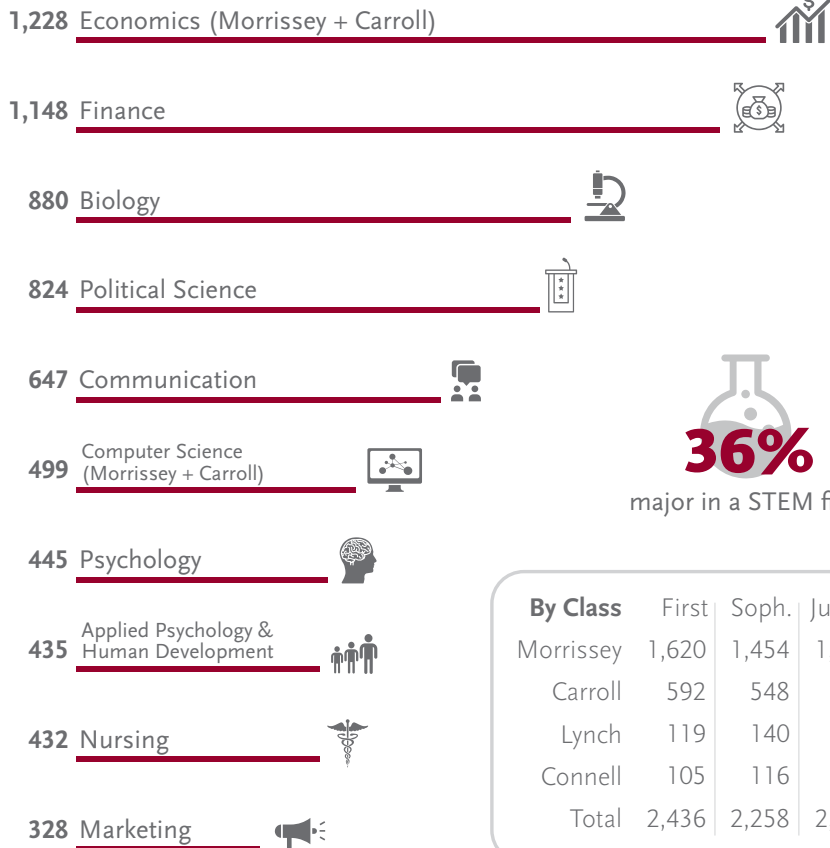
Top 5 Feeder States



By US Region



Top 10 Majors by Enrollment



36%

major in a STEM field

Top 10 Minors by Enrollment



By Class	First	Soph.	Junior	Senior
Morrissey	1,620	1,454	1,496	1,592
Carroll	592	548	554	577
Lynch	119	140	168	153
Connell	105	116	112	99
Total	2,436	2,258	2,330	2,421



796

studied abroad in 2019-2020