

# BOSTON COLLEGE


## ENROLLMENT & DEGREE HIGHLIGHTS

### ENROLLMENT FALL 2019

**9,758**

Undergraduate Students  
in 5 Schools

Morrissey College of Arts and Sciences



Carroll School of Management



Lynch School of Education and Human Development



Connell School of Nursing



Woods College of Advancing Studies



**14,559**

Total Students Enrolled

**13,496**

Full-Time Equivalent

**4,801**

Graduate Students  
in 8 Schools

Carroll School of Management **831**

Lynch School of Education and Human Development **814**

Morrissey College of Arts and Sciences **764**

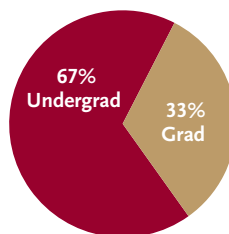
BC Law School **735**

School of Social Work **555**

Woods College of Advancing Studies **479**

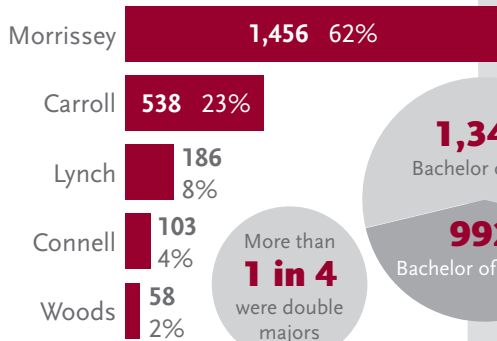
Connell School of Nursing **326**

School of Theology and Ministry **297**

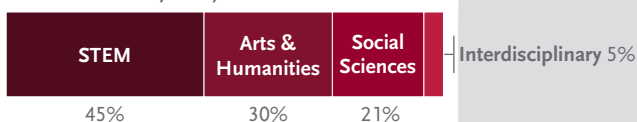


### DEGREES AWARDED AUGUST 2018 - MAY 2019

#### Undergraduate Degrees By School



#### Undergraduate Morrissey Degrees by Major Area



**4,109**

Total Degrees Awarded

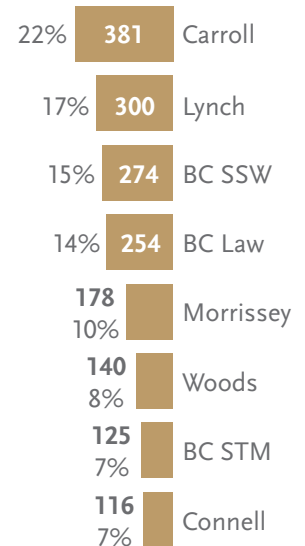
**38**

students completed an accelerated degree program (bachelor's + master's in 5 years)

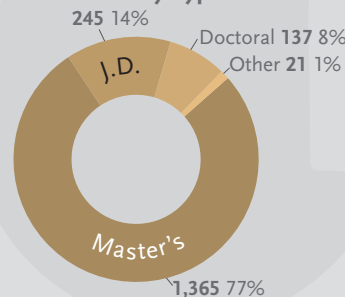
**61**

dual degrees awarded at the graduate level

#### Graduate Degrees By School



#### Graduate Degrees by Type



**2,341**

Total Undergraduate Degrees

**1,768**

Total Graduate Degrees

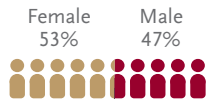
# UNDERGRADUATE DAY STUDENTS

FALL 2019 ENROLLMENT

## WHERE ARE THEY FROM?

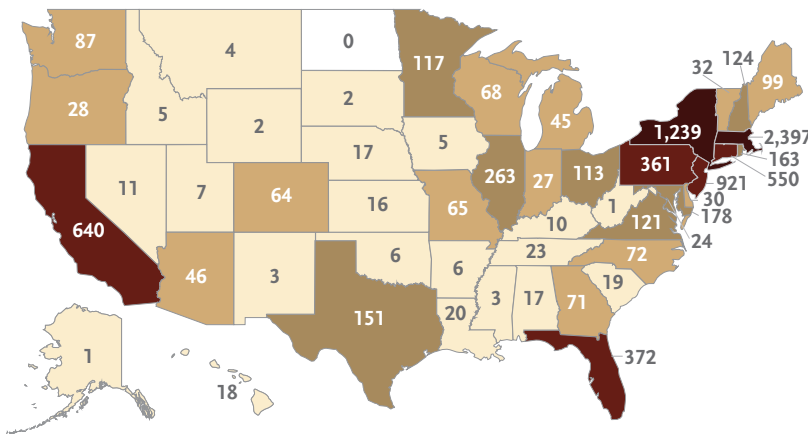
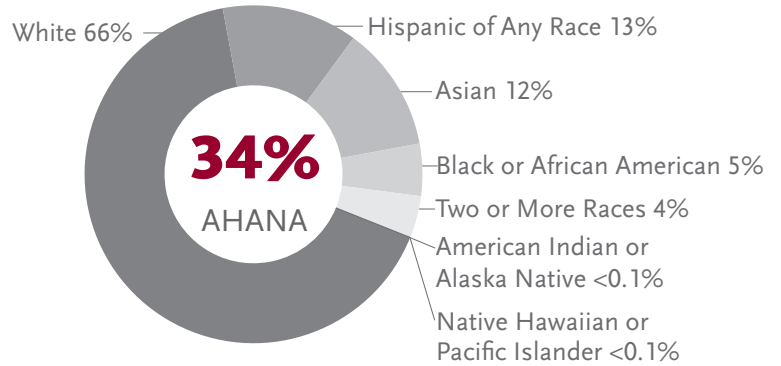
**9,370**

Total Undergraduate Day Students



International Students

## US Race/Ethnicity



### Top 5 Feeder States

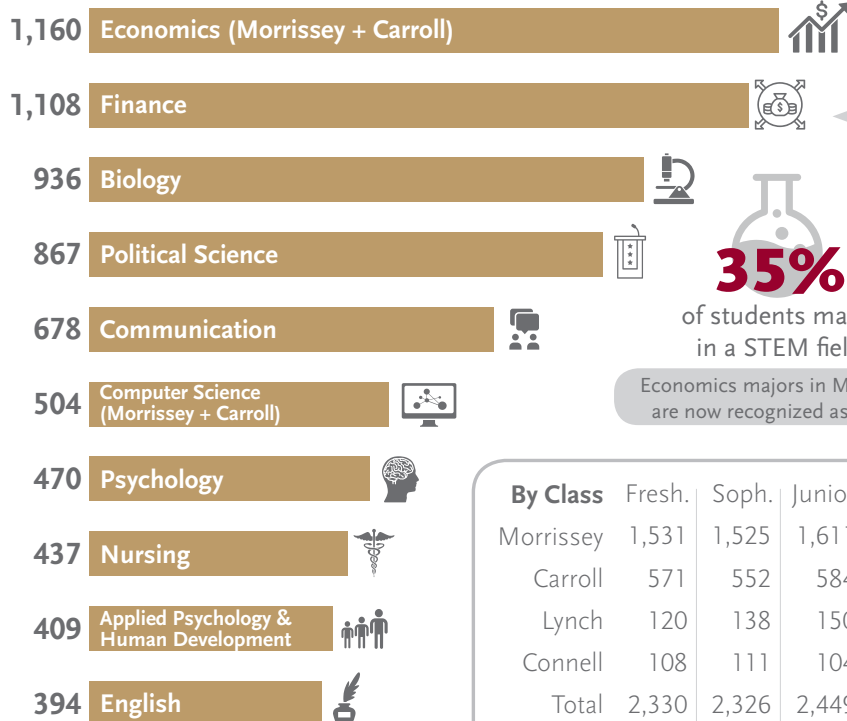
- Massachusetts 2,397
- New York 1,239
- New Jersey 921
- California 640
- Connecticut 550

### By US Region

- Northeast 68%
- South 13%
- West 11%
- Midwest 9%

## WHAT ARE THEY STUDYING?

### Top 10 Majors by Enrollment



**68%**  
of students are enrolled in at least one of these 10 majors

**831**  
students studied abroad in 2018-2019

**35%**  
of students major in a STEM field  
Economics majors in Morrissey are now recognized as STEM

By Class	Fresh.	Soph.	Junior	Senior
Morrissey	1,531	1,525	1,611	1,430
Carroll	571	552	584	550
Lynch	120	138	150	171
Connell	108	111	104	114
Total	2,330	2,326	2,449	2,265

### Top 10 Minors by Enrollment

