

BOSTON COLLEGE


ENROLLMENT & DEGREE HIGHLIGHTS

ENROLLMENT FALL 2017

9,781

Undergraduate Students
in 5 Schools

Morrissey College of Arts and Sciences



Carroll School of Management



Lynch School of Education



Connell School of Nursing



Woods College of Advancing Studies



14,419

Total Students Enrolled

13,520

Full-Time Equivalent

4,638

Graduate Students
in 8 Schools

Lynch School of Education **839**

Carroll School of Management **807**

Morrissey College of Arts and Sciences **779**

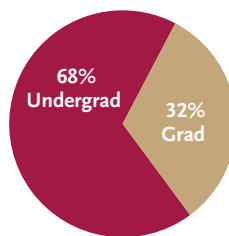
BC Law School **732**

School of Social Work **582**

Woods College of Advancing Studies **317**

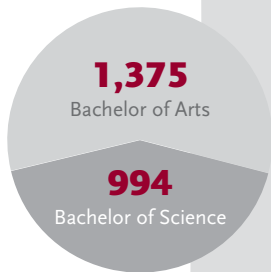
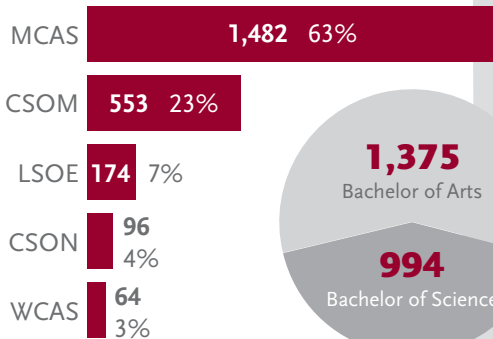
School of Theology and Ministry **315**

Connell School of Nursing **267**



DEGREES AWARDED AUGUST 2016 - MAY 2017

Undergraduate Degrees By School



Undergraduate MCAS Degrees by Major Area



4,123

Total Degrees Awarded

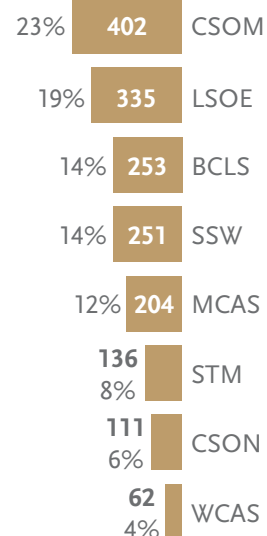
48

students completed
an accelerated degree
program (bachelor's +
master's in 5 years)

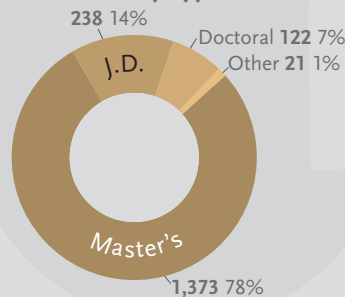
68

dual degrees
awarded at the
graduate level

Graduate Degrees By School



Graduate Degrees by Type



2,369

Total Undergraduate Degrees

1,754

Total Graduate Degrees

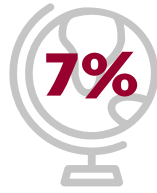
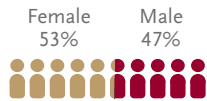
UNDERGRADUATE DAY STUDENTS

FALL 2017 ENROLLMENT

WHERE ARE THEY FROM?

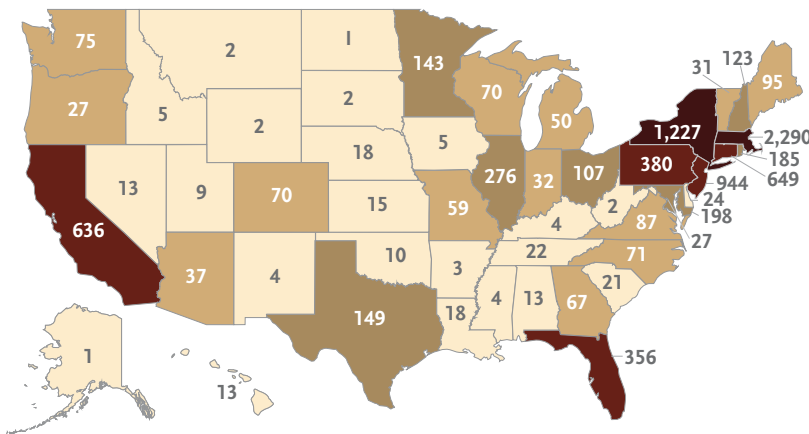
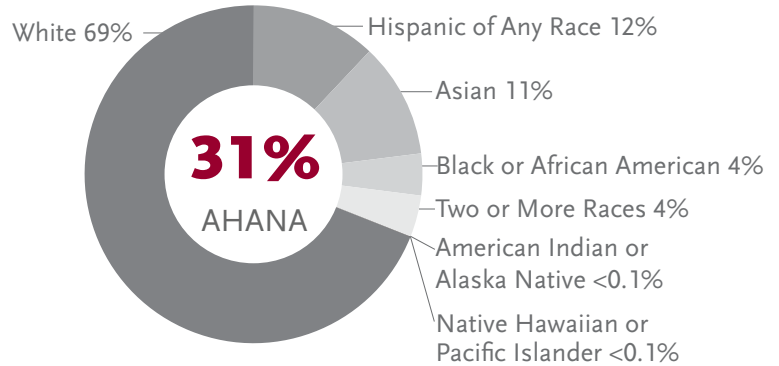
9,358

Total Undergraduate Day Students



International Students

US Race/Ethnicity



Top 5 Feeder States

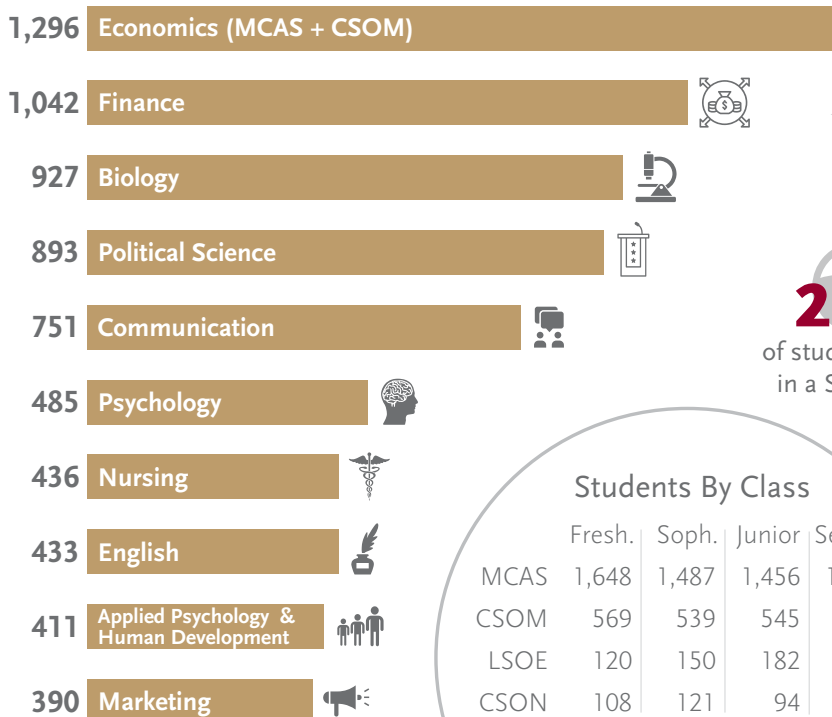
- Massachusetts 2,290
- New York 1,227
- New Jersey 944
- Connecticut 649
- California 636

By US Region

- Northeast 68%
- South 12%
- West 10%
- Midwest 9%

WHAT ARE THEY STUDYING?

Top 10 Majors by Enrollment



68%

of students are enrolled in at least one of these 10 majors



880

students studied abroad in 2016-2017

23%

of students major in a STEM field

Students By Class

	Fresh.	Soph.	Junior	Senior
MCAS	1,648	1,487	1,456	1,499
CSOM	569	539	545	579
LSOE	120	150	182	148
CSON	108	121	94	113

Nearly 1 in 4 are double majors

Top 10 Minors by Enrollment

