

# BOSTON COLLEGE


## ENROLLMENT & DEGREE HIGHLIGHTS

### ENROLLMENT FALL 2018

**9,783**

Undergraduate Students  
in 5 Schools

Morrissey College of Arts and Sciences



Carroll School of Management



Lynch School of Education



Connell School of Nursing



Woods College of Advancing Studies

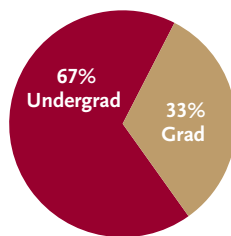


**14,513**

Total Students Enrolled

**13,526**

Full-Time Equivalent



**4,730**

Graduate Students  
in 8 Schools

Carroll School of Management **838**

Lynch School of Education **813**

Morrissey College of Arts and Sciences **774**

BC Law School **732**

School of Social Work **552**

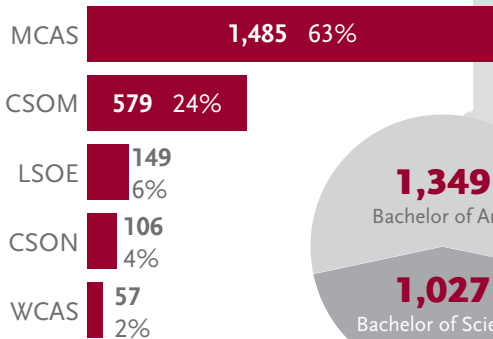
Woods College of Advancing Studies **402**

School of Theology and Ministry **323**

Connell School of Nursing **296**

### DEGREES AWARDED AUGUST 2017 - MAY 2018

#### Undergraduate Degrees By School



#### Undergraduate MCAS Degrees by Major Area



**4,192**

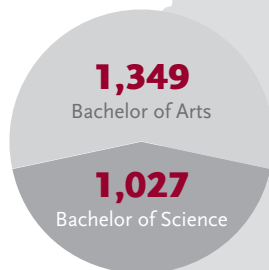
Total Degrees Awarded

**43**

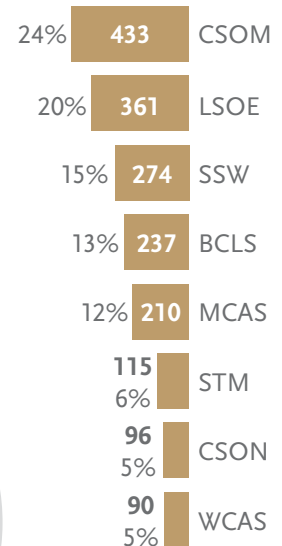
students completed  
an accelerated degree  
program (bachelor's +  
master's in 5 years)

**53**

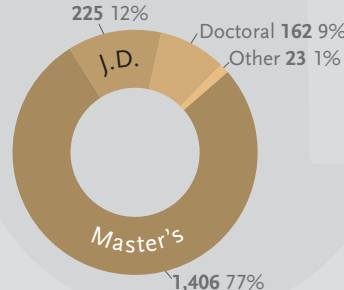
dual degrees  
awarded at the  
graduate level



#### Graduate Degrees By School



#### Graduate Degrees by Type



**2,376**

Total Undergraduate Degrees

**1,816**

Total Graduate Degrees

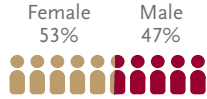
# UNDERGRADUATE DAY STUDENTS

FALL 2018 ENROLLMENT

## WHERE ARE THEY FROM?

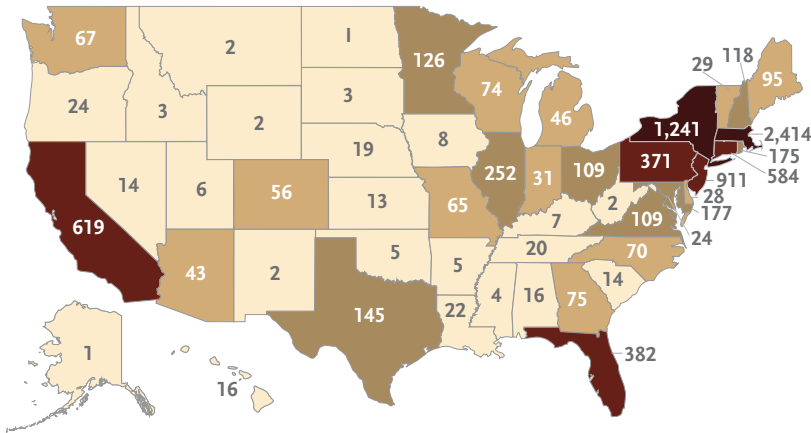
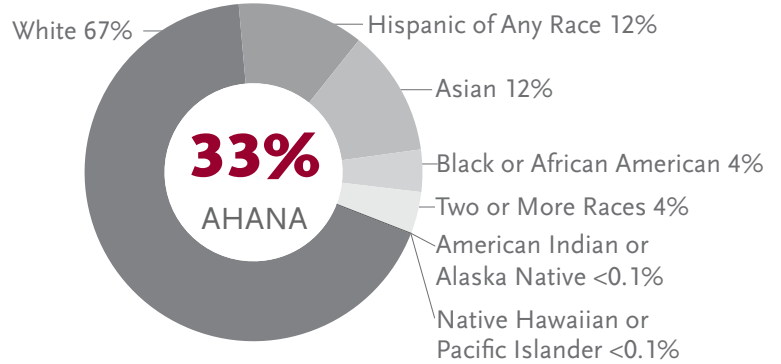
**9,377**

Total Undergraduate Day Students



International Students

## US Race/Ethnicity



### Top 5 Feeder States

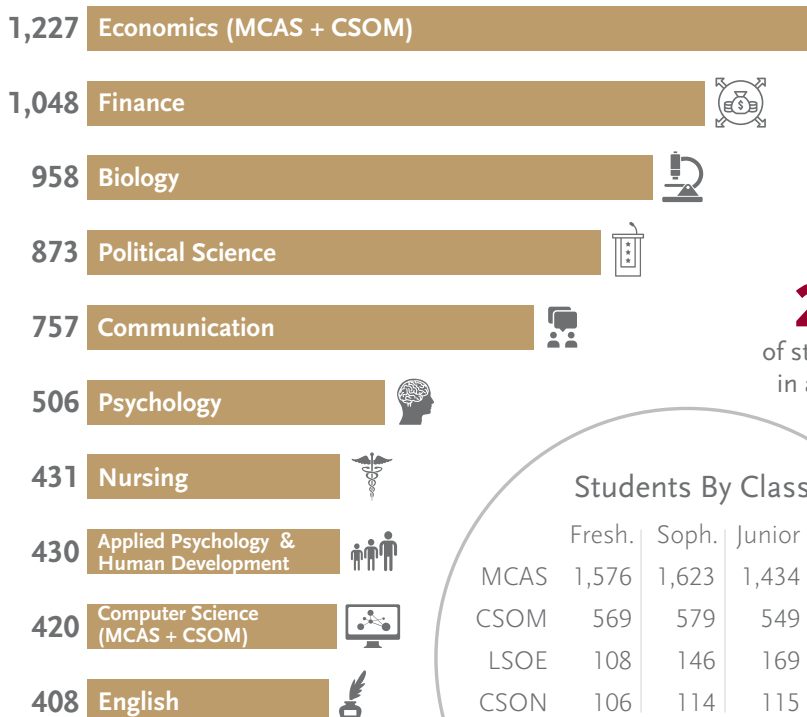
- Massachusetts 2,414
- New York 1,241
- New Jersey 911
- California 619
- Connecticut 584

### By US Region

- Northeast 69%
- South 13%
- West 10%
- Midwest 9%

## WHAT ARE THEY STUDYING?

### Top 10 Majors by Enrollment



**69%**

of students are enrolled in at least one of these 10 majors



**818**

students studied abroad in 2017-2018

**24%**

of students major in a STEM field

### Students By Class

|      | Fresh. | Soph. | Junior | Senior |
|------|--------|-------|--------|--------|
| MCAS | 1,576  | 1,623 | 1,434  | 1,458  |
| CSOM | 569    | 579   | 549    | 542    |
| LSOE | 108    | 146   | 169    | 193    |
| CSON | 106    | 114   | 115    | 96     |

Nearly **1 in 4** are double majors

### Top 10 Minors by Enrollment

