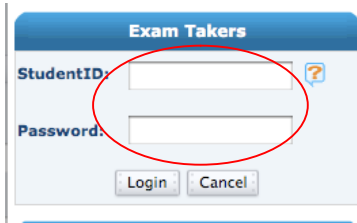




Installation of ExamSoft SofTest 8.5

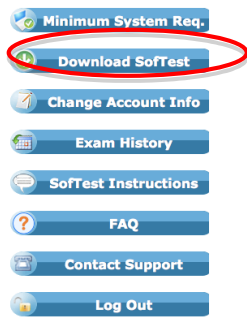
Note: this document will show the installation of ExamSoft 8.5 for the Fall 2009 – Spring 2010 Academic Year. Soft Test Expires EVERY year.

Make sure you have a **“Student” account** with ExamSoft or you will be unable to download SofTest (Contact Student Services for account creation or questions at x22527).



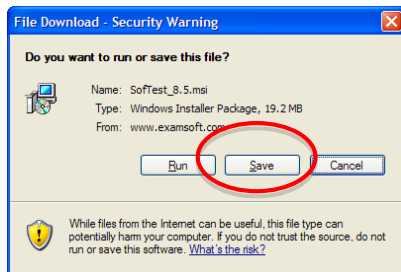
Go to <https://www.examsoft.com/bclaw>

Log into **“Exam Takers”** NOT **“Administrators”** with your Student Account.



Click on **“Download SofTest.”**

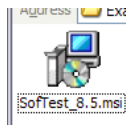
Then, click on **“Download and Install”.**

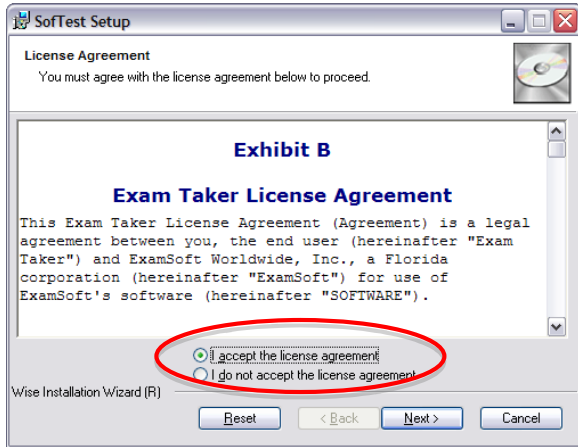


Click **“Save”.**

Run the installation file, **SofTest_8.5.msi**, you just downloaded.

When prompted, click **“Next”** to proceed.

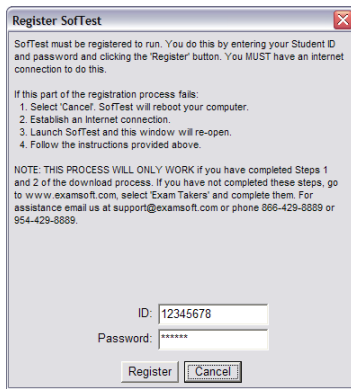




Select "I Accept".

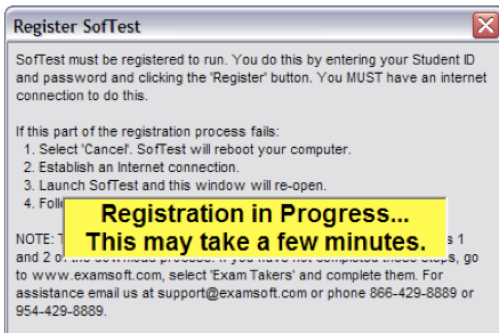
Click "Next".

When the installation is complete please click "Finish".



Enter in your student ID and password and click "Register".

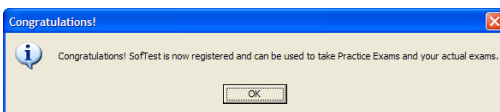
Note: Register SofTest to yourself, this has no effect on other students using it to take their exams. If it is not registered, SofTest will fail to launch.



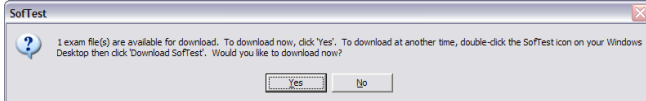
Wait for SofTest to register.



Click "Ok".



Click "Ok".



Click "No" to download practice exams.



Click "Launch SofTest".



Make sure the SofTest Expiration is correct!

Note to Macintosh Users:

Macintosh laptop owners will need to have Mac OS X (10.5.x Leopard) and BootCamp installed as well as Microsoft Windows XP Pro or Windows Vista Business/Ultimate/Enterprise. Additional information for Mac laptop owners will be made available closer to exam time when ATR will offer workshops and appointments for ExamSoft on Macs. You will need to bring in your grey setup CDs for Bootcamp activation.