


BOSTON COLLEGE

FACT BOOK

2006-2007

Containing data from
Fiscal Year 2005-2006,
Academic Year 2005-2006,
and Fall of Academic Year 2006-2007



Current and past issues of the Boston College Fact Book are available
on the Boston College web site at
<http://www.bc.edu/factbook>

FOREWORD

The Office of Institutional Research is pleased to present the **Boston College Fact Book, 2006-2007**, the 34th edition of this publication.

This book is intended as a single, readily accessible, consistent source of information about the Boston College community, its resources, and its operations. It is a summary of institutional data gathered from many areas of the University, compiled to capture the 2005-2006 Fiscal and Academic Year, and the fall semester of the 2006-2007 Academic Year. Where appropriate, multiple years of data are provided for historical perspective. While not all-encompassing, the Fact Book does provide pertinent facts and figures valuable to administrators, faculty, staff, and students alike.

Sincere appreciation is extended to all contributors who offered their time and expertise to maintain the greatest possible accuracy and standardization of the data. We are indebted to Institutional Research staff members Carol Pepin, Daniel Riehs, and Margaret Ryan for their assistance and input. A special thank you is also extended to graduate students Kate Eaton and Aideen Gleeson for their diligence and attention to detail.

A concerted effort is made to make this publication an increasingly more useful reference, at the same time enhancing your understanding of the scope and progress of the University. We welcome your comments and suggestions toward these goals.

This fact book, as well as those from previous years, is available in its entirety at <http://www.bc.edu/factbook>.

Christine Buscemi
Editor and Project Administrator
Office of Institutional Research, Planning & Assessment

Jessica Greene
Director, Institutional Research
Office of Institutional Research, Planning & Assessment

December 2006

THE MISSION OF BOSTON COLLEGE

Strengthened by more than a century and a quarter of dedication to academic excellence, Boston College commits itself to the highest standards of teaching and research in undergraduate, graduate, and professional programs and to the pursuit of a just society through its own accomplishments, the work of its faculty and staff, and the achievements of its graduates. It seeks both to advance its place among the nation's finest universities and to bring to the company of its distinguished peers and to contemporary society the richness of the Catholic intellectual ideal of a mutually illuminating relationship between religious faith and free intellectual inquiry.

Boston College draws inspiration for its academic and societal mission from its distinctive religious tradition. As a Catholic and Jesuit university, it is rooted in a world view that encounters God in all creation and through all human activity, especially in the search for truth in every discipline, in the desire to learn, and in the call to live justly together. In this spirit, the University regards the contribution of different religious traditions and value systems as essential to the fullness of its intellectual life and to the continuous development of its distinctive intellectual heritage.

Boston College pursues this distinctive mission by serving society in three ways:

- by fostering the rigorous intellectual development and the religious, ethical, and personal formation of its undergraduate, graduate, and professional students in order to prepare them for citizenship, service, and leadership in a global society;
- by producing nationally and internationally significant research that advances insight and understanding, thereby both enriching culture and addressing important societal needs; and
- by committing itself to advance the dialogue between religious belief and other formative elements of culture through the intellectual inquiry, teaching and learning, and the community life that form the University.

Boston College fulfills this mission with a deep concern for all members of its community, with a recognition of the important contribution a diverse student body, faculty, and staff can offer, with a firm commitment to academic freedom, and with a determination to exercise careful stewardship of its resources in pursuit of its academic goals.

TABLE OF CONTENTS

| | |
|--|----|
| Foreword..... | 2 |
| The Mission of Boston College..... | 2 |
| A Brief History of Boston College | 6 |
| A Boston College Chronology..... | 7 |
| Boston College Profile | 10 |
| ADMINISTRATION & FACULTY | |
| Board of Trustee Membership | 12 |
| Trustee Associate Membership | 13 |
| Board of Trustee Chairmen | 14 |
| The Jesuit Community at Boston College..... | 14 |
| Officers of the University..... | 15 |
| Academic Administration | 15 |
| Chart of Administration..... | 16 |
| Academic Vice President Units..... | 17 |
| Executive Vice President Units | 18 |
| University Administrators..... | 19 |
| Department Chairpersons | 20 |
| Professional, Administrative, and Support Staff Personnel by Gender | 21 |
| Restricted Funded Personnel by Gender and FTE | 21 |
| Faculty: | |
| by School and Rank | 22 |
| by School and Gender | 22 |
| by School and Tenure Status | 22 |
| by Highest Degree Earned and Gender..... | 23 |
| by Rank and Gender..... | 23 |
| Full-Time Equivalent by School..... | 24 |
| Full-Time Faculty, Teaching Fellows, and Teaching Assistants: | |
| by School and Department | 24 |
| Faculty Compensation: | |
| by Rank | 25 |
| by Rank, Average Compared to AAUP Category I | 25 |
| STUDENTS | |
| Freshman Enrollment by Year and Gender (Full-Time)..... | 28 |
| Freshman Admission Profile..... | 28 |
| Freshman Applications, Acceptances, and Enrollment (Full-Time)..... | 28 |
| Class of 2010 Applications, Acceptances, and Enrollment - Geographic Distribution..... | 29 |
| Top Cross Application Competitor Schools of Enrolling Freshmen | 30 |
| Undergraduate Transfer Students: | |
| Applications, Acceptances, and Enrollment (Full-Time) | 30 |
| by Type of Previous Institution and Gender | 30 |
| Enrollment: | |
| by School, Gender, and Full- and Part-Time..... | 31 |
| Student Credit Hours by School..... | 31 |
| by School, Gender, and Full- and Part-Time (Five Years)..... | 32 |
| AHANA and International Enrollment by Gender | 32 |
| Full-Time Equivalent by School..... | 33 |
| Resident and Non-Resident Enrollment | 34 |
| Undergraduates Studying Abroad | 34 |
| Summer Session Enrollment | 34 |

| | |
|---|----|
| Geographic Distribution of Undergraduate Students | 35 |
| Undergraduate Majors by School..... | 36 |
| Undergraduate Minors by School..... | 37 |
| Most Popular Undergraduate Majors..... | 38 |
| Disciplines with Largest Increases in Undergraduate Majors..... | 38 |
| Most Popular Undergraduate Minors | 38 |
| International Students and Scholars: | |
| by School..... | 39 |
| by Class or Program..... | 39 |
| by Gender and Program..... | 39 |
| by Country..... | 40 |
| Degrees Conferred: | |
| Undergraduate and Graduate by Degree and Gender | 41 |
| Undergraduate by Degree and Number of Majors | 42 |
| Undergraduate by Major..... | 43 |
| Undergraduate by School and Major | 44 |
| Graduate by School, Degree, Primary Field, and Gender | 45 |
| Undergraduate Financial Aid: | |
| Dollars Awarded..... | 46 |
| Average Need-Based Financial Aid..... | 46 |
| Undergraduate Student Graduation and Retention Rates | 47 |
| Competitive Fellowships and Awards..... | 47 |

ALUMNI & DEVELOPMENT

| | |
|--|----|
| Alumni Association National Board of Directors | 50 |
| Alumni Association Regional Chapters..... | 50 |
| Alumni Association Achievement Awards..... | 50 |
| Alumni Geographic Distribution..... | 51 |
| Living Alumni by Primary School and Class..... | 52 |
| Living Alumni by Gender and Class | 54 |
| Gifts to the University | 55 |
| Individual Donors by Giving Club | 55 |
| Alumni Donors by Primary School and Class..... | 56 |

PHYSICAL PLANT

| | |
|--|----|
| Buildings Related to Boston College Operations..... | 60 |
| Boston College Properties..... | 63 |
| Summary of Building Use | 64 |
| Facility Capacities | 64 |
| Classrooms..... | 64 |
| Offices..... | 65 |
| Dining Facilities | 66 |
| Residence Hall Statistics by Campus and Gender | 66 |
| Residence Hall Statistics by Buildings | 67 |

FINANCE

| | |
|--|----|
| Highlights of Financial Operations | 70 |
| Condensed Statement of Financial Position..... | 71 |
| Tuition and Fees | 72 |
| Undergraduate Tuition Restated in 1982-84 Dollars..... | 73 |

ACADEMIC RESOURCES & TECHNOLOGY

| | |
|---|----|
| Boston College Libraries | 76 |
| Boston College Library Holdings | 76 |
| Expenditures for Library Materials | 76 |
| Digital Library Services..... | 77 |
| John J. Burns Library of Rare Books and Special Collections | 78 |
| Language Laboratory | 78 |
| University Archives..... | 78 |
| Information Technology Services | 79 |
| Successful Email Deliveries | 79 |
| Successful Page Deliveries by <i>www.bc.edu</i> Web Server | 79 |
| Connors Family Learning Center | 80 |
| McMullen Museum of Art..... | 80 |

RESEARCH & SPONSORED PROJECTS

| | |
|--|----|
| Highlights of Sponsored Activities | 82 |
| Summary of Sponsored Project Awards..... | 82 |
| Sponsored Projects, Source and Application of Funding | 82 |
| Sponsored Projects by Department | 83 |
| Dollar Amount of Sponsored Project Awards Received | 84 |
| Sponsored Projects Activity | 85 |
| Number of Sponsored Project Proposals Submitted, by Department | 86 |
| Number of Sponsored Project Awards Received, by Department | 87 |
| Selected Sponsored Project Awards | 88 |
| University Research Institutes and Centers | 89 |

ATHLETICS

| | |
|--|----|
| Varsity Sports Records | 92 |
| Intercollegiate Sports Participation | 92 |
| Intramural Sports Participation | 93 |

GENERAL INFORMATION

| | |
|---------------------------------------|-----|
| Founder of Boston College | 96 |
| Presidents of Boston College | 96 |
| Honorary Degrees Awarded | 96 |
| Honorary Degrees Granted | 99 |
| Types of Degrees Conferred | 99 |
| Accrediting Agencies | 100 |
| Association Memberships..... | 100 |
| Academic Department Locations | 101 |
| Academic Calendars..... | 102 |
| Sources of Fact Book Information..... | 102 |
| Index | 103 |
| Campus Maps | 105 |

A BRIEF HISTORY OF BOSTON COLLEGE

Boston College was founded by the Society of Jesus in 1863, and is one of twenty-eight Jesuit colleges and universities in the United States. With three teachers and twenty-two students, the school opened its doors on September 5, 1864. At the outset and for more than seven decades of its first century, the College remained an exclusively liberal arts institution with emphasis on the Greek and Latin classics, English and modern languages, and with more attention to philosophy than to the physical or social sciences. Religion, of course, had its place in the classroom as well as in the nonacademic life of the college.

Originally located on Harrison Avenue in the South End of Boston, where it shared quarters with the Boston College High School, the College outgrew its urban setting toward the end of its first fifty years. A new location was selected in Chestnut Hill, then almost rural, and four parcels of land were acquired in 1907. A design competition for the development of the campus was won by the firm of Maginnis and Walsh, and ground was broken on June 19, 1909, for the construction of Gasson Hall. It is located on the site of the Lawrence farmhouse, in the center of the original tract of land purchased by Father Gasson, and is built largely of stone taken from the surrounding property.

Later purchases doubled the size of the property, with the addition of the upper campus in 1941, and the lower campus with the acquisition of the Lawrence Basin and adjoining land in 1949. In 1974, Boston College acquired Newton College of the Sacred Heart, a mile-and-a-half from the main campus. With fifteen buildings standing on forty acres, it is now the site of the Boston College Law School and residence halls housing 800 freshmen.

Though incorporated as a university since its beginning, it was not until its second half-century that Boston College began to fill out the dimensions of its charter. The Summer Session was inaugurated in 1924; the Graduate School of Arts and Sciences in 1925; the Law School, 1929; the Evening College, 1929; the Graduate School of Social Work, 1936; the College of Business Administration, 1938. The latter, along with its Graduate School established in 1957, is now known as The Wallace E. Carroll School of Management. The Schools of Nursing and Education were founded in 1947 and 1952, respectively and are now known as the William F. Connell School of Nursing and the Carolyn A. and Peter S. Lynch School of Education.

The Graduate School of Arts and Sciences began programs at the doctoral level in 1952. Now, courses leading to the doctorate are offered by twelve Arts and Sciences departments. The Schools of Education and Nursing, the Carroll Graduate School of Management, and the Graduate School of Social Work also offer doctoral programs.

In 1927, Boston College conferred one earned bachelor's degree and fifteen Master's degrees on women through the Extension Division, the precursor of the Graduate School of Arts and Sciences, the Evening College, and the Summer Session. By 1970, all undergraduate programs had become coeducational. Today, women students comprise more than half of the University's enrollment.

In 1996, the Evening College became the College of Advancing Studies, offering a Master's degree as well as the bachelor's degree; in 2002, the College was renamed the Woods College of Advancing Studies. In July 1996, the University's longest presidency, 24 years, came to an end when Father J. Donald Monan became chancellor and was succeeded in the presidency by Father William P. Leahy.

During the decade of the nineties, the University completed several major construction projects, including the expansion and renovation of Higgins Hall, the updating of residence halls on the upper campus and Newton campus, and the construction of a new office building for faculty and administration on lower campus. These projects provided on-campus housing for more than 80% of the college undergraduates.

In recent years, major advances have also occurred in student selectivity. Between 1996 and 2006, freshman applications increased from 16,501 to 26,584, and the average SAT scores of entering freshmen increased from 1,248 to 1,325. During this same period, the dollar amount of sponsored project awards received by the University more than doubled. Since 1996, the University's endowment has grown from \$590 million to approximately \$1.5 billion, the result of successful investment strategies and the Ever to Excel campaign which raised more than \$440 million in gifts from approximately 90,000 donors.

A milestone in the history of the University took place on June 29, 2004, when Boston College acquired 43 acres of land and five buildings in Brighton previously owned by the Archdiocese of Boston, making it possible for Boston College to expand its campus well into the future. In November 2004, St. Stephen's Priory in Dover, encompassing 78.5 acres of land, was purchased by Boston College from the Dominican Fathers Province of St. Joseph and now serves as a retreat and conference center for the University. In February 2006, the Board of Trustees approved the strategic plan resulting from the two-year assessment and planning process. This marked the conclusion of Phase I in the development of an even stronger Boston College for the 21st Century.

Source: University Historian and Public Affairs

A BOSTON COLLEGE CHRONOLOGY*

- 1857** Father John McElroy, S.J., purchased property in the South End of Boston for a new college.
- 1863** Gov. John A. Andrews signed the charter of Boston College, April 1. First meeting of the Boston College trustees was held on July 6.
- 1864** Boston College opened on September 5, with Father John Bapst, S.J., as president and Father Robert Fulton, S.J., as dean. Twenty-two students were admitted.
- 1877** First Commencement was held. Nine students received A.B. degrees, June 28.
- 1883** The Stylus, the College literary magazine, founded.
- 1907** Father Thomas Gasson, S.J., named president; purchased 31-acre Lawrence farm in Chestnut Hill for new campus.
- 1913** Gasson Hall completed. First graduation held at the Heights, June 18. Four classes enrolled in Gasson in September.
- 1918** Conscription and voluntary enlistment for World War I reduced the College enrollment to 125 in October, down from 671 two years earlier.
- 1919** Boston College won its first major football victory, 5-3, over favored Yale at New Haven. First issue of The Heights, student weekly, printed November 17.
- 1923** Baseball team beat Holy Cross 4-1 before 30,000 at Braves Field, June 18.
- 1924** Summer School started.
- 1925** Graduate School of Arts and Sciences started.
- 1928** Bapst Library opened, the fourth of the early Maginnis and Walsh buildings. Weston Observatory, the seismological station, founded.
- 1929** Law School opened at 11 Beacon Street. Boston Evening College started as "Boston College Intown" at 126 Newbury Street, Boston.
- 1935** Greek requirement for the A.B. degree dropped.
- 1936** Graduate School of Social Work opened at Newbury Street.
- 1938** School of Management opened at Newbury Street as the "College of Business Administration."
- 1940** Cotton Bowl vs. Clemson (3-6) first bowl game.
- 1941** Cardinal O'Connell purchased the Liggett estate, the upper campus, and gave it to the College.
- 1946** To accommodate post-war enrollment, army surplus barracks became dormitories on the site of present Campion Hall; a larger office/classroom building was erected on the site of McGuinn, and a recreation building on the site of Cushing Hall.
- 1947** Construction begun on the first permanent building since the completion of Bapst in 1928, to house the College of Business Administration (occupied in September 1948). The School of Nursing opened at 126 Newbury Street.
- 1949** College acquired small reservoir (lower campus) Hockey team won national title at Colorado Springs.
- 1951** Lyons Hall was completed in July.
- 1952** The School of Education opened in September in Gasson Hall. Doctoral programs were begun in Economics, Education, and History, the beginning of increased emphasis on graduate education.
- 1954** Law School moved to St. Thomas More Hall on the Chestnut Hill campus.
- 1955** Claver, Loyola, and Xavier Halls opened, first campus residences constructed by BC. The School of Education moved into Campion Hall.
- 1957** Graduate School of Management founded. Alumni Stadium dedicated September 21.
- 1958** Latin no longer required for the A. B. degree. The College of Arts and Sciences Honors Program and the Scholar of the College Program were begun. The original gymnasium, Roberts Center, and the first hockey rink, McHugh Forum, were opened.
- 1959** The Board of Regents, advisory to the trustees and administration, was established.
- 1960** The Nursing School occupied its campus building, Cushing Hall. Three more student residences, named for the early bishops of Boston, Cheverus, Fenwick, and Fitzpatrick, were completed.
- 1961** McElroy Commons opened.
- 1963** The Boston College Centennial Convocation was addressed by President John F. Kennedy on April 20. The Self-Study of the College of Arts and Sciences led to a new core curriculum, a reduction in the course load, election of department chairmen, the establishment of Educational Policy committees, and sabbaticals.
- 1964** Carney Hall opened. Welch, Williams, and Roncalli residences were occupied.
- 1966** Higgins Hall was dedicated in November.
- 1968** The Board of Regents joined the Jesuit trustees to form the Board of Directors, October 8. The Black Talent Program was started, precursor to AHANA Student Programs.

- 1970** Women admitted for degrees in all undergraduate colleges. The modular residences were placed on the lower campus. PULSE, an academic/social action program, was started. The Campus School for multi-handicapped children was begun.
- 1971** The office of president of Boston College and rector of the Boston College Jesuit community were separated on January 1. Installation of Omicron Chapter, Phi Beta Kappa took place on April 6.
- 1972** Father J. Donald Monan, S.J., succeeded Father W. Seavey Joyce, S.J., as president, September 5. The trustees voted to eliminate the Board of Directors and to expand the Board of Trustees to include laymen, November 19. The newly structured Board of Trustees, with 35 members (13 Jesuits), elected Cornelius Owens '36 chairman. The Women's Center was established.
- 1973** The Long-Range Fiscal Planning Committee presented to the Trustees a plan for balanced budgets for the succeeding five years.
- 1974** Newton College of the Sacred Heart became part of Boston College (announced March 11).
- 1975** The Law School moved to the Newton Campus. Edmond's Hall was occupied in September.
- 1976** The New Heights Advancement Campaign to raise \$21 million was begun in April. Over the next five years, more than \$25 million was raised.
- 1979** One thousand friends of Speaker of the House Thomas P. O'Neill, '36, gathered in Washington to establish the O'Neill Chair in American Politics, December 9. The Graduate School of Social Work established a doctoral degree program. The Recreation Complex was named for Athletic Director William J. Flynn.
- 1980** The Jesuit community endowed the Thomas I. Gasson, S.J., Chair for distinguished Jesuit scholars.
- 1982** Walsh Hall residence dedicated to former president Michael P. Walsh, S.J., October 7.
- 1984** O'Neill Library dedicated to Speaker Thomas P. O'Neill, October 14. Doug Flutie awarded Heisman Trophy.
- 1985** The E. Paul Robsham, Jr. Theater Arts Center was dedicated on October 25.
- 1986** Dedication of renovated Bapst Library, dedication of Burns Library, April 22. Goals for Nineties (planning document) published. Alumni Association moved to Alumni House on the Newton Campus. St. Patrick's Day dinner took place in Washington honoring Speaker Thomas P. O'Neill. Speakers included President Ronald Reagan, former President Gerald Ford, and Bob Hope. Two million dollars were raised for BC scholarships. Five-year \$125 million Campaign for Boston College started. The dismantling of McHugh Forum was begun to make way for Conte Forum.
- 1987** The Graduate School of Management's doctoral program in finance was approved by the Trustees. The Jesuit Institute, funded by a \$1.5 million gift from the Jesuit community, with a matching University commitment, was established to support exploration into the religious and ethical questions that emerge through the intersection of faith and culture.
- 1988** The first students enrolled in the new Nursing Ph.D. program. The Music Program became a department of the College of Arts and Sciences. Vouté Hall and its companion student residence were occupied. The Museum of Art was opened in Devlin Hall.
- 1989** Congressman Silvio O. Conte, '49, was present for the dedication of Conte Forum. The School of Management became the Carroll School of Management in honor of Wallace E. Carroll, '28. Sister Thea Bowman was awarded an honorary degree and AHANA House was named for her in October. Roberts Center was razed to make room for the Merkert Chemistry Center.
- 1991** Wing added to Campion Hall, with major renovation of the original building.
- 1992** The Eugene F. Merkert Chemistry Center dedicated. The Campaign for Boston College completed, exceeding the \$125 million goal by over \$11 million.
- 1993** Renovated Devlin Hall welcomed occupants: the Department of Geology and Geophysics, the Department of Fine Arts, the Art Museum, and the Admission Office. The football team beat Notre Dame at South Bend, 41-39, when Notre Dame was ranked No. 1 in the country. Renovation of Fulton Hall was begun. The Theater Department was established.
- 1994** Graduate programs in Nursing and Education separated from the Graduate School of Arts & Sciences. Father Monan established a University Academic Planning Council to map university strategies. A garage for 900 cars was completed behind St. Mary's Hall. The stadium seating capacity was enlarged from 32,000 to 44,500.
- 1995** On October 6, 1995, the trustees elected Father William P. Leahy, S.J., to succeed Father J. Donald Monan, S.J., as president. Fulton Hall reopened, enlarged and transformed exteriorly to match the Gothic style of the early buildings.
- 1996** The Law School's new library was completed and opened on the Newton campus in January. *U.S. News & World Report* ranked Boston College 16th among the nation's teaching universities and 37th in the national university category. The student residence at 70 St. Thomas More Road was named Thomas A. and Margaret A. Vanderslice Hall; the nearby residence building at number 80 was named Gabelli Hall; and the Art Museum became the Charles S. and Isabella V. McMullen Museum of Art. On July 31, Father Monan's 24-year presidency ended, and on October 18, Father

- William P. Leahy, S.J., was inaugurated as the 25th president of Boston College.
- 1997** In a rating of graduate schools, *U.S. News & World Report* placed Boston College Law School 22nd in its field, while the Graduate School of Social Work was ranked 14th, the School of Nursing 27th, and the School of Education 28th. In March, Father Leahy was homilist at the annual St. Patrick's Day Mass at the Cathedral of the Holy Cross.
- 1998** The formal opening of the Irish Institute and the Irish Studies Program was held at Connolly House. Work began on a three-year project to renovate and expand Higgins Hall, which houses the Biology and Physics departments. *U.S. News & World Report* rated the BC schools of law, education, and nursing among the top 25 in their fields. BC undergraduates won more than 20 prestigious national fellowships, including a dozen Fulbrights and a coveted Marshall Scholarship.
- 1999** BC's School of Education was named the Carolyn A. and Peter S. Lynch School of Education in recognition of the couple's gift of more than \$10 million. For the fifth consecutive year, BC was ranked among the top 40 national universities by *U.S. News & World Report*. The McMullen Museum of Art's exhibition *Saints and Sinners: Caravaggio and the Baroque Image* attracted more than 65,000 visitors to the campus. BC announced a \$400 million "Ever to Excel" capital campaign.
- 2000** The annual *U.S. News & World Report* survey ranked Boston College 38th among the nation's 228 national universities. BC, Notre Dame, and Georgetown were the only Catholic universities in the top 40. Geoffrey and Rene Boisi committed \$5 million to establish the Center for Religion and American Public Life, directed by social scientist Alan Wolfe. BC appointed Sheila Blair and Jonathan Bloom to share the Norma Jean Calderwood Chair in Islamic and Asian Art.
- 2001** The BC School of Nursing was renamed the William F. Connell School of Nursing in honor of longtime trustee, William F. Connell, '59. A \$2 million grant from the Lilly Endowment supports a BC program to encourage students to integrate faith and career. BC established a permanent Dublin home, on St. Stephens Green, as a resource for the University's Irish Studies Program.
- 2002** Boston College received a record number of undergraduate applications for the 2002-2003 academic year, with more than 21,000 applicants for the approximately 2,200 available seats. In the April issue of *U.S. News & World Report*, the Carroll Graduate School was moved up two places to rank as 39th in the nation. The former Evening College was renamed the Woods College of Advancing Studies in honor of longtime dean, Rev. James A. Woods, S.J. President William P. Leahy, S.J., announced that Boston College will develop a "special academic focus" to examine issues confronting the Catholic Church. The initiative, called "The Church in the 21st Century," was officially launched in September 2002.
- 2003** The Boston College "Church in the 21st Century" initiative attracted national attention with its conferences and seminars. BC's "Ever to Excel" fundraising drive surpassed its original \$400 million goal by generating more than \$440 million in gifts and pledges. BC announced it would withdraw from the Big East and accept an invitation to join the Atlantic Coast Conference.
- 2004** In June 2004, Boston College completed its acquisition of 43 acres of land and five buildings in the nearby Brighton area from the Archdiocese of Boston for \$99.4 million. BC also purchased St. Stephen's Priory in Dover from the Dominican Friars, to be used as a retreat and conference center. President William P. Leahy, S.J., took the Church in the 21st Century program to Los Angeles, Phoenix, Dallas, Atlanta, Naples, and Chicago, to provide alumni an opportunity to discuss issues confronting the Catholic Church.
- 2005** In 2005, fourteen Fulbright fellowships were awarded to students and recent graduates of Boston College. BC's Church in the 21st Century initiative was transformed into a permanent Center, with its own director. The Yawkey Athletics Center, a 72,000-square-foot addition to Alumni Stadium, opened in the spring of 2005. BC accepted 130 students from Loyola and Tulane universities until their schools in New Orleans recovered from the effects of Hurricane Katrina.
- 2006** A partnership between Boston College, the Archdiocese of Boston, and St. Columbkille Parish will allow the parish school to continue offering a pre-kindergarten through 8th grade Catholic education for children in the Allston-Brighton community. This is the first such collaboration between a Catholic university and a parochial school in the United States. The Carroll School of Management has established the Winston Center for Leadership and Ethics. This center will bring executives and scholars to the campus for meetings and lectures focusing on issues of ethical leadership. Boston College has launched a minor concentration in Jewish Studies in the College of Arts and Sciences, drawing upon faculty members from nine different departments. During 2006, Boston College has set new records for the number of research grants and dollars won by faculty and staff, with a total of 358 awards, amounting to a total of \$44.4 million.

* References to presidents and Board of Trustee chairmen are minimized in this chronology, since they are listed elsewhere in this Fact Book.
Source: University Historian and Public Affairs

BOSTON COLLEGE PROFILE

| | |
|--|------------------|
| Undergraduate Admission (Class of 2010) | |
| Applicants | 26,584 |
| Enrollees | |
| Men | 1,074 |
| Women | 1,210 |
| Total Freshman Class | 2,284 |
| Enrollment (Full- and Part-Time; Fall 2006) | |
| Undergraduate | 9,020 |
| Advancing Studies (undergraduate) | 729 |
| Graduate & Professional | 4,632 |
| Total Enrollment | 14,381 |
| Degrees Conferred (Academic Year 2005-06) | |
| Undergraduate | 2,130 |
| Advancing Studies (undergraduate) | 99 |
| Graduate & Professional | 1,748 |
| Total Degrees Conferred | 3,977 |
| Alumni (Fall 2006) | 146,102 |
| Faculty (Academic Year 2005-06) | |
| Full-Time Faculty | 723 |
| Part-Time Faculty (FTE) | 188 |
| Teaching Fellows | 174 |
| Teaching Assistants | 310 |
| Professional, Administrative, and Support Staff (Fall 2006) | |
| Total Professional, Administrative Staff | 1,263 |
| Total Secretarial, Clerical, Technical | 608 |
| Total Facilities Services, Plant Services | 562 |
| Libraries – (Total Holdings) – Volumes (2006) | 2,398,157 |
| Physical Plant (Spring 2006) | |
| Acres | |
| Chestnut Hill Campus | 117.7 |
| Newton Campus | 40.3 |
| Brighton Campus | 43.6 |
| Other | 178.8 |
| Total Acres | 380.4 |
| Buildings | |
| Administrative/Academic | 53 |
| Student Residence | 29 |
| Other | 47 |
| Total Buildings | 129 |
| Finance (Fiscal Year 2005-06) | |
| Total Operating Revenues and Other Support | \$631 MILLION |
| Total Expenditures | \$631 MILLION |

ADMINISTRATION & FACULTY

BOARD OF TRUSTEE MEMBERSHIP 2006-2007

Gregory P. Barber, '69

Former Chairman
Gregory P. Barber & Associates, Inc.

Peter W. Bell, '86

Venture Partner
Highland Capital Partners

Patrick Carney, '70

Chairman and Chief Executive Officer
Claremont Companies

Charles I. Clough, Jr., '64

Chairman and Chief Executive Officer
Clough Capital Partners

Kathleen A. Corbet, '82

President
Standard and Poor's

***Robert F. Cotter, '73**

Former President and Chief Operating Officer
Starwood Hotels and Resorts Worldwide, Inc.

Robert M. Devlin

Chairman
Curragh Capital Partners

Francis A. Doyle, '70, M.B.A. '75

President and Chief Executive Officer
Connell Limited Partnership

Cynthia Lee Egan, '78

Executive Vice President
FRM Corp.

John F. Fish

President and Chief Executive Officer
Suffolk Construction Company

Keith A. Francis, '76

Senior Intelligence Analyst
Department of Justice

Mario J. Gabelli

Chairman and Chief Investment Officer
GAMCO Investors, Inc.

***William J. Geary, '80**

Partner
North Bridge Venture Partners

Susan McManama Gianinno, '70

Chairman and CEO
Publicis USA

Mary J. Steele Guilfoile, '76

Chairman
MG Advisors, Inc.

Kathleen Powers Haley, '76

Manager
Snows Hill Management

***Paul F. Harman, S.J., '61, M.A. '62**

Rector of the Jesuit Community
Boston College

Daniel J. Harrington, S.J., '64, M.A. '65

Professor of New Testament
Weston Jesuit School of Theology

Robert K. Kraft

Chairman and Chief Executive Officer
The Kraft Group

John L. LaMattina, '71

President, Global Research & Development
Pfizer Incorporated

Robert B. Lawton, S.J.

President
Loyola Marymount University

***William P. Leahy, S.J.**

President
Boston College

Peter S. Lynch, '65, LL.D. '95 (Hon.)

Vice Chairman
Fidelity Management and Research Company

Peter K. Markell, '77

Vice President of Finance
Partners HealthCare System, Inc.

Kathleen M. McGillicuddy, '71 (Newton College)

Former Executive Vice President
FleetBoston Financial

***Robert J. Morrissey, Esq., '60**

Partner
Morrissey, Hawkins & Lynch

***R. Michael Murray, Jr., '61, M.A. '65**

Member, McKinsey Advisory Committee
McKinsey & Company, Inc.

Thomas P. O'Neill III, '68

Chief Executive Officer
O'Neill and Associates

Brian G. Paulson, S.J.

President
St. Ignatius College Prep

Scott R. Pilarz, S.J.

President
University of Scranton

Sally Engelhard Pingree

Director and Vice Chairman
Engelhard Hanovia, Inc.

Paula D. Polito, '81

Senior Vice President
Global Private Client
Merrill Lynch

R. Robert Popeo, Esq., J.D. '61

Chairman and President
Mintz, Levin, Cohn, Ferris, Glovsky & Popeo, P.C.

Richard F. Powers III, '67

Advisory Director (Ret.)
Morgan Stanley

Pierre-Richard Prosper, '85

Former U.S. Ambassador-at-Large for War Crimes
U.S. Department of State

Thomas F. Ryan, Jr., '63

Retired, Private Investor

***Rev. Nicholas A. Sannella, '67**

Pastor
Immaculate Conception Parish

Bradley M. Schaeffer, S.J., M.Ed. '73

Rector of the Weston Jesuit School of Theology

Susan Martinelli Shea, '76

Special Education Teacher
Tredyffrin/Easttown Middle School

***Marianne D. Short, Esq., '73**

(Newton College), J.D. '76
Managing Partner
Dorsey & Whitney LLP

***Patrick T. Stokes, '64**

President and Chief Executive Officer
Anheuser-Busch Companies, Inc.

Richard F. Syron, '66, L.D. '89 (Hon.)

Chairman and Chief Executive Officer
Freddie Mac

***Benaree P. Wiley**

President and Chief Executive Officer (Emeritus)
The Partnership, Inc.

Blenda J. Wilson

President and Chief Executive Officer
Nellie Mae Education Foundation

Robert L. Winston, '60

Senior Vice President (Ret.)
American Funds Distributor

Note: Only Boston College degrees listed
* Executive Committee Member
Source: President's Office

TRUSTEE ASSOCIATE MEMBERSHIP 2006-2007

Mary Jane Vouté Arrigoni
Greenwich, CT

Geoffrey T. Boisi, '69
Chairman and Senior Partner
Roundtable Investment Partners LLC

Wayne A. Budd, Esq., '63
Senior Counsel
Goodwin Procter LLP

Denis H. Carroll, '64
Chairman and Chief Executive Officer
Holden Industries, Inc.

Darcel D. Clark, '83
Supreme Court Justice
State of New York

James F. Cleary, '50, D.B.A. '93 (Hon.)
Advisory Director
UBS

Christopher S. Collins, S.J.
Weston Jesuit School of Theology

John M. Connors, Jr., '63
Chairman
Hill, Holliday, Connors, Cosmopolos,
Inc.

Joseph E. Corcoran, '59
Chairman
Corcoran Jennison Companies

John F. Cunningham, '64
Chairman and Chief Executive Officer
Cunningham and Company

Brian E. Daley, S.J.
Professor, Department of Theology
University of Notre Dame

Andrew N. Downing, S.J.
Weston Jesuit School of Theology

Emilia M. Fanjul
Boston College Parent

John F. Farrell, Jr.
Chairman
Automatic Service Company

Yen-Tsai Feng
Roy E. Larsen Librarian (Ret.)
Harvard College

Charles D. Ferris, Esq., '54, J.D. '61, LL.D. '78 (Hon.)
Senior Partner
Mintz, Levin, Cohn, Ferris, Glovsky &
Pope, P.C.

Thomas J. Flanagan, '42
Chairman, President and
Chief Executive Officer
The Flanagan Group-Technology
Consulting

Thomas J. Flatley
President
The Flatley Company

Thomas J. Galligan, Jr., '41, D.B.A. '75 (Hon.)
Chairman and Chief Executive Officer
(Ret.)
Boston Edison Company

John L. Harrington, '57, M.B.A. '66
President and Trustee
Yawkey Foundation

John J. Higgins, S.J., '59, M.A. '60, S.T.L. '67
Executive Assistant to the Provincial
New England Province

Richard T. Horan, '53
President
Hughes Oil Company

George W. Hunt, S.J.
Director, Archbishop Hughes Institute
Fordham University

Richard A. Jalkut, '66
President and Chief Executive Officer
TelePacific Communications

Anne P. Jones, Esq., '58, J.D. '61
Consultant

Michael D. Jones, Esq., '72, J.D. '76
Senior Executive Vice President and
Chief Administrative Officer
National Association of Securities
Dealers, Inc.

Edmund F. Kelly
Chairman, President and
Chief Executive Officer
Liberty Mutual Group

Judith B. Krauss, '68
Professor of Nursing & Health Policy
Silliman College
Yale University

**Catherine T. McNamee, C.S.J.,
M.Ed. '55, M.A. '58**

Robert A. Mitchell, S.J.
Superior
America House

John A. McNeice, Jr., '54, D.B.A. '97 (Hon.)
Chairman and Chief Executive Officer
(Ret.)
The Colonial Group, Inc.

Giles E. Mosher, Jr., '55
Vice Chairman (Emeritus)
Bank of America

Robert J. Murray, '62
Chairman and Chief Executive Officer
(Ret.)
New England Business Service, Inc.

Therese E. Myers, '66 (Newton College)
Chief Executive Officer
Bouquet Multimedia, LLC

**Edward M. O'Flaherty, S.J., '59,
Th.M. '66**
Director, Office of Ecumenical and
Interreligious Affairs
Archdiocese of Boston

Thomas D. O'Malley

John J. Powers, '73
Managing Director
Goldman Sachs & Company

Nicholas S. Rashford, S.J.
Professor
St. Joseph's University

Thomas J. Rattigan, '60

Randall P. Seidl, '85
Vice President and General Manager
Sun Microsystems, Inc.

John J. Shea, S.J., M.Ed. '70
Director
Jesuit East Asia Assistancy Theological
Encounter

Sylvia Q. Simmons, M.Ed. '62, Ph.D. '90
President (Ret.)
American Student Assistance
Corporation

Robert L. Sullivan, '50, M.A. '52
International Practice Director (Ret.)
Peat, Marwick, Mitchell & Company

TRUSTEE ASSOCIATE MEMBERSHIP 2006-2007 (Continued)

Salvatore J. Trani
Executive Managing Director
BGC Partners, L.P.

Thomas A. Vanderslice, '53
Private Investor

Jeffrey P. von Arx, S.J.
President
Fairfield University

Vincent A. Wasik
President
MCG Global, LLC

Note: Only Boston College degrees listed
Source: President's Office

BOARD OF TRUSTEE CHAIRMEN

| | |
|--------------------------------|-----------|
| Cornelius W. Owens | 1972-1975 |
| Thomas J. Galligan, Jr. | 1975-1978 |
| James P. O'Neill | 1978-1981 |
| William F. Connell | 1981-1984 |
| David S. Nelson | 1984-1987 |
| Thomas A. Vanderslice | 1987-1990 |
| John M. Connors, Jr. | 1990-1993 |
| Geoffrey T. Boisi | 1993-1996 |
| Richard F. Syron | 1996-1999 |
| Charles I. Clough, Jr. | 1999-2002 |
| John M. Connors, Jr. | 2002-2005 |
| Patrick T. Stokes | 2005- |

THE JESUIT COMMUNITY AT BOSTON COLLEGE

With 113 members, the Jesuit Community at Boston College is one of the largest communities in the Society of Jesus. Fifty-four Jesuits serve in the University as members of the administration, faculty, or staff, working either full-time or part-time. A number of Jesuits in the community also offer Ignatian retreats and spiritual direction to faculty, staff, and students. There are 27 Jesuits from more than 20 different countries around the world who are studying for graduate degrees at the University or who are here as visiting scholars.

The main community residence is St. Mary's Hall, but there are also five smaller communities around the perimeter of the campus. Eight Jesuits live in the student residence halls and the four Jesuits who staff St. Ignatius Parish are also part of the Boston College Jesuit Community. For further details, including a list of courses taught by Jesuits at Boston College, see the Jesuit Community Web page at <http://fmwww.bc.edu/SJ/>.

Source: Rector, Jesuit Community

**OFFICERS OF THE UNIVERSITY
2006-2007**
President

William P. Leahy, S.J.

Chancellor

J. Donald Monan, S.J.

Provost and Dean of Faculties

Cutberto Garza

Executive Vice President

Patrick J. Keating

**Vice President for University
Mission and Ministry**

Joseph A. Appleyard, S.J.

Vice President

Mary Lou DeLong

**Vice President for Facilities
Management**

Thomas Devine

Secretary of the University

Joseph P. Duffy, S.J.

Vice President for University Advancement

James J. Husson

**Vice President for Governmental &
Community Affairs**

Thomas J. Keady

Senior Vice President

James P. McIntyre

**Financial Vice President
and Treasurer**

Peter C. McKenzie

**Vice President for Information
Technology Services**

Marian G. Moore

**Vice President and Special Assistant
to the President**

William B. Neenan, S.J.

Vice President for Student Affairs

Cheryl L. Presley

Vice President for Human Resources

Leo V. Sullivan

Source: Department of Human Resources

**ACADEMIC ADMINISTRATION
2006-2007**
**Office of the Provost and Dean of
Faculties**

Cutberto Garza, Provost
and Dean of Faculties

Patricia DeLeeuw, Vice Provost for
Faculties

Kevin Bedell, Vice Provost for
Research

J. Joseph Burns, Associate Academic
Vice President for Undergraduate
Programs

Rita R. Owens, Associate Academic
Vice President

Enrollment Management

Robert S. Lay, Dean

**The Woods College of Advancing
Studies**

James A. Woods, S.J., Dean

The College of Arts and Sciences

Joseph F. Quinn, Dean

Mary Daniel O'Keefe, O.P., Associate
Dean

Clare M. Dunsford, Associate Dean

William H. Petri, Associate Dean

Akua Sarr, Associate Dean

Barbara A. Viechnicki, Associate Dean
for Finance and Administration

**The Graduate School of Arts &
Sciences**

Michael A. Smyer, Dean

Candace Hetzner, Associate Dean for
Academic Affairs

Robert V. Howe, Associate Dean for
Admission & Administration

The Lynch School of Education

Joseph M. O'Keefe, S.J., Dean

M. Brinton Lykes, Associate Dean

John E. Cawthorne, Associate Dean of
Undergraduate Student Services

Mary Ellen Fulton, Associate Dean for
Finance, Research and
Administration

Arline Riordan, Associate Dean of
Graduate Student Services

The Law School

John H. Garvey, Dean

Lawrence A. Cunningham, Associate
Dean for Academic Affairs

Filippa M. Anzalone, Associate Dean
for Library and Computing Services

Norah Wylie, Associate Dean for
Students

Henry E. Clay, Associate Dean for
Finance and Administration

Marianne E. Lord, Associate Dean for
Institutional Advancement

The Carroll School of Management

Andrew C. Boynton, Dean

Jeffrey Ringuest, Associate Dean
(Graduate)

Richard E. Keeley, Associate Dean
(Undergraduate)

Eugene F. McMahon, Associate Dean
for Administration

The Connell School of Nursing

Barbara Hazard, Dean

Patricia Tabloski, Associate Dean
(Graduate)

Catherine E. Read, Associate Dean
(Undergraduate)

Catherine M. Toran, Assistant Dean
for Finance & Administration

The Graduate School of Social Work

Alberto Godenzi, Dean

Thomas Walsh, Associate Dean &
MSW Program Director

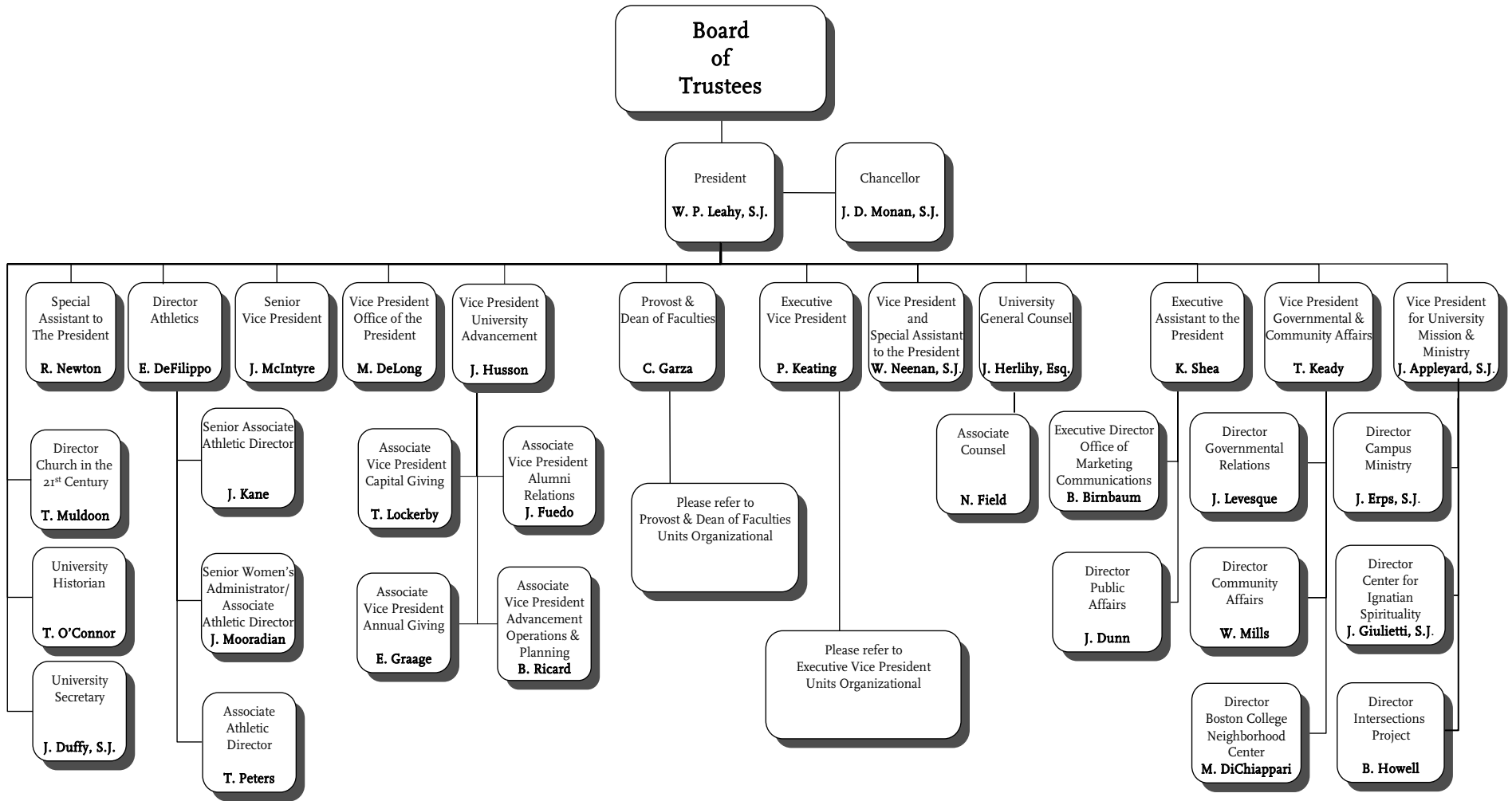
The Summer Session

James A. Woods, S.J., Dean

University Libraries

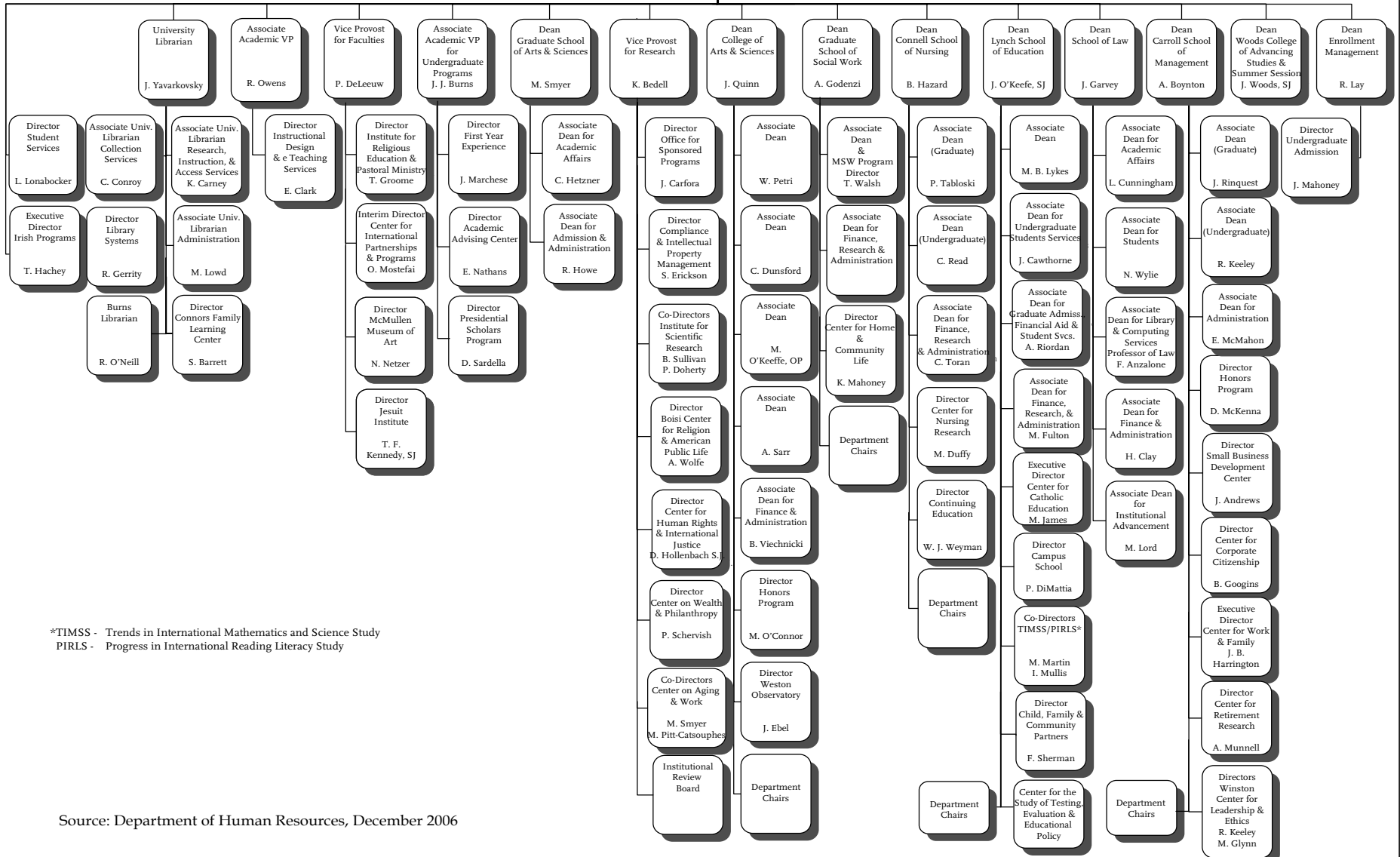
Jerome Yavarkovsky, University
Librarian

Source: Department of Human Resources



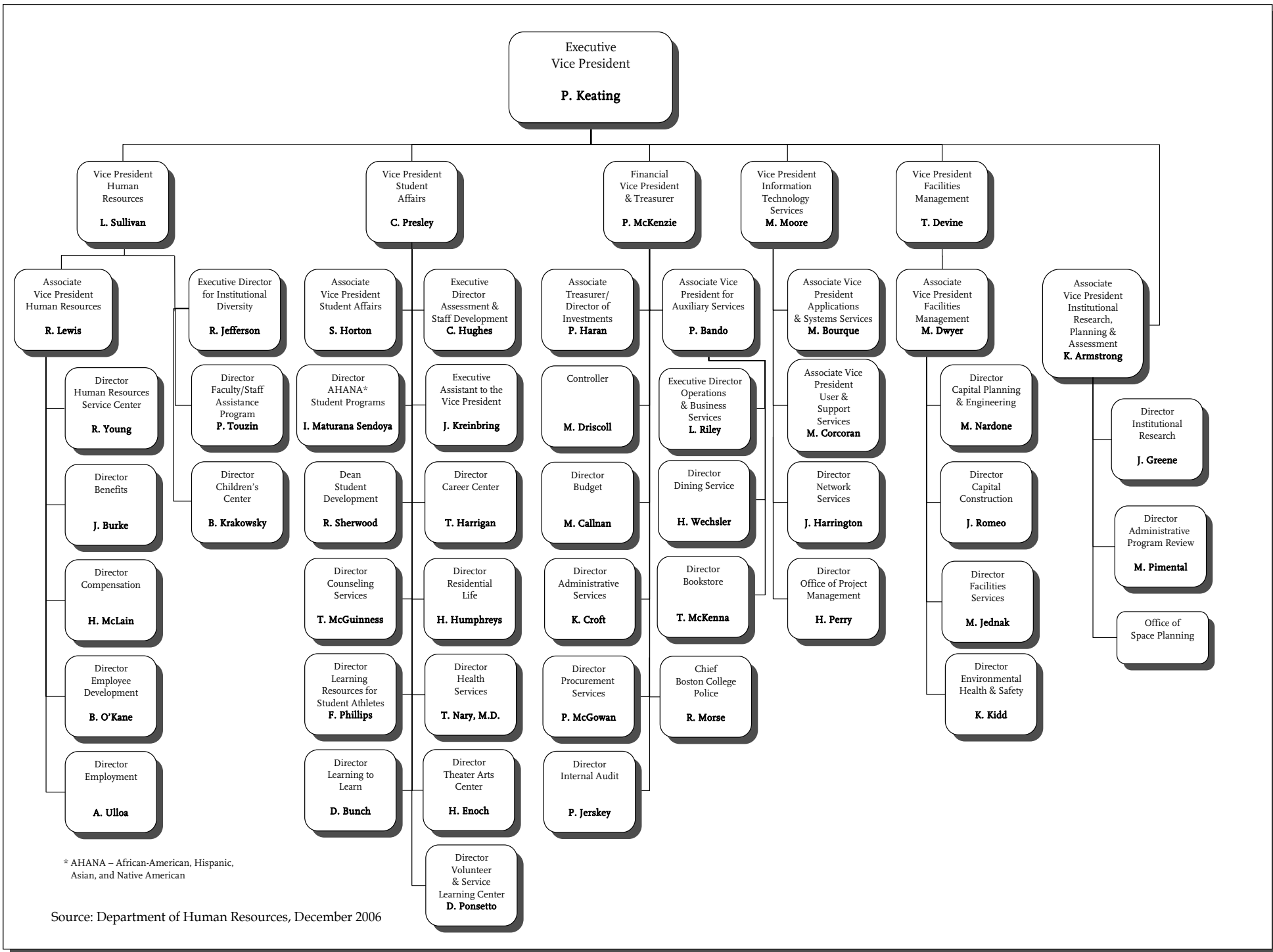
Source: Department of Human Resources, December 2006

**Provost
& Dean of
Faculties
C. Garza**



*TIMSS - Trends in International Mathematics and Science Study
PIRLS - Progress in International Reading Literacy Study

Source: Department of Human Resources, December 2006



* AHANA – African-American, Hispanic, Asian, and Native American

Source: Department of Human Resources, December 2006

UNIVERSITY ADMINISTRATORS 2006-2007

Undergraduate Admission

John L. Mahoney, Jr., Director

Center on Aging & Work

Michael A. Smyer, Co-Director
Martha Pitt-Catsoupes, Co-Director

AHANA Student Programs

Ines M. Maturana Sendoya, Director

Alumni Association

John Feudo, Associate Vice President,
Alumni Relations

Athletics

Eugene B. DeFilippo, Jr., Director

Internal Audit

Pamela A. Jerskey, Director

Auxiliary Services

Patricia Bando, Associate Vice President

Boisi Center for Religion and American Public Life

Alan Wolfe, Director

Bookstore

Thomas McKenna, Director

Budget

Michael T. Callnan, Director

Campus Ministry

James D. Erps, S.J., Director

Campus School

Philip A. DiMattia, Director

Capital Construction

John S. Romeo, Director

Capital Planning & Engineering

Mary S. Nardone, Director

Career Center

Theresa A. Harrigan, Director

Church in the 21st Century

Timothy P. Muldoon, Director

Community Affairs

William R. Mills, Director

Compliance and Intellectual Property Management

Stephen Erickson, Director

Connors Family Learning Center

Suzanne M. Barrett, Director

Continuing Education, Connell School of Nursing

W. Jean Weyman, Director

Controller

Michael J. Driscoll

Center for Corporate Citizenship

Bradley K. Googins, Director

University Counseling Services

Thomas P. McGuinness, Director

Development - Annual Giving

Eric C. Graage, Associate Vice President

Development - Capital Giving

Thomas P. Lockerby, Associate Vice President

Development-Advancement

Operations & Planning

Brenda S. Ricard, Associate Vice President

Dining Service

Helen S. Wechsler, Director

Environmental Health and Safety

Keith D. Kidd, Director

Financial Vice President & Treasurer

Kathy Croft, Director, Administrative Services

First Year Experience

Joseph P. Marchese, Director

University General Counsel

Joseph Herlihy, Esq.
Nora E. Field, Associate Counsel, Esq.

Health Services

Thomas I. Nary, M.D., Director

University Historian

Thomas H. O'Connor

Honors Program, College of Arts & Sciences

Mark F. O'Connor, Director

Honors Program, Carroll School of Management

David R. McKenna, Director

Human Resources

Robert J. Lewis, Associate Vice President

Human Resources - Benefits

John R. Burke, Director

Human Resources - Children's Center

Barbara A. Krakowsky, Director

Human Resources - Compensation

Halley McLain, Director

Human Resources - Employee Development

Bernard R. O'Kane, Director

Human Resources - Office for Institutional Diversity

Richard P. Jefferson, Executive Director

Human Resources - Employment

Anita E. Ulloa, Director

Human Resources - Faculty/Staff Assistance Program

Patricia A. Touzin, Director

Human Resources Service Center

Richard M. Young, Director

Center for Human Rights & International Justice

David Hollenbach, S.J., Director

Center for Ignatian Spirituality

Julio Giulietti, S.J., Director

Information Technology - Applications & Systems Services

Michael Bourque, Associate Vice President

Information Technology - User & Support Services

Mary C. Corcoran, Associate Vice President

Information Technology - Network Services

Joseph E. Harrington, Director

Information Technology - Project Management

Henry A. Perry, Director

Institutional Research, Planning & Assessment

Kelli Armstrong, Associate Vice President
Jessica Greene, Director, Institutional Research

Intersections Project

Burton Howell, Director

Irish Programs

Thomas E. Hachey, Executive Director

Jesuit Institute

T. Frank Kennedy, S.J., Director

Learning to Learn

Dan Bunch, Director

Learning Resources for Student Athletes

Ferna L. Phillips, Director

Office of Marketing Communications

Ben Birnbaum, Executive Director and Special Assistant to the President

McMullen Museum of Art

Nancy D. Netzer, Director

Boston College Neighborhood Center

Maria S. DiChiappari, Director

Center for Nursing Research

Mary E. Duffy, Director

Boston College Police

Robert A. Morse, Chief

UNIVERSITY ADMINISTRATORS 2006-2007 (Continued)

Presidential Scholars Program

Dennis J. Sardella, Director

Public Affairs

John B. Dunn, Director

Procurement Services

Richard J. Geppner, Director

Institute for Religious Education and Pastoral Ministry

Thomas Groome, Director

Residential Life

Henry J. Humphreys, Director

Center for Retirement Research

Alicia H. Munnell, Director

Institute for Scientific Research

Brian F. Sullivan, Co-Director

Patricia H. Doherty, Co-Director

Small Business Development Center

Joseph P. Andrews, Director

Office for Sponsored Programs

John M. Carfora, Director

Student Affairs

Sheilah S. Horton, Associate Vice President
James Kreinbring, Executive Assistant to the Vice President

Student Development

Robert A. Sherwood, Dean

Student Services

Louise M. Lonabocker, Director

Theater Arts Center

Howard Enoch, Director

Associate Treasurer

Paul P. Haran, Associate Treasurer and Director of Investments

Volunteer & Service Learning Center

Daniel P. Ponsetto, Director

Center on Wealth & Philanthropy

Paul G. Schervish, Director

Weston Observatory

John E. Ebel, Director

Winston Center for Leadership & Ethics

Richard Keely, Program Director

Mary Ann Glynn, Research Director

Center for Work and Family

J. Bradley Harrington, Executive Director

Source: Department of Human Resources

DEPARTMENT CHAIRPERSONS 2006-2007

Arts & Sciences

Biology Thomas Chiles

Chemistry Amir H. Hoveyda

Classical Studies..... Charles F. Ahern

CommunicationDale Herbeck

Computer Science.....Robert Muller

Economics Marvin C. Kraus

English..... Mary Crane

Fine Arts..... John Michalczyk

Geology &
Geophysics..... Alan L. Kafka

German Studies.....Michael Resler

HistoryMarilynn Johnson

MathematicsGerard E. Keough

Music T. Frank Kennedy

PhilosophyPatrick Byrne

Physics..... Kevin Bedell

Political Science..... Susan Shell

Psychology James Russell

Romance Languages
& Literatures..... Dwayne E. Carpenter

Slavic & Eastern
Languages Maxim Shrayer

Sociology Juliet Schor

Theatre..... John H. Houchin

Theology.....Kenneth Himes

Carroll School of Management

Accounting.....Billy Soo

Business Law Christine N. O'Brien

Finance Hassan Tehranian

Information Systems.....James Gips

Marketing.....Gerald Smith

Operations & Strategic
Management Samuel B. Graves

Organization StudiesStephen Borgatti

Connell School of Nursing

Adult Health..... Robin Wood

Community
Health..... Katherine Frame

Maternal &
Child HealthSandra Mott

Psychiatric/Mental
Health..... Anne Norris

Lynch School of Education

Counseling, Developmental
& Educational
Psychology..... Elizabeth Sparks

Educational Administration
& Higher EducationIrwin Blumer

Educational Research,
Measurement
& Evaluation.....Larry H. Ludlow

Teacher Education/Special
Education, Curriculum &
Instruction..... Audrey Friedman

Source: Office of the Provost and Dean of Faculties

Note: Data for 2006-2007 CSOM departments have been adjusted from incorrect listing of Operations, Information, & Strategic

Management to correct listings of Information Systems and Operations & Strategic Management on March 7, 2007.

PROFESSIONAL, ADMINISTRATIVE, AND SUPPORT STAFF PERSONNEL By Gender, Fall 2006

| | Full-Time Positions | | | | | Part-Time Positions | | | | | Total | Total |
|---|---------------------|--------------|------------|--------------|-----------------|---------------------|------------|-----------|------------|---------------|--------------|-----------------|
| | Men | Women | Open | Total | FTE | Men | Women | Open | Total | FTE | Positions | FTE |
| Professional Administrative | | | | | | | | | | | | |
| Dean of Faculties* | 123 | 226 | 19 | 368 | 368.00 | 18 | 18 | 4 | 40 | 20.95 | 408 | 388.95 |
| Student Affairs | 39 | 58 | 6 | 103 | 103.00 | 13 | 15 | 3 | 31 | 8.76 | 134 | 111.76 |
| Athletics | 70 | 33 | 4 | 107 | 107.00 | 13 | 7 | 1 | 21 | 5.27 | 128 | 112.27 |
| Information Technology | 109 | 43 | 16 | 168 | 168.00 | 1 | 3 | - | 4 | 2.40 | 172 | 170.40 |
| Financial Vice President** | 64 | 49 | 6 | 119 | 119.00 | - | 2 | - | 2 | 1.14 | 121 | 120.14 |
| University Relations | 24 | 72 | 16 | 112 | 112.00 | 1 | 2 | - | 3 | 1.70 | 115 | 113.70 |
| Campus Facilities | 45 | 8 | 6 | 59 | 59.00 | 1 | - | - | 1 | 0.54 | 60 | 59.54 |
| President*** | 45 | 22 | 1 | 68 | 68.00 | 4 | 3 | - | 7 | 3.94 | 75 | 71.94 |
| Human Resources | 9 | 28 | 2 | 39 | 39.00 | 1 | 1 | - | 2 | 0.63 | 41 | 39.63 |
| Executive Vice President**** | - | 7 | 2 | 9 | 9.00 | - | - | - | - | - | 9 | 9.00 |
| Total | 528 | 546 | 78 | 1,152 | 1,152.00 | 52 | 51 | 8 | 111 | 45.33 | 1263 | 1,197.33 |
| Secretarial, Clerical, Technical | | | | | | | | | | | | |
| Secretarial/Clerical | 52 | 322 | 35 | 409 | 409.00 | 6 | 63 | 8 | 77 | 41.38 | 486 | 450.38 |
| Library Assistants | 22 | 38 | 1 | 61 | 61.00 | 2 | 9 | 1 | 12 | 7.71 | 73 | 68.71 |
| Technical, Other | 39 | 8 | 2 | 49 | 49.00 | - | - | - | - | - | 49 | 49.00 |
| Total | 113 | 368 | 38 | 519 | 519.00 | 8 | 72 | 9 | 89 | 49.09 | 608 | 568.09 |
| Facilities, Plant Services | | | | | | | | | | | | |
| Dining Services | 107 | 59 | 9 | 175 | 175.00 | 5 | 16 | 2 | 23 | 16.63 | 198 | 191.63 |
| Housekeeping | 104 | 50 | 4 | 158 | 158.00 | - | - | - | - | - | 158 | 158.00 |
| Grounds & Trades | 103 | 1 | 4 | 108 | 108.00 | - | - | - | - | - | 108 | 108.00 |
| Gate Attendants, Police | 56 | 9 | 2 | 67 | 67.00 | 9 | 3 | 1 | 13 | 8.45 | 80 | 75.45 |
| Mailroom, Switchboard | 11 | 3 | - | 14 | 14.00 | 3 | 1 | - | 4 | 2.20 | 18 | 16.20 |
| Total | 381 | 122 | 19 | 522 | 522.00 | 17 | 20 | 3 | 40 | 27.28 | 562 | 549.28 |
| Total Positions | 1,022 | 1,036 | 135 | 2,193 | 2,193.00 | 77 | 143 | 20 | 240 | 121.70 | 2,433 | 2,314.70 |

* Includes academic administration, Student Services, and all library professional administrative staff

** Includes financial and business departments, Bookstore, Boston College Police, Bureau of Conferences, Dining Services

*** Includes Office of the President, Office of the Senior Vice President, Mission and Ministry, Boston College Neighborhood Center, Marketing Communications, Public Affairs, Governmental and Community Affairs, University General Counsel, University Historian, University Secretary, and all Executives

**** Includes the Offices of Space Planning and Institutional Research

Note: The above figures represent all permanent positions funded by the University as of September 30, 2006. Restricted funded positions are not included. Positions funded partially by outside contracts or grants are counted above as part-time University Positions. During 2006-2007, employee count changes to the Information Technology Services area were due to 20 position conversions from contractor to permanent status.

Source: Department of Human Resources

RESTRICTED FUNDED PERSONNEL By Gender and FTE, Fall 2006

| | Full-Time Positions | | | | Part-Time Positions | | | | Total | Total |
|----------------------------------|---------------------|-----------|------------|---------------|---------------------|-----------|-----------|--------------|------------|---------------|
| | Men | Women | Total | FTE | Men | Women | Total | FTE | Positions | FTE |
| Faculty | 1 | - | 1 | 1.00 | - | - | - | - | 1 | 1.00 |
| Professional, Administrative | 10 | 25 | 35 | 35.00 | 16 | 26 | 42 | 24.90 | 77 | 59.90 |
| Research Associate or Assistant | 49 | 60 | 109 | 109.00 | 1 | 1 | 2 | 1.30 | 111 | 110.30 |
| Secretarial, Clerical, Technical | 1 | 5 | 6 | 6.00 | - | 9 | 9 | 2.60 | 15 | 8.60 |
| Total Positions | 61 | 90 | 151 | 151.00 | 17 | 36 | 53 | 28.80 | 204 | 179.80 |

Note: Incremental restricted funded positions supported entirely by Contract & Grant, Endowment or Restricted Gift funding as of September 30, 2006.

Source: Department of Human Resources

FACULTY BY SCHOOL AND RANK*

2005-2006

| School | Professor | | Associate | | Assistant | | Instructor | | Total | | Faculty on leave** |
|-----------------|------------|------------|------------|------------|------------|------------|------------|-----------|------------|-------------|--------------------|
| | No. | % | No. | % | No. | % | No. | % | No. | % | |
| Arts & Sciences | 159 | 38% | 153 | 36% | 95 | 23% | 15 | 4% | 422 | 100% | 30.5 |
| Education | 23 | 43% | 16 | 30% | 15 | 28% | - | - | 54 | 100% | 3 |
| Law | 26 | 57% | 16 | 34% | 4 | 9% | - | - | 46 | 100% | 4.5 |
| Management | 24 | 26% | 36 | 39% | 22 | 24% | 10 | 11% | 92 | 100% | 4 |
| Nursing | 9 | 21% | 15 | 34% | 9 | 20% | 11 | 25% | 44 | 100% | 1 |
| Social Work | 5 | 24% | 10 | 48% | 5 | 24% | 1 | 5% | 21 | 100% | 1 |
| Total | 246 | 36% | 246 | 36% | 150 | 22% | 37 | 6% | 679 | 100% | 44 |

* Includes all full-time regular faculty members

** Includes faculty members who were on unpaid leave for all or part of the 2005-06 academic year

Source: Office of the Provost and Dean of Faculties

FACULTY BY SCHOOL AND GENDER

2005-2006

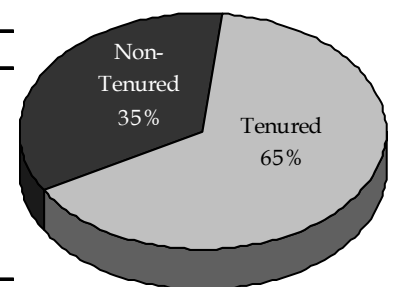
| School | Women | | Men | | Total | |
|-----------------|------------|------------|------------|------------|------------|-------------|
| | No. | % | No. | % | No. | % |
| Arts & Sciences | 128 | 30% | 294 | 70% | 422 | 100% |
| Education | 28 | 52% | 26 | 48% | 54 | 100% |
| Law | 20 | 43% | 26 | 57% | 46 | 100% |
| Management | 30 | 33% | 62 | 67% | 92 | 100% |
| Nursing | 41 | 93% | 3 | 7% | 44 | 100% |
| Social Work | 12 | 57% | 9 | 43% | 21 | 100% |
| Total | 259 | 38% | 420 | 62% | 679 | 100% |

Source: Office of the Provost and Dean of Faculties

FACULTY BY SCHOOL AND TENURE STATUS

2005-2006

| School | Tenured Faculty | | Non-Tenured Faculty | | Total | |
|-----------------|-----------------|------------|---------------------|------------|------------|-------------|
| | No. | % | No. | % | No. | % |
| Arts & Sciences | 270 | 64% | 152 | 36% | 422 | 100% |
| Education | 37 | 69% | 17 | 31% | 54 | 100% |
| Law | 36 | 78% | 10 | 22% | 46 | 100% |
| Management | 60 | 65% | 32 | 35% | 92 | 100% |
| Nursing | 24 | 55% | 20 | 45% | 44 | 100% |
| Social Work | 13 | 62% | 8 | 38% | 21 | 100% |
| Total | 440 | 65% | 239 | 35% | 679 | 100% |



Source: Office of the Provost and Dean of Faculties

FACULTY BY HIGHEST DEGREE EARNED AND GENDER 2005-2006

| Degree | Women | | Men | | Total | |
|--------------|------------|-------------|------------|-------------|------------|-------------|
| | No. | % | No. | % | No. | % |
| Doctorate | 235 | 91% | 407 | 97% | 642 | 95% |
| Master's | 24 | 9% | 13 | 3% | 37 | 5% |
| Total | 259 | 100% | 420 | 100% | 679 | 100% |

Source: Office of the Provost and Dean of Faculties

FACULTY BY RANK AND GENDER 2005-2006

| Rank | Women | | Men | | Total | |
|--------------|------------|-------------|------------|-------------|------------|-------------|
| | No. | % | No. | % | No. | % |
| Professor | 70 | 27% | 176 | 42% | 246 | 36% |
| Associate | 93 | 36% | 153 | 36% | 246 | 36% |
| Assistant | 72 | 28% | 78 | 19% | 150 | 23% |
| Instructor | 24 | 9% | 13 | 3% | 37 | 5% |
| Total | 259 | 100% | 420 | 100% | 679 | 100% |

Source: Office of the Provost and Dean of Faculties

95% of Boston College faculty members hold a doctoral degree.

FULL-TIME EQUIVALENT FACULTY, TEACHING FELLOWS, AND TEACHING ASSISTANTS By School, 2005-2006

| School | FTE of Full-Time Faculty | | FTE of Part-Time Faculty | | FTE of Fellows & Assistants | | Total FTE Faculty | |
|-----------------|--------------------------|-------------|--------------------------|-------------|-----------------------------|-------------|-------------------|-------------|
| | No. | % | No. | % | No. | % | No. | % |
| Arts & Sciences | 392.45 | 61% | 104.66 | 55% | 126.67 | 76% | 623.78 | 63% |
| Education | 50.50 | 8% | 20.66 | 11% | 29.34 | 18% | 100.50 | 10% |
| Management | 85.00 | 13% | 21.66 | 12% | 1.34 | 1% | 108.00 | 11% |
| Nursing | 45.00 | 7% | 11.33 | 6% | 6.75 | 4% | 63.08 | 6% |
| Law | 47.50 | 8% | 8.66 | 5% | 1.67 | 1% | 57.83 | 6% |
| Social Work | 21.00 | 3% | 21.00 | 11% | 0.67 | 0% | 42.67 | 4% |
| Total | 641.45 | 100% | 187.97 | 100% | 166.44 | 100% | 995.86 | 100% |

Source: Office of the Provost and Dean of Faculties

FULL-TIME FACULTY, TEACHING FELLOWS, AND TEACHING ASSISTANTS By School and Department, 2005-2006

| | Full-Time Faculty | Teaching Fellows | Teaching Assistants |
|-----------------------------------|-------------------|------------------|---------------------|
| Arts & Sciences | | | |
| Biology | 22 | - | 34 |
| Chemistry | 22 | - | 60 |
| Classics | 5 | 1 | - |
| Communication | 19.5 | - | - |
| Computer Science | 14 | - | - |
| Economics | 27 | 10 | 44 |
| English | 46.5 | 28 | - |
| Fine Arts | 17 | - | - |
| Geology | 7 | - | 13 |
| Germanic Studies | 3 | - | - |
| History | 39 | 12 | 18 |
| Honors Program | 11 | - | - |
| Mathematics | 24 | 10 | 6 |
| Music | 5 | - | - |
| Philosophy | 31 | 22 | 5 |
| Physics | 16 | - | 23 |
| Political Science | 22 | 2 | - |
| Psychology | 21 | 1 | 14 |
| Religion and American Public Life | 2 | 2 | - |
| Romance Languages | 22 | 31 | - |
| Slavic | 5 | - | - |
| Sociology | 18.5 | 9 | 16 |
| Theater | 7 | - | - |
| Theology | 46 | 7 | 14 |
| Total Arts and Sciences | 452.5 | 135 | 247 |
| Education | 57 | 33 | 55 |
| Law | 50.5 | - | 5 |
| Management | 96 | 4 | - |
| Nursing | 45 | - | 3 |
| Social Work | 22 | 2 | - |
| Total | 723 | 174 | 310 |

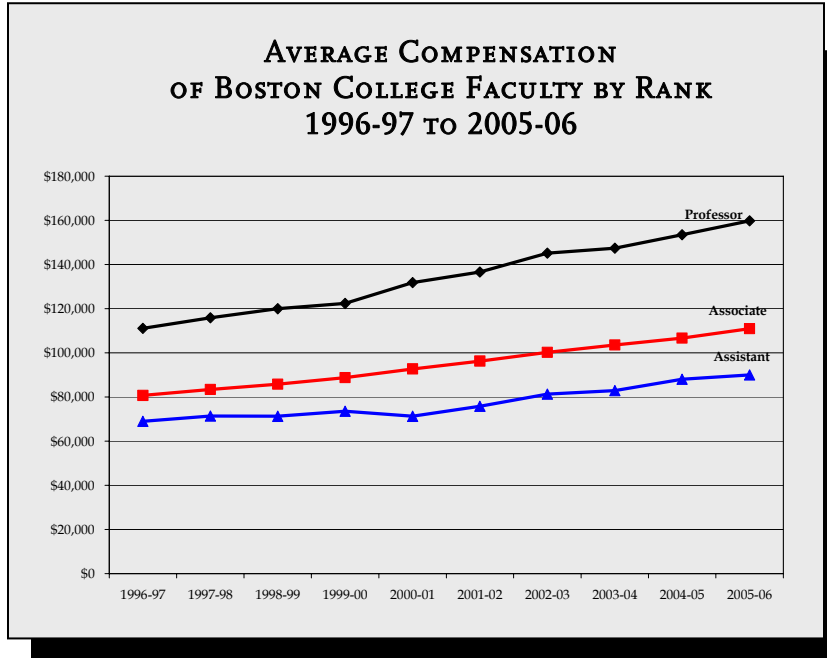
* Includes faculty on leave

Source: Office of the Provost and Dean of Faculties

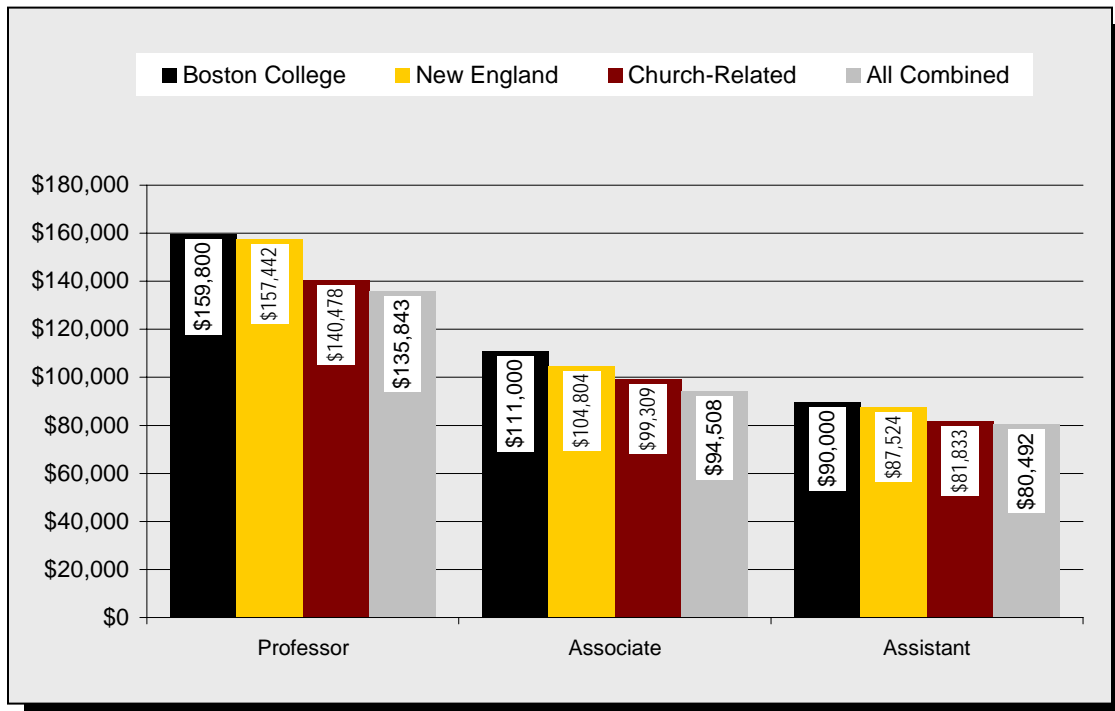
FACULTY COMPENSATION* Average by Rank

| Year | Professor | Associate | Assistant |
|---------|-----------|-----------|-----------|
| 1996-97 | \$111,100 | \$80,700 | \$69,000 |
| 1997-98 | \$115,900 | \$83,400 | \$71,400 |
| 1998-99 | \$120,000 | \$85,800 | \$71,300 |
| 1999-00 | \$122,387 | \$88,815 | \$73,542 |
| 2000-01 | \$131,800 | \$92,700 | \$71,300 |
| 2001-02 | \$136,600 | \$96,300 | \$75,800 |
| 2002-03 | \$145,170 | \$100,228 | \$81,313 |
| 2003-04 | \$147,392 | \$103,577 | \$82,912 |
| 2004-05 | \$153,500 | \$106,700 | \$88,100 |
| 2005-06 | \$159,800 | \$111,000 | \$90,000 |

* Includes salary and fringe benefits
Source: Office of the Provost and Dean of Faculties



FACULTY COMPENSATION BY RANK* Boston College Average Compared to AAUP Category I (9-Month Equivalent), 2005-2006



* Includes salary and fringe benefits
Source: Office of the Provost and Dean of Faculties; AAUP

STUDENTS

FULL-TIME FRESHMAN ENROLLMENT By Year and Gender

| Fall | Men | Women | Total |
|------|-------|-------|-------|
| 1997 | 1,084 | 1,084 | 2,168 |
| 1998 | 1,063 | 1,184 | 2,247 |
| 1999 | 1,103 | 1,181 | 2,284 |
| 2000 | 1,114 | 1,132 | 2,246 |
| 2001 | 940 | 1,163 | 2,103 |
| 2002 | 1,150 | 1,165 | 2,315 |
| 2003 | 1,055 | 1,153 | 2,208 |
| 2004 | 1,090 | 1,219 | 2,309 |
| 2005 | 1,097 | 1,077 | 2,174 |
| 2006 | 1,074 | 1,210 | 2,284 |

Source: Office of Undergraduate Admission

FRESHMAN ADMISSION PROFILE Middle 50% Range of SAT Scores

| Class | Verbal | Math | Composite |
|-------|-----------|-----------|-------------|
| 2001 | 580 - 680 | 610 - 690 | 1210 - 1340 |
| 2002 | 590 - 680 | 610 - 690 | 1210 - 1350 |
| 2003 | 590 - 680 | 610 - 690 | 1210 - 1360 |
| 2004 | 600 - 690 | 620 - 700 | 1230 - 1370 |
| 2005 | 600 - 690 | 620 - 700 | 1240 - 1380 |
| 2006 | 600 - 690 | 620 - 710 | 1250 - 1390 |
| 2007 | 600 - 690 | 630 - 710 | 1260 - 1390 |
| 2008 | 610 - 700 | 630 - 710 | 1250 - 1400 |
| 2009 | 610 - 700 | 640 - 720 | 1260 - 1410 |

Note: Starting with the Class of 2010, separate score ranges have replaced the single range for the Verbal Score. The new composite score is the combination of all three.

| Class | Critical | | | Composite |
|-------|-----------|-----------|-----------|-------------|
| | Reading | Writing | Math | |
| 2010 | 610 - 700 | 620 - 710 | 640 - 720 | 1900 - 2100 |

Source: Office of Undergraduate Admission

FRESHMAN APPLICATIONS, ACCEPTANCES, AND ENROLLMENT By Year



| Fall | Applications | Acceptances | Acceptances as a % of Applications | Total Enrollment | Enrollment as a % of Acceptances | Enrollment as a % of Applications |
|------|--------------|-------------|------------------------------------|------------------|----------------------------------|-----------------------------------|
| 1997 | 16,455 | 6,455 | 39 | 2,168 | 34 | 13 |
| 1998 | 16,373 | 6,484 | 40 | 2,247 | 35 | 14 |
| 1999 | 19,746 | 6,976 | 35 | 2,284 | 33 | 12 |
| 2000 | 20,743 | 6,587 | 32 | 2,246 | 34 | 11 |
| 2001 | 19,059 | 6,401 | 34 | 2,103 | 33 | 11 |
| 2002 | 21,133 | 6,850 | 32 | 2,315 | 34 | 11 |
| 2003 | 22,424 | 6,896 | 31 | 2,208 | 32 | 10 |
| 2004 | 22,451 | 7,178 | 32 | 2,309 | 32 | 10 |
| 2005 | 23,823 | 7,302 | 31 | 2,174 | 30 | 9 |
| 2006 | 26,584 | 7,736 | 29 | 2,284 | 30 | 9 |

Note: Freshman enrollment reported above is based on deposits received from students accepting the offer of admission on or before the deadline set by the Committee on Admission. Withdrawals may occur during the summer months and the first two weeks in September.
Source: Office of Undergraduate Admission

APPLICATIONS, ACCEPTANCES, AND ENROLLMENT – CLASS OF 2010

Geographic Distribution

| | Applications | Acceptances | Enrollment | | Applications | Acceptances | Enrollment |
|----------------------|--------------|-------------|------------|-------------------------------------|---------------|--------------|--------------|
| Alabama | 47 | 15 | 2 | Nevada | 36 | 5 | 1 |
| Alaska | 9 | 1 | 0 | New Hampshire | 446 | 117 | 41 |
| Arizona | 143 | 54 | 13 | New Jersey | 2,686 | 801 | 238 |
| Arkansas | 18 | 4 | 0 | New Mexico | 34 | 16 | 3 |
| California | 2,653 | 637 | 123 | New York | 4,088 | 1,246 | 374 |
| Colorado | 247 | 49 | 12 | North Carolina | 171 | 47 | 13 |
| Connecticut | 1,616 | 496 | 174 | North Dakota | 5 | 1 | 0 |
| Delaware | 70 | 27 | 8 | Ohio | 492 | 168 | 39 |
| District of Columbia | 75 | 26 | 1 | Oklahoma | 38 | 9 | 3 |
| Florida | 849 | 273 | 68 | Oregon | 116 | 40 | 9 |
| Georgia | 224 | 72 | 18 | Pennsylvania | 1,101 | 317 | 81 |
| Hawaii | 115 | 45 | 11 | Rhode Island | 356 | 99 | 29 |
| Idaho | 33 | 10 | 5 | South Carolina | 52 | 8 | 2 |
| Illinois | 822 | 253 | 81 | South Dakota | 5 | 3 | 1 |
| Indiana | 112 | 35 | 4 | Tennessee | 93 | 22 | 5 |
| Iowa | 46 | 9 | 5 | Texas | 584 | 171 | 22 |
| Kansas | 60 | 24 | 8 | Utah | 42 | 9 | 1 |
| Kentucky | 57 | 16 | 2 | Vermont | 147 | 31 | 8 |
| Louisiana | 72 | 34 | 8 | Virginia | 455 | 149 | 26 |
| Maine | 271 | 61 | 22 | Washington | 273 | 80 | 21 |
| Maryland | 649 | 231 | 55 | West Virginia | 19 | 6 | 1 |
| Massachusetts | 4,646 | 1,326 | 576 | Wisconsin | 186 | 61 | 16 |
| Michigan | 226 | 63 | 13 | Wyoming | 11 | 1 | 0 |
| Minnesota | 329 | 108 | 41 | Puerto Rico | 133 | 48 | 16 |
| Mississippi | 13 | 5 | 0 | Virgin Islands, Guam, Canal Zone | 30 | 9 | 0 |
| Missouri | 164 | 62 | 19 | Foreign | 1,345 | 303 | 55 |
| Montana | 18 | 3 | 0 | Total | 26,584 | 7,736 | 2,284 |
| Nebraska | 56 | 30 | 10 | | | | |

Note: Application, Acceptance, and Enrollment totals are as of May 2006. The Class of 2010 includes students from 44 states, the District of Columbia, Puerto Rico, and 55 foreign countries.
Source: Office of Undergraduate Admission

TOP CROSS APPLICATION COMPETITOR SCHOOLS OF ENROLLING FRESHMEN CLASS OF 2010

Top 12 Colleges and Universities

| | | |
|-----------------------|----------------------------|--------------------------|
| Georgetown University | University of Pennsylvania | University of Notre Dame |
| Harvard College | Brown University | Columbia University |
| Tufts University | Dartmouth College | New York University |
| Boston University | Cornell University | Yale University |

Note: Competitor schools are determined by the number of admitted students applying to the listed colleges. They do not include students of competitor schools who were not admitted to Boston College.

Source: Office of Enrollment Management, 2006 Admitted Student Questionnaire Plus (4,335 student responses).

UNDERGRADUATE TRANSFER STUDENT APPLICATIONS, ACCEPTANCES, AND ENROLLMENT Full-Time

| Fall* | Applications | Acceptances | Acceptances as a % of Applications | Total Enrollment | Enrollment as a % of Acceptances | Enrollment as a % of Applications |
|-------|--------------|-------------|------------------------------------|------------------|----------------------------------|-----------------------------------|
| 1997 | 1,338 | 495 | 37 | 247 | 50 | 19 |
| 1998 | 1,339 | 496 | 35 | 225 | 48 | 17 |
| 1999 | 1,525 | 447 | 29 | 248 | 55 | 16 |
| 2000 | 1,363 | 256 | 19 | 142 | 56 | 10 |
| 2001 | 1,015 | 258 | 25 | 132 | 51 | 13 |
| 2002 | 1,079 | 130 | 12 | 71 | 55 | 7 |
| 2003 | 1,123 | 260 | 23 | 124 | 48 | 11 |
| 2004 | 942 | 240 | 25 | 122 | 51 | 13 |
| 2005 | 1,009 | 150 | 15 | 80 | 53 | 8 |
| 2006 | 1,176 | 123 | 11 | 63 | 51 | 5 |

* Transfer enrollment typically increases 25-40 students second semester.

Source: Office of Undergraduate Admission

UNDERGRADUATE TRANSFER STUDENT ENROLLMENT By Type of Previous Institution and Gender

| Fall* | 2-Year Public | 2-Year Private | 4-Year Public | 4-Year Private | Total | Men | Women | Total |
|-------|---------------|----------------|---------------|----------------|-------|-----|-------|-------|
| 1997 | 22 | 5 | 66 | 154 | 247 | 112 | 135 | 247 |
| 1998 | 17 | 8 | 62 | 138 | 225 | 100 | 125 | 225 |
| 1999 | 24 | 4 | 59 | 161 | 248 | 95 | 153 | 248 |
| 2000 | 10 | - | 61 | 71 | 142 | 63 | 79 | 142 |
| 2001 | 9 | 2 | 45 | 76 | 132 | 59 | 73 | 132 |
| 2002 | 3 | 1 | 24 | 43 | 71 | 32 | 39 | 71 |
| 2003 | 13 | - | 34 | 77 | 124 | 55 | 69 | 124 |
| 2004 | 5 | - | 29 | 88 | 122 | 41 | 81 | 122 |
| 2005 | 4 | - | 24 | 52 | 80 | 38 | 42 | 80 |
| 2006 | 2 | - | 15 | 46 | 63 | 29 | 34 | 63 |

* Transfer enrollment typically increases 25-40 students second semester.

Source: Office of Undergraduate Admission

ENROLLMENT, FALL 2006: By School, Gender, and Full- and Part-Time

| School | Full-Time | | | Part-Time | | | Total | | |
|---|--------------|--------------|---------------|--------------|--------------|--------------|--------------|--------------|---------------|
| | Men | Women | Total | Men | Women | Total | Men | Women | Total |
| Undergraduate Enrollment | | | | | | | | | |
| College of Arts & Sciences | 2,867 | 3,052 | 5,919 | - | - | - | 2,867 | 3,052 | 5,919 |
| Carroll School of Management | 1,291 | 706 | 1,997 | - | - | - | 1,291 | 706 | 1,997 |
| Lynch School of Education | 116 | 611 | 727 | - | - | - | 116 | 611 | 727 |
| Connell School of Nursing | 11 | 365 | 376 | - | 1 | 1 | 11 | 366 | 377 |
| Total Undergraduate Day Students | 4,285 | 4,734 | 9,019 | - | 1 | 1 | 4,285 | 4,735 | 9,020 |
| Woods College of Advancing Studies | 184 | 129 | 313 | 190 | 226 | 416 | 374 | 355 | 729 |
| Graduate & Professional Enrollment | | | | | | | | | |
| Graduate Arts & Sciences | 182 | 161 | 343 | 390 | 338 | 728 | 572 | 499 | 1,071 |
| Graduate Education | 69 | 319 | 388 | 162 | 424 | 586 | 231 | 743 | 974 |
| Graduate Management | 178 | 129 | 307 | 379 | 197 | 576 | 557 | 326 | 883 |
| Graduate Nursing | 7 | 102 | 109 | 11 | 101 | 112 | 18 | 203 | 221 |
| Graduate Social Work | 36 | 375 | 411 | 18 | 92 | 110 | 54 | 467 | 521 |
| Law School | 433 | 356 | 789 | 1 | - | 1 | 434 | 356 | 790 |
| Graduate Advancing Studies | 16 | 20 | 36 | 47 | 89 | 136 | 63 | 109 | 172 |
| Total Graduate & Professional | 921 | 1,462 | 2,383 | 1,008 | 1,241 | 2,249 | 1,929 | 2,703 | 4,632 |
| Total University Enrollment | 5,390 | 6,325 | 11,715 | 1,198 | 1,468 | 2,666 | 6,588 | 7,793 | 14,381 |

Note: Undergraduate enrollment includes 236 students on Boston College International Exchange programs who are not on the Boston College campus. Excluding those studying abroad, the total number of undergraduate day students attending Boston College in the fall 2006 semester is 8,784. Source: Office of Student Services

STUDENT CREDIT HOURS: By School

| | 2001-2002 | 2002-2003 | 2003-2004 | 2004-2005 | 2005-2006 |
|--|----------------|----------------|----------------|----------------|----------------|
| Undergraduate | | | | | |
| College of Arts & Sciences | 173,114 | 175,346 | 173,624 | 179,834 | 178,541 |
| Carroll School of Management | 63,241 | 61,099 | 61,038 | 58,962 | 60,175 |
| Lynch School of Education | 23,654 | 23,466 | 23,719 | 24,508 | 23,207 |
| Connell School of Nursing | 6,751 | 6,454 | 8,188 | 9,872 | 10,682 |
| Woods College of Advancing Studies | 13,543 | 13,347 | 12,899 | 12,312 | 14,522 |
| Total Undergraduate | 280,303 | 279,712 | 279,468 | 285,488 | 287,127 |
| Graduate & Professional | | | | | |
| Graduate Arts and Sciences | 9,118 | 9,202 | 8,988 | 10,017 | 10,224 |
| Graduate Education | 11,630 | 13,154 | 13,919 | 14,348 | 14,267 |
| Graduate Management | 14,405 | 14,730 | 14,629 | 14,566 | 13,781 |
| Graduate Nursing | 2,674 | 3,023 | 3,958 | 3,865 | 3,402 |
| Graduate Social Work | 12,590 | 12,598 | 11,007 | 10,894 | 11,424 |
| Law School | 23,489 | 23,416 | 23,578 | 23,010 | 23,586 |
| Graduate Advancing Studies | 1,582 | 1,766 | 1,659 | 1,788 | 1,810 |
| Total Graduate & Professional | 75,488 | 77,889 | 77,738 | 78,488 | 78,494 |
| Total | 355,791 | 357,601 | 357,206 | 363,976 | 365,621 |

Note: "Student Credit Hours" = students enrolled in a college x the number of credits taken by each of those students; Source: Office of Student Services

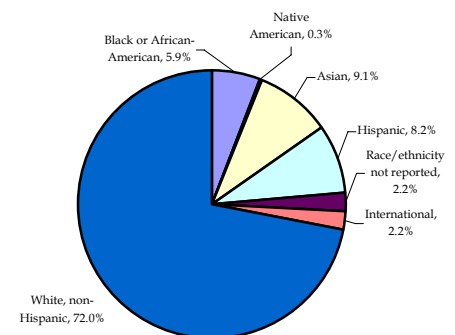
UNDERGRADUATE, GRADUATE & PROFESSIONAL ENROLLMENT, FALL 2002 TO FALL 2006 By School, Gender, and Full- and Part-Time

| | Undergraduate Day Schools | | | | | Graduate & Professional | | | | | | | Univ. | | |
|------------------|---------------------------|------------|--------------|------------|--------------|-------------------------|--------------|--------------|------------|------------|------------|------------|--------------|------------|---------------|
| | A&S | Ed. | Mgt. | Nurs. | Total | Adv.St. | GA&S | GEd. | GMgt. | GNurs. | GSSW | Law | Total | GAdv.St. | Total |
| Fall 2002 | | | | | | | | | | | | | | | |
| Full-Time | 5,895 | 756 | 2,045 | 220 | 8,916 | 248 | 324 | 372 | 273 | 98 | 297 | 806 | 2,170 | 10 | 11,344 |
| Part-Time | - | - | - | - | - | 526 | 712 | 634 | 700 | 72 | 148 | - | 2,266 | 161 | 2,953 |
| Men | 2,889 | 126 | 1,264 | 6 | 4,285 | 401 | 519 | 235 | 643 | 5 | 64 | 367 | 1,833 | 72 | 6,591 |
| Women | 3,006 | 630 | 781 | 214 | 4,631 | 373 | 517 | 771 | 330 | 165 | 381 | 439 | 2,603 | 99 | 7,706 |
| Total | 5,895 | 756 | 2,045 | 220 | 8,916 | 774 | 1,036 | 1,006 | 973 | 170 | 445 | 806 | 4,436 | 171 | 14,297 |
| Fall 2003 | | | | | | | | | | | | | | | |
| Full-Time | 5,767 | 767 | 2,048 | 269 | 8,851 | 282 | 318 | 419 | 349 | 125 | 363 | 811 | 2,385 | 12 | 11,530 |
| Part-Time | - | - | - | - | - | 486 | 719 | 642 | 629 | 69 | 156 | 1 | 2,216 | 147 | 2,849 |
| Men | 2,805 | 137 | 1,270 | 9 | 4,221 | 393 | 526 | 279 | 637 | 11 | 85 | 380 | 1,918 | 72 | 6,604 |
| Women | 2,962 | 630 | 778 | 260 | 4,630 | 375 | 511 | 782 | 341 | 183 | 434 | 432 | 2,683 | 87 | 7,775 |
| Total | 5,767 | 767 | 2,048 | 269 | 8,851 | 768 | 1,037 | 1,061 | 978 | 194 | 519 | 812 | 4,601 | 159 | 14,379 |
| Fall 2004 | | | | | | | | | | | | | | | |
| Full-Time | 5,967 | 786 | 1,977 | 329 | 9,059 | 285 | 351 | 415 | 356 | 113 | 369 | 796 | 2,400 | 14 | 11,758 |
| Part-Time | - | - | - | - | - | 429 | 695 | 640 | 612 | 120 | 122 | - | 2,189 | 152 | 2,770 |
| Men | 2,865 | 137 | 1,242 | 16 | 4,260 | 371 | 539 | 272 | 637 | 14 | 69 | 391 | 1,922 | 85 | 6,638 |
| Women | 3,102 | 649 | 735 | 313 | 4,799 | 343 | 507 | 783 | 331 | 219 | 422 | 405 | 2,667 | 81 | 7,890 |
| Total | 5,967 | 786 | 1,977 | 329 | 9,059 | 714 | 1,046 | 1,055 | 968 | 233 | 491 | 796 | 4,589 | 166 | 14,528 |
| Fall 2005 | | | | | | | | | | | | | | | |
| Full-Time | 5,908 | 753 | 2,000 | 358 | 9,019 | 414 | 363 | 425 | 349 | 105 | 390 | 817 | 2,449 | 13 | 11,895 |
| Part-Time | - | - | - | - | - | 401 | 736 | 608 | 560 | 96 | 117 | 2 | 2,119 | 155 | 2,675 |
| Men | 2,904 | 126 | 1,269 | 15 | 4,314 | 409 | 573 | 251 | 569 | 20 | 57 | 414 | 1,884 | 65 | 6,672 |
| Women | 3,004 | 627 | 731 | 343 | 4,705 | 406 | 526 | 782 | 340 | 181 | 450 | 405 | 2,684 | 103 | 7,898 |
| Total | 5,908 | 753 | 2,000 | 358 | 9,019 | 815 | 1,099 | 1,033 | 909 | 201 | 507 | 819 | 4,568 | 168 | 14,570 |
| Fall 2006 | | | | | | | | | | | | | | | |
| Full-Time | 5,919 | 727 | 1,997 | 376 | 9,019 | 313 | 343 | 388 | 307 | 109 | 411 | 789 | 2,347 | 36 | 11,715 |
| Part-Time | - | - | - | 1 | 1 | 416 | 728 | 586 | 576 | 112 | 110 | 1 | 2,113 | 136 | 2,666 |
| Men | 2,867 | 116 | 1,291 | 11 | 4,285 | 374 | 572 | 231 | 557 | 18 | 54 | 434 | 1,866 | 63 | 6,588 |
| Women | 3,052 | 611 | 706 | 366 | 4,735 | 355 | 499 | 743 | 326 | 203 | 467 | 356 | 2,594 | 109 | 7,793 |
| Total | 5,919 | 727 | 1,997 | 377 | 9,020 | 729 | 1,071 | 974 | 883 | 221 | 521 | 790 | 4,460 | 172 | 14,381 |

Source: Office of Student Services

AHANA & INTERNATIONAL ENROLLMENT, FALL 2006 Undergraduate Day Schools

| | Men | Women | Total | Percent* |
|---|--------------|--------------|--------------|--------------|
| Black or African-American | 225 | 306 | 531 | 6.0% |
| Native American | 7 | 23 | 30 | 0.3% |
| Asian | 385 | 439 | 824 | 9.3% |
| Hispanic | 300 | 441 | 741 | 8.4% |
| AHANA Undergraduate | 917 | 1,209 | 2,126 | 24.1% |
| International Students** | 92 | 108 | 200 | 2.2% |
| AHANA & International Students | 1,009 | 1,317 | 2,326 | 26.3% |



*AHANA percentages are based on students who report their race/ethnicity identification. In fall of 2006, 197 students (107 men, 90 women) did not report race or ethnicity.

** International students include nonresident aliens of all racial and ethnic groups including Caucasian.

Source: Office of Student Services

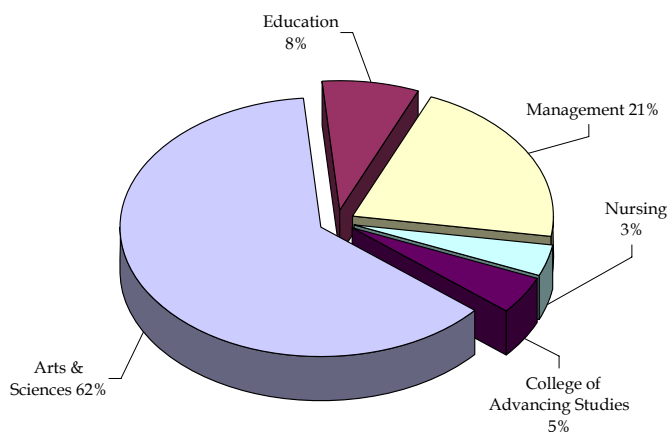
FULL-TIME EQUIVALENT ENROLLMENT*

By School, Fall 1997 through Fall 2006

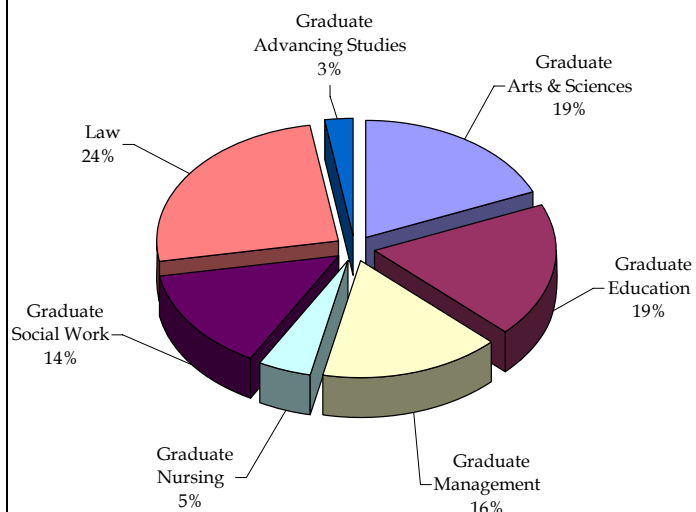
| | 1997 | 1998 | 1999 | 2000 | 2001 | 2002 | 2003 | 2004 | 2005 | 2006 |
|--|---------------|---------------|---------------|---------------|---------------|---------------|---------------|---------------|---------------|---------------|
| Undergraduate Students | | | | | | | | | | |
| College of Arts & Sciences | 5,589 | 5,577 | 5,853 | 5,741 | 5,850 | 5,895 | 5,767 | 5,967 | 5,908 | 5,919 |
| Lynch School of Education | 806 | 810 | 828 | 785 | 772 | 756 | 767 | 786 | 753 | 727 |
| Carroll School of Management | 2,276 | 2,288 | 2,271 | 2,187 | 2,148 | 2,045 | 2,048 | 1,977 | 2,000 | 1,997 |
| School of Nursing | 250 | 247 | 237 | 216 | 230 | 220 | 269 | 329 | 358 | 376 |
| Total Day Students | 8,921 | 8,922 | 9,189 | 8,929 | 9,000 | 8,916 | 8,851 | 9,059 | 9,019 | 9,019 |
| College of Advancing Studies | 531 | 485 | 439 | 464 | 440 | 423 | 444 | 428 | 548 | 452 |
| Total Undergraduate | 9,452 | 9,407 | 9,628 | 9,393 | 9,440 | 9,339 | 9,295 | 9,487 | 9,567 | 9,471 |
| Graduate & Professional | | | | | | | | | | |
| Graduate Arts & Sciences | 592 | 601 | 548 | 539 | 553 | 561 | 558 | 583 | 608 | 586 |
| Graduate Education | 600 | 655 | 665 | 621 | 532 | 583 | 633 | 628 | 628 | 583 |
| Graduate Management | 464 | 486 | 455 | 481 | 511 | 506 | 559 | 560 | 536 | 499 |
| Graduate Nursing | 87 | 99 | 117 | 112 | 106 | 122 | 148 | 153 | 137 | 146 |
| Graduate Social Work | 463 | 412 | 392 | 360 | 348 | 346 | 415 | 410 | 429 | 448 |
| Law | 826 | 825 | 829 | 805 | 813 | 806 | 811 | 796 | 818 | 789 |
| Graduate Advancing Studies | 68 | 81 | 77 | 64 | 60 | 64 | 61 | 65 | 65 | 81 |
| Total Graduate & Professional | 3,100 | 3,159 | 3,083 | 2,982 | 2,923 | 2,988 | 3,185 | 3,195 | 3,221 | 3,132 |
| Total University | 12,552 | 12,566 | 12,711 | 12,375 | 12,363 | 12,327 | 12,480 | 12,682 | 12,788 | 12,603 |

* Method of computation: three part-time students equal one full-time equivalent student.
Source: Office of Student Services

FULL-TIME EQUIVALENT
UNDERGRADUATE ENROLLMENT
FALL 2006



FULL-TIME EQUIVALENT
GRADUATE ENROLLMENT
FALL 2006



RESIDENT AND NON-RESIDENT ENROLLMENT*

By Year

| Year | 1997-98 | 1998-99 | 1999-00 | 2000-01 | 2001-02 | 2002-03 | 2003-04 | 2004-05 | 2005-06 | 2006-07 |
|----------------|--------------|--------------|--------------|--------------|--------------|--------------|--------------|--------------|--------------|--------------|
| Resident | 6,592 | 6,560 | 6,859 | 6,685 | 6,973 | 6,942 | 7,033 | 7,248 | 7,080 | 7,170 |
| Non-Resident | 2,329 | 2,365 | 2,147 | 2,015 | 1,803 | 1,719 | 1,548 | 1,557 | 1,644 | 1,614 |
| Total** | 8,921 | 8,925 | 9,006 | 8,700 | 8,776 | 8,661 | 8,581 | 8,805 | 8,724 | 8,784 |

* The above figures refer to undergraduate day students only.

**Beginning in 1998-99, the total excludes students who are studying abroad.

Source: Offices of Residential Life and Student Services

UNDERGRADUATES STUDYING ABROAD

By Year

| | Fall Semester | | | Spring Semester | | | Annual Average | | |
|-----------|---------------------|-------------------|--------------------|---------------------|-------------------|--------------------|---------------------|-------------------|--------------------|
| | University Programs | External Programs | Total All Programs | University Programs | External Programs | Total All Programs | University Programs | External Programs | Total All Programs |
| 2001-2002 | 239 | 50 | 289 | 224 | 125 | 349 | 277 | 96 | 372 |
| 2002-2003 | 255 | 43 | 298 | 303 | 103 | 406 | 279 | 73 | 352 |
| 2003-2004 | 269 | 64 | 333 | 328 | 148 | 476 | 299 | 106 | 405 |
| 2004-2005 | 274 | 41 | 315 | 362 | 87 | 449 | 318 | 64 | 382 |
| 2005-2006 | 358 | 46 | 404 | 378 | 91 | 469 | 368 | 69 | 437 |

Source: Office of Student Services

SUMMER SESSION ENROLLMENT

By Year

| Summer | 1997 | 1998 | 1999 | 2000 | 2001 | 2002 | 2003 | 2004 | 2005 | 2006 |
|------------------------|--------------|--------------|--------------|--------------|--------------|--------------|--------------|--------------|--------------|--------------|
| Undergraduate | 1,879 | 1,960 | 1,969 | 1,929 | 1,878 | 1,881 | 1,706 | 1,727 | 1,685 | 1,708 |
| Graduate/Professional* | 1,886 | 1,843 | 1,855 | 2,031 | 1,751 | 1,725 | 2,037 | 2,060 | 2,324 | 2,170 |
| Total | 3,765 | 3,803 | 3,824 | 3,960 | 3,629 | 3,606 | 3,743 | 3,787 | 4,009 | 3,878 |

* Includes students registered through the Institute of Religious Education and Pastoral Ministry and the Carroll Graduate School of Management

Source: Office of Student Services

GEOGRAPHIC DISTRIBUTION OF UNDERGRADUATE STUDENTS By State

| State | 2000 | 2003 | 2004 | 2005 | 2006 | State | 2000 | 2003 | 2004 | 2005 | 2006 |
|----------------|-------|-------|-------|-------|-------|----------------|--------------|--------------|--------------|--------------|--------------|
| Alabama | 10 | 12 | 12 | 10 | 11 | Nevada | 3 | 4 | 9 | 10 | 6 |
| Alaska | 4 | 3 | 4 | 5 | 5 | New Hampshire | 184 | 166 | 176 | 165 | 171 |
| Arizona | 29 | 39 | 41 | 35 | 33 | New Jersey | 941 | 955 | 1,004 | 979 | 954 |
| Arkansas | 4 | 3 | 3 | 4 | 4 | New Mexico | 12 | 7 | 7 | 8 | 10 |
| California | 380 | 419 | 435 | 427 | 437 | New York | 1,372 | 1,432 | 1,449 | 1,450 | 1,427 |
| Colorado | 57 | 69 | 65 | 57 | 52 | North Carolina | 26 | 36 | 42 | 44 | 45 |
| Connecticut | 765 | 699 | 697 | 644 | 648 | North Dakota | 1 | 2 | 4 | 2 | 1 |
| Delaware | 22 | 18 | 16 | 17 | 20 | Ohio | 125 | 145 | 134 | 138 | 140 |
| Washington, DC | 29 | 24 | 26 | 33 | 29 | Oklahoma | 13 | 12 | 10 | 7 | 9 |
| Florida | 303 | 234 | 251 | 260 | 247 | Oregon | 20 | 18 | 23 | 26 | 26 |
| Georgia | 53 | 53 | 49 | 43 | 49 | Pennsylvania | 309 | 291 | 307 | 304 | 306 |
| Hawaii | 34 | 21 | 19 | 20 | 27 | Rhode Island | 184 | 191 | 188 | 189 | 176 |
| Idaho | 4 | 6 | 4 | 2 | 8 | South Carolina | 5 | 8 | 13 | 12 | 16 |
| Illinois | 248 | 228 | 214 | 213 | 243 | South Dakota | 1 | 1 | - | - | 1 |
| Indiana | 29 | 28 | 25 | 22 | 18 | Tennessee | 15 | 15 | 15 | 17 | 19 |
| Iowa | 17 | 14 | 9 | 9 | 11 | Texas | 131 | 146 | 131 | 134 | 125 |
| Kansas | 28 | 25 | 18 | 23 | 24 | Utah | 4 | 13 | 13 | 13 | 11 |
| Kentucky | 15 | 16 | 7 | 6 | 6 | Vermont | 52 | 50 | 42 | 44 | 39 |
| Louisiana | 22 | 25 | 21 | 14 | 17 | Virginia | 76 | 88 | 90 | 91 | 99 |
| Maine | 108 | 102 | 93 | 96 | 91 | Washington | 63 | 49 | 58 | 67 | 67 |
| Maryland | 255 | 231 | 241 | 229 | 230 | West Virginia | 2 | 5 | 3 | 2 | 4 |
| Massachusetts | 2,401 | 2,435 | 2,516 | 2,560 | 2,559 | Wisconsin | 50 | 54 | 62 | 60 | 57 |
| Michigan | 71 | 72 | 69 | 64 | 63 | Wyoming | 1 | 2 | 3 | 5 | 4 |
| Minnesota | 110 | 117 | 129 | 116 | 122 | Guam | 4 | - | 1 | 2 | 2 |
| Mississippi | 2 | 3 | 3 | 1 | - | Puerto Rico | 47 | 41 | 41 | 48 | 50 |
| Missouri | 54 | 53 | 61 | 66 | 66 | Virgin Islands | 1 | 4 | 5 | 8 | 7 |
| Montana | 4 | 11 | 10 | 7 | 2 | International | 208 | 142 | 176 | 163 | 200 |
| Nebraska | 22 | 14 | 15 | 16 | 21 | Other* | n/a | n/a | n/a | 32 | 5 |
| Total | | | | | | | 8,930 | 8,851 | 9,059 | 9,019 | 9,020 |

* Includes Americans living abroad and those living in other American territories.
Source: Office of Student Services

UNDERGRADUATE MAJORS, 1997-2006

By School

| | 1997 | 1998 | 1999 | 2000 | 2001 | 2002 | 2003 | 2004 | 2005 | 2006 |
|---------------------------------|------|------|------|------|------|------|------|------|------|------|
| Arts & Sciences | | | | | | | | | | |
| Art History | 38 | 36 | 34 | 32 | 45 | 42 | 41 | 60 | 55 | 66 |
| Biochemistry | 117 | 97 | 84 | 83 | 82 | 95 | 118 | 125 | 122 | 127 |
| Biology | 665 | 543 | 539 | 481 | 443 | 465 | 494 | 581 | 650 | 641 |
| Chemistry | 84 | 90 | 94 | 84 | 89 | 102 | 98 | 86 | 75 | 97 |
| Classics | 24 | 19 | 15 | 11 | 21 | 17 | 26 | 33 | 32 | 37 |
| Communication | 542 | 624 | 734 | 865 | 945 | 963 | 925 | 943 | 953 | 945 |
| Computer Science | 133 | 181 | 202 | 200 | 189 | 139 | 108 | 93 | 68 | 57 |
| Economics | 404 | 430 | 402 | 382 | 374 | 398 | 417 | 411 | 445 | 472 |
| English | 931 | 868 | 906 | 863 | 845 | 770 | 758 | 814 | 814 | 770 |
| Film Studies | - | - | - | 10 | 32 | 46 | 45 | 50 | 51 | 51 |
| French | 39 | 45 | 50 | 56 | 47 | 49 | 46 | 34 | 42 | 43 |
| Geology/Geophysics | 73 | 66 | 58 | 52 | 42 | 30 | 29 | 31 | 33 | 39 |
| German | 14 | 8 | 11 | 10 | 3 | 7 | 12 | 16 | 26 | 27 |
| History | 392 | 410 | 431 | 451 | 465 | 530 | 560 | 595 | 627 | 618 |
| Independent | 1 | 3 | 2 | 5 | 3 | 1 | - | - | - | - |
| International Studies | 67 | 64 | 56 | 45 | 31 | 32 | 35 | 57 | 82 | 78 |
| Italian | 7 | 6 | 4 | 5 | 3 | 5 | 2 | 7 | 11 | 8 |
| Mathematics | 168 | 123 | 148 | 135 | 134 | 194 | 200 | 196 | 190 | 177 |
| Music | 23 | 26 | 23 | 22 | 29 | 32 | 31 | 36 | 43 | 42 |
| Philosophy | 158 | 166 | 193 | 211 | 230 | 261 | 252 | 255 | 282 | 270 |
| Physics | 18 | 29 | 33 | 36 | 34 | 46 | 50 | 61 | 47 | 62 |
| Romance Languages-Total | 120 | 116 | 114 | 110 | 96 | 111 | 115 | 101 | 119 | 120 |
| Political Science | 671 | 618 | 649 | 626 | 646 | 669 | 693 | 796 | 801 | 777 |
| Psychology | 694 | 703 | 764 | 684 | 660 | 617 | 492 | 428 | 425 | 450 |
| Slavic & Eastern Languages | 8 | 11 | 11 | 7 | 5 | 12 | 15 | 15 | 21 | 34 |
| Sociology | 239 | 238 | 249 | 219 | 219 | 247 | 232 | 202 | 170 | 204 |
| Spanish/Hispanic Studies | 74 | 65 | 60 | 49 | 46 | 57 | 67 | 60 | 66 | 69 |
| Studio Art | 34 | 41 | 44 | 42 | 40 | 41 | 42 | 42 | 35 | 34 |
| Theater Arts | 87 | 84 | 106 | 101 | 91 | 91 | 107 | 124 | 114 | 107 |
| Theology | 54 | 70 | 80 | 88 | 92 | 137 | 130 | 151 | 106 | 113 |
| Education | | | | | | | | | | |
| American Heritage | 2 | 2 | 1 | 2 | 2 | 4 | 8 | 7 | 5 | 4 |
| Child in Society | 88 | 67 | 65 | 49 | 40 | 31 | 30 | 26 | 21 | 9 |
| Early Childhood | 50 | 53 | 68 | 57 | 52 | 43 | 42 | 45 | 31 | 36 |
| Elementary Education | 222 | 217 | 224 | 256 | 279 | 297 | 294 | 270 | 243 | 223 |
| General Science | 2 | 4 | 6 | 4 | 2 | 3 | 5 | 1 | 2 | 1 |
| Perspectives on Spanish America | 8 | 7 | 5 | 7 | 14 | 9 | 7 | 9 | 5 | 4 |
| Human Development | 258 | 289 | 290 | 277 | 285 | 276 | 295 | 314 | 315 | 306 |
| Intensive Special Needs* | 28 | 41 | 27 | 21 | 15 | 4 | - | - | - | - |
| Math/Computer Science | 33 | 34 | 33 | 29 | 23 | 26 | 40 | 32 | 24 | 32 |
| Moderate Special Needs* | 132 | 122 | 125 | 85 | 24 | 7 | - | - | - | - |
| Secondary Education | 152 | 146 | 160 | 123 | 143 | 148 | 155 | 161 | 169 | 175 |
| Management | | | | | | | | | | |
| Accounting | 353 | 336 | 298 | 245 | 246 | 279 | 287 | 302 | 328 | 316 |
| Accounting/Information Tech. | - | - | - | - | 4 | 7 | 9 | 4 | 6 | 6 |
| Computer Science | 61 | 63 | 62 | 63 | 73 | 52 | 28 | 14 | 16 | 15 |
| Corp. Reporting & Analysis | - | - | - | - | - | - | 32 | 25 | 18 | 16 |
| Economics | 149 | 148 | 139 | 128 | 136 | 127 | 140 | 128 | 124 | 138 |
| Finance | 743 | 783 | 797 | 732 | 665 | 679 | 717 | 763 | 760 | 805 |
| General Management | 250 | 232 | 259 | 215 | 189 | 159 | 136 | 125 | 187 | 163 |
| Human Resource Management | 59 | 62 | 54 | 30 | 45 | 39 | 37 | 38 | 31 | 34 |
| Information Systems | 94 | 136 | 159 | 181 | 176 | 128 | 85 | 50 | 32 | 30 |
| Management & Leadership | - | - | - | - | - | - | - | - | - | 15 |
| Marketing | 463 | 498 | 444 | 427 | 429 | 395 | 397 | 392 | 396 | 386 |
| Operations & Technology Mgt. | 79 | 87 | 79 | 86 | 65 | 65 | 48 | 29 | 32 | 47 |
| Nursing | | | | | | | | | | |
| | 250 | 250 | 238 | 217 | 230 | 220 | 269 | 329 | 358 | 377 |

* No longer offered as a major after 1999-2000

Note: This table includes each declared major. Students with double or triple majors are therefore counted two and three times; College of Advancing Studies students are not included in this table.

Source: Office of Student Services

UNDERGRADUATE MINORS, 2000-2006*

By School

| | 2000 | 2002 | 2003 | 2004 | 2005 | 2006 |
|------------------------------|------|-------|-------|-------|-------|-------|
| Arts & Sciences | | | | | | |
| American Studies | 10 | 22 | 25 | 24 | 17 | 15 |
| African Studies | 9 | 22 | 32 | 36 | 34 | 27 |
| Art History | 4 | 11 | 11 | 10 | 17 | 17 |
| Ancient Civilization | 1 | 12 | 7 | 15 | 14 | 20 |
| Asian Studies | 4 | 11 | 14 | 16 | 8 | 4 |
| Bioinformatics | - | - | - | - | - | 2 |
| Biopsychology | - | - | - | 2 | 3 | 3 |
| Chemistry | 6 | 26 | 31 | 56 | 43 | 35 |
| Classical Studies | 3 | 1 | - | - | 2 | 2 |
| Cognitive Sciences | 4 | 7 | 2 | - | - | - |
| Computer Science | 33 | 19 | 21 | 11 | 10 | 7 |
| Creative Writing | - | - | 1 | - | 6 | - |
| Economics | 45 | 55 | 52 | 40 | 46 | 50 |
| Environmental Studies | 68 | 37 | 32 | 52 | 63 | 64 |
| Faith, Peace, and Justice | 33 | 104 | 84 | 78 | 50 | 39 |
| Film Studies | 24 | 37 | 47 | 58 | 48 | 40 |
| French | 28 | 41 | 53 | 67 | 65 | 66 |
| General Education | 41 | 31 | 36 | 27 | 44 | 38 |
| Geology/Geophysics | 3 | 3 | 5 | 6 | 3 | 3 |
| German/Germanic Studies | 8 | 12 | 9 | 14 | 13 | 11 |
| Health Science | 25 | 22 | 21 | 21 | 20 | 9 |
| Hispanic Studies | 82 | 73 | 73 | 82 | 99 | 99 |
| History | 65 | 136 | 177 | 178 | 132 | 159 |
| Irish Studies | 5 | 6 | 12 | 8 | 9 | 7 |
| International Studies | 28 | 47 | 87 | 124 | 136 | 157 |
| Italian/Italian Studies | 12 | 13 | 25 | 21 | 22 | 27 |
| Jewish Studies | - | - | - | - | - | 5 |
| Latin American Studies | 7 | 24 | 20 | 24 | 25 | 18 |
| Linguistics | - | - | - | - | 3 | 1 |
| Mathematics | 23 | 34 | 46 | 44 | 63 | 70 |
| Mathematics/Computer Science | 2 | 1 | - | 1 | - | 2 |
| Middle Eastern Studies | 1 | 2 | 22 | 30 | 35 | 35 |
| Music | 19 | 43 | 39 | 30 | 40 | 65 |
| Philosophy | 21 | 35 | 48 | 68 | 75 | 75 |
| Physics | 3 | 3 | 2 | 4 | 8 | 15 |
| Psychology Studies | - | - | 3 | 10 | 12 | 9 |
| Russian/Eastern Europe | - | 3 | 3 | 5 | 6 | 4 |
| Scientific Computation | 3 | 5 | 4 | 5 | 3 | 5 |
| Secondary Education | 28 | 22 | 17 | 15 | 15 | 17 |
| Sociology | - | 1 | 4 | - | 5 | 19 |
| Studio Art | 18 | 37 | 45 | 53 | 37 | 45 |
| Theology | 11 | 26 | 35 | 32 | 40 | 33 |
| Women's Studies | 17 | 17 | 22 | 19 | 31 | 38 |
| Education | | | | | | |
| Hispanic Studies | 8 | 1 | - | 3 | 3 | 5 |
| Math/Elementary/Secondary | - | 3 | 7 | 7 | 12 | - |
| Organizational Studies | 31 | 33 | 26 | 30 | 30 | 37 |
| Social Work | - | - | - | - | - | 4 |
| Special Education | 28 | 50 | 55 | 46 | 41 | 32 |
| Management | | | | | | |
| Human Development | 8 | 5 | 13 | 11 | 10 | 8 |
| International Studies | 8 | 8 | 6 | - | 8 | 5 |
| Psychology/Management | 9 | 2 | 2 | 3 | 3 | 2 |
| Programs of Study | | | | | | |
| Pre-Dental | 29 | 25 | 25 | 40 | 42 | 49 |
| Pre-Law | 479 | 606 | 613 | 624 | 522 | 408 |
| Pre-Medical | 900 | 1,014 | 1,086 | 1,095 | 1,231 | 1,261 |

* 2001 data unavailable.

Source: Office of Student Services

MOST POPULAR UNDERGRADUATE MAJORS By Year

| 2000 | | 2004 | | 2005 | | 2006 | |
|-------------------|-----|-------------------|-----|-------------------|-----|-------------------|-----|
| Communication | 865 | Communication | 943 | Communications | 953 | Communications | 945 |
| English | 863 | English | 814 | English | 814 | Finance | 805 |
| Finance | 732 | Political Science | 796 | Political Science | 801 | Political Science | 777 |
| Psychology | 684 | Finance | 763 | Finance | 760 | English | 770 |
| Political Science | 626 | History | 595 | Biology | 650 | Biology | 641 |
| Economics | 510 | Biology | 581 | History | 627 | History | 618 |
| Biology | 481 | Economics | 539 | Economics | 569 | Economics | 610 |
| History | 451 | Psychology | 428 | Psychology | 425 | Psychology | 450 |
| Marketing | 427 | Marketing | 392 | Marketing | 396 | Marketing | 386 |
| Human Development | 277 | Nursing | 329 | Nursing | 358 | Nursing | 377 |

Source: Office of Student Services

Note: Data for Economics majors adjusted to reflect enrollments in both A&S and CSOM; March 7, 2007.

Disciplines* with Largest Increases in Undergraduate Majors, 1996-2006

| | 1996 | 2006 | % Change |
|----------------------------|------|------|----------|
| History | 379 | 618 | 63% |
| Art History | 37 | 66 | 78% |
| Classics | 20 | 37 | 85% |
| Physics | 33 | 62 | 88% |
| Communication | 499 | 945 | 89% |
| International Studies | 40 | 78 | 95% |
| Music | 19 | 42 | 121% |
| Theology | 47 | 113 | 140% |
| Slavic & Eastern Languages | 12 | 34 | 183% |

* Among those with at least ten or more students

MOST POPULAR UNDERGRADUATE MINORS By Year

| 2000 | | 2004 | | 2005 | | 2006 | |
|---------------------------|----|---------------------------|-----|---------------------------|-----|-----------------------|-----|
| Hispanic Studies | 82 | History | 178 | International Studies | 136 | History | 159 |
| Environmental Studies | 68 | International Studies | 124 | History | 132 | International Studies | 157 |
| History | 65 | Hispanic Studies | 82 | Hispanic Studies | 99 | Hispanic Studies | 99 |
| Economics | 45 | Faith, Peace, and Justice | 78 | Philosophy | 75 | Philosophy | 75 |
| General Education | 41 | Philosophy | 68 | French | 65 | Mathematics | 70 |
| Computer Science | 33 | French | 67 | Environmental Studies | 63 | French | 66 |
| Faith, Peace, and Justice | 33 | Film Studies | 58 | Mathematics | 63 | Music | 65 |
| Organizational Studies | 31 | Chemistry | 56 | Faith, Peace, and Justice | 50 | Environmental Studies | 64 |
| International Studies | 28 | Studio Art | 53 | Film Studies | 48 | Economics | 50 |
| French | 28 | Environmental Studies | 52 | Economics | 46 | Studio Art | 45 |
| Secondary Education | 28 | | | | | | |
| Special Education | 28 | | | | | | |

* Does not include Pre-Dental, Pre-Law, or Pre-Medical programs of study.

Source: Office of Student Services

INTERNATIONAL STUDENTS & SCHOLARS By School, 2006-2007*

| | |
|-----------------------------------|------------|
| Arts & Sciences | 95 |
| Education | 11 |
| Management | 89 |
| Nursing | 2 |
| College of Advancing Studies | 14 |
| Exchange Students - Undergraduate | 85 |
| Boston College Experience Program | 9 |
| Total Undergraduate | 305 |

| | |
|------------------------------------|------------|
| Graduate Arts & Sciences | 219 |
| Graduate Education | 81 |
| Graduate Management | 134 |
| Graduate Nursing | 3 |
| Graduate Social Work | 11 |
| Law | 14 |
| Graduate Advancing Studies | 7 |
| Graduate Exchange Students | 2 |
| Total Graduate/Professional | 471 |

| | |
|--------------------------------|------------|
| Total Enrolled Students | 776 |
| Practical Training** | 131 |
| Faculty and Research Scholars | 76 |
| Total | 983 |

* These figures do not include all students, faculty, and scholars who will arrive in spring 2007 which would add approximately 30-40 to the total international population for 2006-2007.

** Students who have graduated from Boston College and who are undertaking a period of practical training in the United States.

Source: Office of the Dean for Student Development

INTERNATIONAL STUDENTS & SCHOLARS By Class or Program, 2006-2007*

| | |
|-----------------------------------|------------|
| Freshmen | 53 |
| Sophomores | 54 |
| Juniors | 49 |
| Seniors | 45 |
| Undergraduate Exchange Students | 85 |
| Visiting Student | 10 |
| Boston College Experience Program | 9 |
| Total Undergraduate | 305 |

| | |
|------------------------------------|------------|
| Graduate/Professional | |
| M.A. | 53 |
| M.S.T. | 1 |
| M.B.A. | 51 |
| M.Ed. | 23 |
| M.S. | 68 |
| M.S.W. | 9 |
| C.A.E.S. | 2 |
| Ph.D. | 248 |
| J.D. | 14 |
| Graduate Exchange Students | 2 |
| Total Graduate/Professional | 471 |

| | |
|-------------------------------|------------|
| Practical Training** | 131 |
| Faculty and Research Scholars | 76 |
| Total | 983 |

* These figures do not include all students, faculty, and scholars who will arrive in spring 2007 which would add approximately 30-40 to the total international population for 2006-2007.

** Students who have graduated from Boston College and who are undertaking a period of practical training in the United States.

Source: Office of the Dean for Student Development

INTERNATIONAL STUDENTS & SCHOLARS By Gender and Program, 2006-2007

| | Men | Women | Total |
|-------------------------------|------------|------------|------------|
| Undergraduate | 129 | 176 | 305 |
| Graduate | 239 | 232 | 471 |
| Practical Training* | 46 | 85 | 131 |
| Faculty and Research Scholars | 49 | 27 | 76 |
| Total | 463 | 520 | 983 |

* Students who have graduated from Boston College and who are undertaking a period of practical training in the United States.

Source: Office of the Dean for Student Development

INTERNATIONAL STUDENTS BY COUNTRY

Undergraduate and Graduate, 2006-2007

| | Under-graduate | Graduate/ Professional | Total | | Under-graduate | Graduate/ Professional | Total |
|--------------------------------------|----------------|---------------------------|-------|------------------------------|----------------|---------------------------|------------|
| Argentina | 3 | - | 3 | Latvia | - | 1 | 1 |
| Armenia | - | 1 | 1 | Lebanon | - | 2 | 2 |
| Australia | 18 | 4 | 22 | Liberia | 1 | - | 1 |
| Bahrain | 3 | - | 3 | Lithuania | - | 1 | 1 |
| Belarus | - | 1 | 1 | Mexico | 6 | 3 | 9 |
| Bermuda | 1 | - | 1 | Moldova | - | 1 | 1 |
| Bolivia | 1 | 1 | 2 | Morocco | 1 | - | 1 |
| Brazil | 6 | 5 | 11 | Nepal | - | 8 | 8 |
| Bulgaria | - | 14 | 14 | Netherlands | 5 | 1 | 6 |
| Cameroon | - | 1 | 1 | Nicaragua | 1 | - | 1 |
| Canada | 19 | 32 | 51 | Nigeria | 1 | 3 | 4 |
| Chad | - | 1 | 1 | Norway | 2 | 1 | 3 |
| Chile | 1 | 1 | 2 | Pakistan | - | 2 | 2 |
| China | 3 | 130 | 133 | Panama | 3 | - | 3 |
| Colombia | 3 | 6 | 9 | Paraguay | 1 | - | 1 |
| Congo, Democratic Republic of the | - | 1 | 1 | Peru | 3 | 1 | 4 |
| | | | | Philippines | 3 | 7 | 10 |
| Czech Republic | 1 | 1 | 2 | Republic of the Congo | - | 1 | 1 |
| Denmark | 3 | - | 3 | Romania | - | 4 | 4 |
| Dominican Republic | 15 | 1 | 16 | Russia | 3 | 8 | 11 |
| Ecuador | 5 | - | 5 | Rwanda | - | 3 | 3 |
| Egypt | 1 | - | 1 | Saudi Arabia | 3 | 2 | 5 |
| El Salvador | 2 | 1 | 3 | Singapore | 8 | 6 | 14 |
| France | 20 | 6 | 26 | Slovenia | - | 1 | 1 |
| Gabon | - | 1 | 1 | South Africa | - | 2 | 2 |
| Georgia | - | 1 | 1 | Spain | 7 | 4 | 11 |
| Germany | 11 | 3 | 14 | Sweden | 5 | - | 5 |
| Ghana | 1 | 1 | 2 | Switzerland | 2 | 1 | 3 |
| Greece | 2 | - | 2 | Taiwan | 3 | 29 | 32 |
| Haiti | 1 | - | 1 | Tanzania | - | 1 | 1 |
| Hong Kong* | 4 | 3 | 7 | Thailand | 2 | 8 | 10 |
| Hungary | - | 1 | 1 | Trinidad & Tobago | 1 | 2 | 3 |
| India | 1 | 29 | 30 | Turkey | 1 | 22 | 23 |
| Indonesia | 3 | 4 | 7 | Uganda | - | 5 | 5 |
| Ireland | 9 | 4 | 13 | Ukraine | 1 | 2 | 3 |
| Israel | 3 | 5 | 8 | United Arab Emirates | 2 | - | 2 |
| Italy | 9 | 11 | 20 | United Kingdom | 17 | 5 | 22 |
| Jamaica | 2 | 2 | 4 | Uzbekistan | 2 | - | 2 |
| Japan | 6 | 16 | 22 | Venezuela | 7 | 4 | 11 |
| Jordan | 1 | - | 1 | Vietnam | - | 5 | 5 |
| Kazakhstan | 1 | 1 | 2 | Yugoslavia | 1 | - | 1 |
| Kenya | 1 | 2 | 3 | | | | |
| Korea South | 52 | 33 | 85 | Total | 305 | 471 | 776 |
| Kuwait | 1 | 1 | 2 | Countries Represented | | | 84 |

* Hong Kong remains a classified country for statistical reporting by the Institute of International Education.
Source: Office of the Dean for Student Development

UNDERGRADUATE AND GRADUATE DEGREES CONFERRED*

By Degree and Gender

| | 2001-2002 | | | 2002-2003 | | | 2003-2004 | | | 2004-2005 | | | 2005-2006 | | |
|-------------------------------|--------------|--------------|--------------|--------------|--------------|--------------|--------------|--------------|--------------|--------------|--------------|--------------|--------------|--------------|--------------|
| | Men | Women | Total | Men | Women | Total | Men | Women | Total | Men | Women | Total | Men | Women | Total |
| Undergraduate | | | | | | | | | | | | | | | |
| Arts & Sciences | | | | | | | | | | | | | | | |
| A.B. | 538 | 690 | 1,228 | 637 | 701 | 1,338 | 574 | 604 | 1,178 | 568 | 718 | 1,286 | 585 | 607 | 1,192 |
| B.S. | 76 | 81 | 157 | 82 | 52 | 134 | 90 | 67 | 157 | 84 | 81 | 165 | 102 | 86 | 188 |
| Total Arts & Sciences | 614 | 771 | 1,385 | 719 | 753 | 1,472 | 664 | 671 | 1,335 | 652 | 799 | 1,451 | 687 | 693 | 1,380 |
| Education - A.B. | 27 | 171 | 198 | 27 | 157 | 184 | 24 | 171 | 195 | 35 | 162 | 197 | 25 | 160 | 185 |
| Management - B.S. | 352 | 215 | 567 | 325 | 201 | 526 | 369 | 186 | 555 | 321 | 212 | 533 | 295 | 190 | 485 |
| Nursing - B.S. | 2 | 62 | 64 | 1 | 42 | 43 | 1 | 45 | 46 | 2 | 58 | 60 | 3 | 77 | 80 |
| Subtotal Undergraduate | | | | | | | | | | | | | | | |
| Day Degrees Conferred | 995 | 1,219 | 2,214 | 1,072 | 1,153 | 2,225 | 1,058 | 1,073 | 2,131 | 1,010 | 1,231 | 2,241 | 1,010 | 1,120 | 2,130 |
| Advancing Studies - A.B. | 56 | 41 | 97 | 42 | 46 | 88 | 48 | 44 | 92 | 37 | 63 | 100 | 49 | 50 | 99 |
| Total Undergraduate | | | | | | | | | | | | | | | |
| Degrees Conferred | 1,051 | 1,260 | 2,311 | 1,114 | 1,199 | 2,313 | 1,106 | 1,117 | 2,223 | 1,047 | 1,294 | 2,341 | 1,059 | 1,170 | 2,229 |
| Graduate | | | | | | | | | | | | | | | |
| Ph.D. | 55 | 65 | 120 | 54 | 77 | 131 | 55 | 62 | 117 | 35 | 87 | 122 | 56 | 58 | 114 |
| D.Ed. | - | - | - | 5 | 7 | 12 | 1 | 4 | 5 | 6 | 9 | 15 | 1 | - | 1 |
| M.A. | 94 | 168 | 262 | 81 | 169 | 250 | 88 | 225 | 313 | 107 | 230 | 337 | 95 | 230 | 325 |
| M.S. | 97 | 85 | 182 | 109 | 122 | 231 | 117 | 126 | 243 | 168 | 187 | 355 | 152 | 184 | 336 |
| M.Ed. | 21 | 173 | 194 | 34 | 167 | 201 | 40 | 152 | 192 | 32 | 161 | 193 | 52 | 161 | 213 |
| M.A.T. | 1 | 3 | 4 | 2 | 3 | 5 | - | 3 | 3 | 5 | 5 | 10 | 1 | 6 | 7 |
| M.S.W. | 20 | 132 | 152 | 15 | 136 | 151 | 28 | 140 | 168 | 26 | 161 | 187 | 15 | 164 | 179 |
| M.S.T. | - | 3 | 3 | - | - | - | 2 | 1 | 3 | 1 | 3 | 4 | 3 | 2 | 5 |
| M.B.A. | 193 | 97 | 290 | 160 | 90 | 250 | 157 | 99 | 256 | 174 | 78 | 252 | 181 | 89 | 270 |
| C.A.E.S. | - | 13 | 13 | 1 | 4 | 5 | 6 | 11 | 17 | 5 | 4 | 9 | 2 | 4 | 6 |
| Total Graduate | | | | | | | | | | | | | | | |
| Degrees Conferred | 481 | 739 | 1,220 | 461 | 775 | 1,236 | 494 | 823 | 1,317 | 559 | 925 | 1,484 | 558 | 898 | 1,456 |
| Professional | | | | | | | | | | | | | | | |
| J.D. | 150 | 118 | 268 | 115 | 158 | 273 | 130 | 145 | 275 | 124 | 133 | 257 | 136 | 156 | 292 |
| Total Graduate | | | | | | | | | | | | | | | |
| and Professional | | | | | | | | | | | | | | | |
| Degrees Conferred | 631 | 857 | 1,488 | 576 | 933 | 1,509 | 624 | 968 | 1,592 | 683 | 1,058 | 1,741 | 694 | 1,054 | 1,748 |
| Total Degrees | | | | | | | | | | | | | | | |
| Conferred | 1,682 | 2,117 | 3,799 | 1,690 | 2,132 | 3,822 | 1,730 | 2,085 | 3,815 | 1,730 | 2,352 | 4,082 | 1,753 | 2,224 | 3,977 |

* August, December, and May graduations combined

Source: Office of Student Services

UNDERGRADUATE DEGREES CONFERRED*

By Degree and Number of Majors

| | 2001-2002 | 2002-2003 | 2003-2004 | 2004-2005 | 2005-2006 |
|--|--------------|--------------|--------------|--------------|--------------|
| College of Arts & Sciences | | | | | |
| A.B. | | | | | |
| Single Major | 1032 | 1117 | 964 | 991 | 923 |
| Double Major | 192 | 220 | 213 | 294 | 267 |
| Triple Major | 4 | 1 | 1 | 1 | 2 |
| Total A.B. Degrees | 1,228 | 1,338 | 1,178 | 1,286 | 1,192 |
| B.S. | | | | | |
| Single Major | 142 | 125 | 134 | 144 | 167 |
| Double Major | 15 | 9 | 23 | 20 | 21 |
| Triple Major | - | - | - | 1 | - |
| Total B.S. Degrees | 157 | 134 | 157 | 165 | 188 |
| Total College of Arts & Sciences | 1,385 | 1,472 | 1,335 | 1,451 | 1,380 |
| Lynch School of Education - A.B. | | | | | |
| Single Major | 41 | 40 | 40 | 50 | 43 |
| Double Major | 157 | 144 | 154 | 145 | 141 |
| Triple Major | - | - | 1 | 2 | 1 |
| Total Lynch School of Education | 198 | 184 | 195 | 197 | 185 |
| Carroll School of Management - B.S. | | | | | |
| Single Major | 346 | 312 | 299 | 306 | 250 |
| Double Major | 221 | 205 | 248 | 219 | 222 |
| Triple Major | - | 9 | 8 | 8 | 13 |
| Total Carroll School of Management | 567 | 526 | 555 | 533 | 485 |
| Connell School of Nursing | | | | | |
| Single Major | 63 | 42 | 46 | 60 | 80 |
| Double Major | 1 | 1 | - | - | - |
| Total Connell School of Nursing | 64 | 43 | 46 | 60 | 80 |
| Subtotal-Undergraduate Day Degrees Conferred | 2,214 | 2,225 | 2,131 | 2,241 | 2,130 |
| Woods College of Advancing Studies - A.B. | | | | | |
| Single Major | 97 | 86 | 88 | 98 | 97 |
| Double Major | - | 2 | 4 | 2 | 2 |
| Triple Major | - | - | - | - | - |
| Total Woods College of Advancing Studies | 97 | 88 | 92 | 100 | 99 |
| Total Undergraduate Degrees Conferred | 2,311 | 2,313 | 2,223 | 2,341 | 2,229 |

* August, December, and May graduations combined.
Source: Office of Student Services

UNDERGRADUATE DEGREES CONFERRED By Major*

| | 2001-2002 | 2002-2003 | 2003-2004 | 2004-2005 | 2005-2006 |
|--|--------------|--------------|--------------|--------------|--------------|
| Accounting | 66 | 89 | 99 | 100 | 93 |
| Accounting/Information Technology | - | 1 | 3 | 1 | - |
| Art History | 10 | 14 | 15 | 14 | 10 |
| Biochemistry | 21 | 15 | 17 | 29 | 23 |
| Biology | 88 | 81 | 94 | 106 | 144 |
| Chemistry | 18 | 23 | 26 | 19 | 15 |
| Child in Society | 5 | - | 1 | 2 | - |
| Classics | 4 | 3 | 2 | 4 | 4 |
| Communication | 227 | 240 | 192 | 248 | 205 |
| Computer Science | 58 | 57 | 48 | 26 | 24 |
| Corporate Reporting & Analysis | - | - | 1 | 5 | - |
| Early Childhood Education | 13 | 12 | 9 | 13 | 4 |
| Economics | 147 | 143 | 145 | 130 | 132 |
| Elementary Education | 64 | 58 | 78 | 69 | 72 |
| English | 211 | 232 | 199 | 182 | 183 |
| Environmental Geosciences | 19 | 8 | 7 | 7 | 6 |
| Film Studies | 7 | 4 | 7 | 9 | 7 |
| Finance | 208 | 206 | 221 | 234 | 233 |
| French | 11 | 7 | 9 | 10 | 4 |
| Geology | - | - | - | - | 2 |
| Geophysics | 2 | - | - | - | - |
| Geology/Geophysics | 1 | - | 2 | - | - |
| German | - | 3 | - | 2 | 1 |
| Hispanic Studies | 6 | 8 | 7 | 10 | 10 |
| History | 125 | 145 | 143 | 145 | 164 |
| Human Development | 79 | 75 | 81 | 86 | 80 |
| Independent | 1 | 1 | - | - | - |
| Information Systems | 43 | 32 | 18 | 15 | 8 |
| International Studies | 14 | 12 | 12 | 19 | 30 |
| Italian | - | 2 | 1 | - | 1 |
| Linguistics | 1 | 1 | - | 3 | - |
| Management | 18 | 21 | 15 | 13 | 9 |
| Marketing | 160 | 124 | 135 | 126 | 111 |
| Mathematics | 22 | 32 | 28 | 44 | 36 |
| Mathematics/Computer Science | 3 | - | - | 1 | - |
| Music | 5 | 4 | 4 | 3 | 7 |
| Nursing | 64 | 43 | 46 | 60 | 80 |
| Operations Management | 14 | 16 | 15 | 6 | 4 |
| Organizational Studies/Human Resource Management | 12 | 6 | 6 | 6 | 7 |
| Philosophy | 35 | 62 | 49 | 56 | 44 |
| Physics | 7 | 6 | 13 | 6 | 8 |
| Political Science | 130 | 121 | 121 | 146 | 142 |
| Psychology | 155 | 151 | 133 | 125 | 109 |
| Russian | 1 | - | 1 | - | - |
| Secondary Education | 24 | 29 | 26 | 26 | 21 |
| Slavic Studies | - | - | - | 1 | - |
| Sociology | 53 | 87 | 61 | 68 | 53 |
| Studio Art | 9 | 6 | 4 | 14 | 4 |
| Theatre | 21 | 14 | 10 | 21 | 20 |
| Theology | 22 | 21 | 27 | 31 | 20 |
| Total** | 2,204 | 2,215 | 2,131 | 2,241 | 2,130 |

* Double and triple majors counted by first major

** Woods College of Advancing Studies majors are not included in this total.

Source: Office of Student Services

UNDERGRADUATE DEGREES CONFERRED By School and Major*

| | 2003-2004 | | | | | | 2004-2005 | | | | | | 2005-2006 | | | | | |
|---|--------------|------------|------------|------------|-----------|--------------|--------------|------------|------------|------------|-----------|--------------|--------------|------------|------------|------------|-----------|--------------|
| | A&S | | Ed | Mgt | Nurs | Total | A&S | | Ed | Mgt | Nurs | Total | A&S | | Ed | Mgt | Nurs | Total |
| | A.B. | B.S. | A.B. | B.S. | B.S. | | A.B. | B.S. | A.B. | B.S. | B.S. | | A.B. | B.S. | A.B. | B.S. | B.S. | |
| Accounting | - | - | - | 99 | - | 99 | - | - | - | 100 | - | 100 | - | - | - | 93 | - | 93 |
| Accounting/Information Tech | - | - | - | 3 | - | 3 | - | - | - | 1 | - | 1 | - | - | - | - | - | - |
| Art History | 15 | - | - | - | - | 15 | 14 | - | - | - | - | 14 | 10 | - | - | - | - | 10 |
| Biochemistry | - | 17 | - | - | - | 17 | - | 29 | - | - | - | 29 | - | 23 | - | - | - | 23 |
| Biology | 9 | 85 | - | - | - | 94 | 12 | 94 | - | - | - | 106 | 19 | 125 | - | - | - | 144 |
| Chemistry | - | 26 | - | - | - | 26 | - | 19 | - | - | - | 19 | - | 15 | - | - | - | 15 |
| Child in Society | - | - | 1 | - | - | 1 | - | - | 2 | - | - | 2 | - | - | - | - | - | - |
| Classics | 2 | - | - | - | - | 2 | 4 | - | - | - | - | 4 | 4 | - | - | - | - | 4 |
| Communication | 192 | - | - | - | - | 192 | 248 | - | - | - | - | 248 | 205 | - | - | - | - | 205 |
| Computer Science | 27 | 7 | - | 14 | - | 48 | 16 | 10 | - | - | - | 26 | 12 | 9 | - | 3 | - | 24 |
| Corporate Reporting & Analysis | - | - | - | 1 | - | 1 | - | - | - | 5 | - | 5 | - | - | - | - | - | - |
| Early Childhood Education | - | - | 9 | - | - | 9 | - | - | 13 | - | - | 13 | - | - | 4 | - | - | 4 |
| Economics | 117 | - | - | 28 | - | 145 | 103 | - | - | 27 | - | 130 | 115 | - | - | 17 | - | 132 |
| Elementary Education | - | - | 78 | - | - | 78 | - | - | 69 | - | - | 69 | - | - | 72 | - | - | 72 |
| English | 199 | - | - | - | - | 199 | 182 | - | - | - | - | 182 | 181 | - | 2 | - | - | 183 |
| Environmental Geosciences | - | 7 | - | - | - | 7 | - | 7 | - | - | - | 7 | - | 6 | - | - | - | 6 |
| Film Studies | 7 | - | - | - | - | 7 | 9 | - | - | - | - | 9 | 7 | - | - | - | - | 7 |
| Finance | - | - | - | 221 | - | 221 | - | - | - | 234 | - | 234 | - | - | - | 233 | - | 233 |
| French | 9 | - | - | - | - | 9 | 10 | - | - | - | - | 10 | 4 | - | - | - | - | 4 |
| Geology | - | - | - | - | - | - | - | - | - | - | - | - | - | 2 | - | - | - | 2 |
| Geophysics | - | - | - | - | - | - | - | - | - | - | - | - | - | - | - | - | - | - |
| Geology/Geophysics | - | 2 | - | - | - | 2 | - | - | - | - | - | - | - | - | - | - | - | - |
| German | - | - | - | - | - | - | 2 | - | - | - | - | 2 | 1 | - | - | - | - | 1 |
| Hispanic Studies | 7 | - | - | - | - | 7 | 10 | - | - | - | - | 10 | 10 | - | - | - | - | 10 |
| History | 143 | - | - | - | - | 143 | 145 | - | - | - | - | 145 | 158 | - | 6 | - | - | 164 |
| Human Development | - | - | 81 | - | - | 81 | - | - | 86 | - | - | 86 | - | - | 80 | - | - | 80 |
| Independent | - | - | - | - | - | - | - | - | - | - | - | - | - | - | - | - | - | - |
| Information Systems | - | - | - | 18 | - | 18 | - | - | - | 15 | - | 15 | - | - | - | 8 | - | 8 |
| International Studies | 12 | - | - | - | - | 12 | 19 | - | - | - | - | 19 | 30 | - | - | - | - | 30 |
| Italian | 1 | - | - | - | - | 1 | - | - | - | - | - | - | 1 | - | - | - | - | 1 |
| Linguistics | - | - | - | - | - | - | 3 | - | - | - | - | 3 | - | - | - | - | - | - |
| Management | - | - | - | 15 | - | 15 | - | - | - | 13 | - | 13 | - | - | - | 9 | - | 9 |
| Marketing | - | - | - | 135 | - | 135 | - | - | - | 126 | - | 126 | - | - | - | 111 | - | 111 |
| Mathematics | 28 | - | - | - | - | 28 | 44 | - | - | - | - | 44 | 36 | - | - | - | - | 36 |
| Mathematics/Computer Science | - | - | - | - | - | - | - | - | 1 | - | - | 1 | - | - | - | - | - | - |
| Music | 4 | - | - | - | - | 4 | 3 | - | - | - | - | 3 | 7 | - | - | - | - | 7 |
| Nursing | - | - | - | - | 46 | 46 | - | - | - | - | 60 | 60 | - | - | - | - | 80 | 80 |
| Operations Management | - | - | - | 15 | - | 15 | - | - | - | 6 | - | 6 | - | - | - | 4 | - | 4 |
| Organizational Studies/Human Resource Management | - | - | - | 6 | - | 6 | - | - | - | 6 | - | 6 | - | - | - | 7 | - | 7 |
| Philosophy | 49 | - | - | - | - | 49 | 56 | - | - | - | - | 56 | 44 | - | - | - | - | 44 |
| Physics | - | 13 | - | - | - | 13 | - | 6 | - | - | - | 6 | - | 8 | - | - | - | 8 |
| Political Science | 121 | - | - | - | - | 121 | 146 | - | - | - | - | 146 | 142 | - | - | - | - | 142 |
| Psychology | 133 | - | - | - | - | 133 | 125 | - | - | - | - | 125 | 109 | - | - | - | - | 109 |
| Russian | 1 | - | - | - | - | 1 | - | - | - | - | - | - | - | - | - | - | - | - |
| Secondary Education | - | - | 26 | - | - | 26 | - | - | 26 | - | - | 26 | - | - | 21 | - | - | 21 |
| Slavic Studies | - | - | - | - | - | - | 1 | - | - | - | - | 1 | - | - | - | - | - | - |
| Sociology | 61 | - | - | - | - | 61 | 68 | - | - | - | - | 68 | 53 | - | - | - | - | 53 |
| Studio Art | 4 | - | - | - | - | 4 | 14 | - | - | - | - | 14 | 4 | - | - | - | - | 4 |
| Theatre | 10 | - | - | - | - | 10 | 21 | - | - | - | - | 21 | 20 | - | - | - | - | 20 |
| Theology | 27 | - | - | - | - | 27 | 31 | - | - | - | - | 31 | 20 | - | - | - | - | 20 |
| Total** | 1,178 | 157 | 195 | 555 | 46 | 2,131 | 1,286 | 165 | 197 | 533 | 60 | 2,241 | 1,192 | 188 | 185 | 485 | 80 | 2,130 |

* Double and triple majors counted by first major

** Woods College of Advancing Studies majors are not included in this total.

Source: Office of Student Services

GRADUATE DEGREES CONFERRED, 2005-2006*

By School, Degree, Primary Field and Gender

| | Doctorates | | | Master's/Certificates/J.D. | | | Total | | |
|--|------------|-----------|------------|----------------------------|------------|--------------|------------|--------------|--------------|
| | Men | Women | Total | Men | Women | Total | Men | Women | Total |
| Graduate School of Arts & Sciences | | | | | | | | | |
| Humanities | | | | | | | | | |
| American Studies | - | - | - | - | - | - | - | - | - |
| Classics | - | - | - | - | - | - | - | - | - |
| English | 2 | 2 | 4 | 7 | 24 | 31 | 9 | 26 | 35 |
| History | 1 | 5 | 6 | 3 | 8 | 11 | 4 | 13 | 17 |
| Latin & Greek | - | - | - | - | - | - | - | - | - |
| Linguistics | - | - | - | - | - | - | - | - | - |
| Pastoral Ministry | - | - | - | 10 | 27 | 37 | 10 | 27 | 37 |
| Philosophy | 7 | 1 | 8 | 13 | 3 | 16 | 20 | 4 | 24 |
| Theology & Education | 2 | 1 | 3 | - | - | - | 2 | 1 | 3 |
| Romance Languages | - | 3 | 3 | 3 | 15 | 18 | 3 | 18 | 21 |
| Russian | - | - | - | - | - | - | - | - | - |
| Slavic Studies | - | - | - | - | - | - | - | - | - |
| Theology | 8 | 4 | 12 | 11 | 5 | 16 | 19 | 9 | 28 |
| Social Sciences | | | | | | | | | |
| Economics | 7 | 4 | 11 | 9 | 7 | 16 | 16 | 11 | 27 |
| Political Science | 6 | - | 6 | 11 | 4 | 15 | 17 | 4 | 21 |
| Psychology | - | 6 | 6 | 1 | 6 | 7 | 1 | 12 | 13 |
| Sociology | 1 | 1 | 2 | 2 | 5 | 7 | 3 | 6 | 9 |
| Sciences | | | | | | | | | |
| Biology | - | 2 | 2 | 3 | 2 | 5 | 3 | 4 | 7 |
| Chemistry | 5 | - | 5 | 2 | 2 | 4 | 7 | 2 | 9 |
| Geology/Geophysics | - | - | - | 5 | 3 | 8 | 5 | 3 | 8 |
| Mathematics | - | - | - | - | 4 | 4 | - | 4 | 4 |
| Physics | 4 | - | 4 | 1 | - | 1 | 5 | - | 5 |
| Total - Graduate A&S | 43 | 29 | 72 | 81 | 115 | 196 | 124 | 144 | 268 |
| Lynch Graduate School of Education | | | | | | | | | |
| Counseling/Counseling Psychology | 1 | 4 | 5 | 14 | 64 | 78 | 15 | 68 | 83 |
| Curriculum & Instruction & Sp Ed | 4 | 2 | 6 | 41 | 152 | 193 | 45 | 154 | 199 |
| Developmental/Educational Psych | - | 3 | 3 | 2 | 24 | 26 | 2 | 27 | 29 |
| Educ. Research/Measurement/Evaluation | - | 1 | 1 | 1 | 2 | 3 | 1 | 3 | 4 |
| Higher Education Administration | 1 | 6 | 7 | 9 | 34 | 43 | 10 | 40 | 50 |
| Religious Education | - | - | - | 4 | 7 | 11 | 4 | 7 | 11 |
| Educational Administration | 2 | 4 | 6 | 11 | 9 | 20 | 13 | 13 | 26 |
| Professional School Administration Program | - | 1 | 1 | 1 | 3 | 4 | 1 | 4 | 5 |
| Total - Graduate Education | 8 | 21 | 29 | 83 | 295 | 378 | 91 | 316 | 407 |
| Carroll Graduate School of Management | | | | | | | | | |
| Business Administration | - | - | - | 181 | 89 | 270 | 181 | 89 | 270 |
| Finance | 3 | 1 | 4 | 60 | 22 | 82 | 63 | 23 | 86 |
| Organizational Studies | 1 | 1 | 2 | 3 | 1 | 4 | 4 | 2 | 6 |
| Accounting | - | - | - | 37 | 60 | 97 | 37 | 60 | 97 |
| Total - Graduate Management | 4 | 2 | 6 | 281 | 172 | 453 | 285 | 174 | 459 |
| Connell Graduate School of Nursing | | | | | | | | | |
| Nursing | - | 4 | 4 | 3 | 63 | 66 | 3 | 67 | 70 |
| Graduate School of Social Work | | | | | | | | | |
| Social Work | 2 | 2 | 4 | 15 | 164 | 179 | 17 | 166 | 183 |
| Woods College of Advancing Studies | | | | | | | | | |
| Administrative Studies | - | - | - | 38 | 31 | 69 | 38 | 31 | 69 |
| Law School - Law (J.D.) | | | | | | | | | |
| | - | - | - | 136 | 156 | 292 | 136 | 156 | 292 |
| Total Graduate & Professional Degrees | 57 | 58 | 115 | 637 | 996 | 1,633 | 694 | 1,054 | 1,748 |

* August, December and May graduations combined.
Source: Office of Student Services

UNDERGRADUATE FINANCIAL AID, 2001-2006

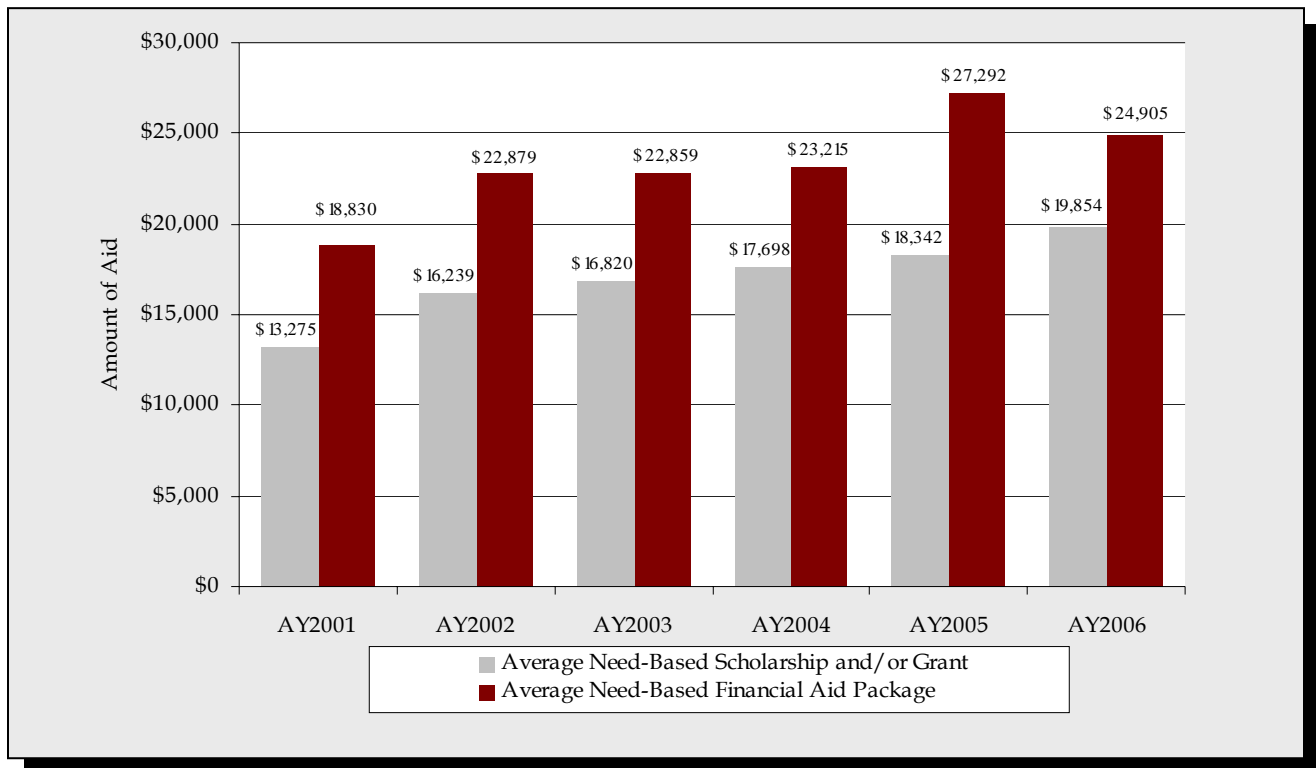
Dollars Awarded

| | 2001 | 2002 | 2003 | 2004 | 2005 | 2006 |
|---|---------------------|---------------------|---------------------|---------------------|---------------------|---------------------|
| Undergraduates (All) Receiving: | | | | | | |
| Need-Based Financial Aid | 42% | 37% | 38% | 42% | 40% | 40% |
| Financial Assistance of All Types* | 71% | 71% | 70% | 71% | 70% | 69% |
| | | | | | | |
| Average Need-Based Scholarship and/or Grant | \$13,275 | \$16,239 | \$16,820 | \$17,698 | \$18,342 | \$19,854 |
| Average Need-Based Financial Aid Package** | \$18,830 | \$22,879 | \$22,859 | \$23,215 | \$27,292 | \$24,905 |
| | | | | | | |
| Undergraduate Scholarships and Grants: | | | | | | |
| University | \$49,745,196 | \$53,350,054 | \$55,242,758 | \$62,096,910 | \$66,198,613 | \$69,725,574 |
| Federal | \$3,840,815 | \$4,235,202 | \$4,174,670 | \$4,221,850 | \$4,355,236 | \$3,959,266 |
| State | \$2,038,684 | \$2,121,486 | \$1,839,217 | \$1,583,459 | \$1,589,085 | \$1,538,125 |
| Total Scholarships and Grants*** | \$55,624,695 | \$59,706,742 | \$61,256,645 | \$67,902,219 | \$72,142,934 | \$75,222,965 |

* Includes all sources (institutional, private, state, and federal) of assistance made available by Boston College in the form of loans, work, grants, and scholarships. ** Awarded package may include loans, work, grants, and scholarships. *** Does not include employee tuition remission benefits. Source: Office of Enrollment Management

AVERAGE NEED-BASED FINANCIAL AID, 2001-2006

All Undergraduates



UNDERGRADUATE STUDENT GRADUATION AND RETENTION RATES* Freshman Matriculants

| | Transfer Rate (transfer out in good standing) | Graduation Rate (150% of normal time) | Overall Retention Rate |
|-----------|--|--|------------------------|
| Fall 1999 | 5% | 91% | 96% |
| Fall 1998 | 4% | 89% | 93% |
| Fall 1997 | 4% | 89% | 93% |
| Fall 1996 | 5% | 87% | 92% |
| Fall 1995 | 4% | 87% | 91% |

* "Retention Rate" is the "graduation rate" plus the "transfer out rate" of students to another college and is based on the national standard of six years after matriculation.
Source: Office of Institutional Research

COMPETITIVE FELLOWSHIPS AND AWARDS, 1996-2006 Received by Undergraduates

| Award | Total Number Received |
|--|--------------------------|
| J. William Fulbright Grant (Undergraduate)..... | 96 |
| Freeman/ ASIA Scholarship..... | 22 |
| National Security Education Program Fellowship | 17 |
| Barry M. Goldwater Scholarship..... | 14 |
| Beckman Scholarship..... | 13 |
| Harry S. Truman Scholarship..... | 10 |
| Rotary International Ambassadorial Scholarship | 6 |
| Andrew Mellon Scholarship..... | 5 |
| National Science Foundation Graduate Research Fellowship | 5 |
| Beinecke Memorial Scholarship..... | 4 |
| George C. Marshall Scholarship..... | 3 |
| Institute for International Public Policy Fellowship | 3 |
| The Rhodes Scholarship..... | 2 |
| Thomas Pickering Scholarship..... | 2 |
| Gates-Cambridge Scholarship..... | 2 |
| James Madison Scholarship..... | 1 |
| Winston Churchill Scholarship..... | 1 |
| Pamela Harriman Foreign Service Fellowship..... | 1 |

Source: University Fellowship Committee

ALUMNI & DEVELOPMENT

ALUMNI ASSOCIATION NATIONAL BOARD OF DIRECTORS 2006-2007

Kenneth D. Pierce '79
President

Thomas F. Flannery '81
Treasurer

Dineen A. Riviezzo '89
Secretary

John S. Buckley '66
Chair, Council of Past Presidents

William C. McInnes, S. J. '44, GA&S '51
Chaplain

Diolinda B. Abilheira '62
Director

Robert E. Burke '69, M.A. '70
Director

Kathleen M. Comerford '82
Director

Claudia de la Cruz '85
Director

Jeremiah T. Doyle '87
Director

Fran Dubrowski NC '70
Director

Douglas R. Flutie '85
Director

Gerald B. Healy '63
Director

Lisa Millora '99, LGSOE '01
Director

Kimberly A. O'Neil '97
Director

Susan Budassi Sheehy '69
Director

Richard P. Quinlan '80, LAW '84
Director

Vincent J. Quealy, Jr. '75
Director

Delores T. Wesley '83
Director

Data as of November 2006
Source: Alumni Association

ALUMNI ASSOCIATION Regional Chapters

| | | |
|--|---|---|
| Arizona Phoenix | Georgia Atlanta | North Carolina Charlotte |
| California Los Angeles Northern CA Orange County San Diego | Illinois Chicago | Triangle |
| Colorado Denver | Indiana Indianapolis | Ohio Cleveland |
| Connecticut Fairfield County Hartford | Maine Baltimore | Pennsylvania Philadelphia Western PA |
| District of Columbia Washington | Maryland Boston | Rhode Island |
| Florida Central Miami Palm Beach Sarasota Southwest Tampa Bay | Massachusetts Cape Cod Western MA | South Carolina |
| | Minnesota St. Louis | Texas Dallas |
| | Missouri St. Louis | Tennessee Nashville |
| | New Hampshire | Virginia |
| | New Jersey | Washington Seattle |
| | New York New York City Northeastern NY Westchester County | Wisconsin |
| | | Great Britain |
| | | Greece |

Source: Alumni Association

2006 Achievement Awards

The William V. McKenney Award
Robert C. Reardon '63, MS '66

Awards of Excellence

Arts & Humanities
Kathleen Hickey Barrie NC '72

Commerce
John H. Griffin, Jr. '82

Education
Kenneth K. Quigley, Jr. '79

Health
Rev. Edward J. Phillips, MM '68

Law
Joan Lukey JD '74

Public Service
Mark L. O'Connell MSW '68

Religion
Maryanne Patricia Confoy, RSC Ph.D. '81

Science
Walter J. Arabasz '64

Young Alumni Achievement Award
William J. Driscoll, Jr. '05

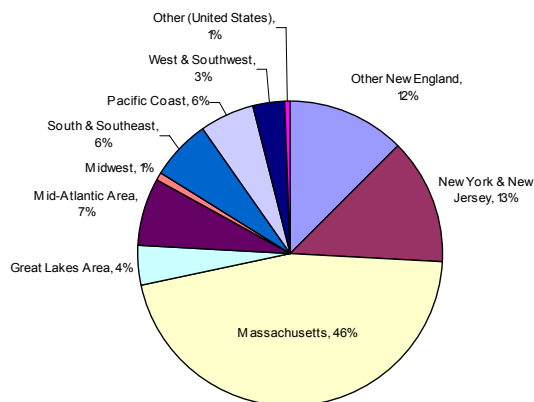
ALUMNI GEOGRAPHIC DISTRIBUTION Fall 2006

| | | | |
|---------------------------|--------|--------------------------|----------------|
| Alabama | 164 | Montana | 94 |
| Alaska | 99 | Nebraska | 139 |
| American Samoa | 1 | Nevada | 191 |
| Arizona | 765 | New Hampshire | 3,749 |
| Arkansas | 54 | New Jersey | 6,196 |
| Armed Forces - California | 23 | New Mexico | 232 |
| Armed Forces - Florida | 11 | New York | 12,026 |
| Armed Forces - New York | 61 | North Carolina | 1,286 |
| California | 6,686 | North Dakota | 20 |
| Colorado | 1,032 | Northern Mariana Islands | 1 |
| Connecticut | 7,407 | Ohio | 1,391 |
| Delaware | 229 | Oklahoma | 104 |
| District of Columbia | 1,009 | Oregon | 438 |
| Florida | 4,558 | Pennsylvania | 3,173 |
| Georgia | 1,244 | Puerto Rico | 419 |
| Guam | 16 | Rhode Island | 2,861 |
| Hawaii | 294 | South Carolina | 398 |
| Idaho | 74 | South Dakota | 30 |
| Illinois | 2,434 | Tennessee | 296 |
| Indiana | 324 | Texas | 1,671 |
| Iowa | 128 | Utah | 131 |
| Kansas | 169 | Vermont | 787 |
| Kentucky | 205 | Virgin Islands | 38 |
| Louisiana | 255 | Virginia | 2,797 |
| Maine | 2,099 | Washington | 919 |
| Maryland | 2,579 | West Virginia | 69 |
| Massachusetts | 62,575 | Wisconsin | 517 |
| Michigan | 837 | Wyoming | 41 |
| Minnesota | 687 | Total U.S. | 136,600 |
| Mississippi | 47 | Foreign Nations | 2,639 |
| Missouri | 520 | Other | 6,863 |
| | | Total Alumni | 146,102 |

Summary

| | |
|---------------------------------------|----------------|
| Total Massachusetts | 62,575 |
| Other New England States | |
| Connecticut | 7,407 |
| Maine | 2,099 |
| New Hampshire | 3,749 |
| Rhode Island | 2,861 |
| Vermont | 787 |
| Total Other New England States | 16,903 |
| Total New England | 79,478 |
| Total Outside New England | 66,624 |
| Total Alumni | 146,102 |

Data as of September 2006
Source: Information Services, University Relations



Great Lakes Area: IL, MI, MN, OH, WI

Mid-Atlantic Area: DE, DC, MD, PA, VA, WV

Midwest: IA, IN, KS, MO, NE

Other New England: CT, ME, NH, RI, VT

South & Southeast: AL, AR, FL, GA, KY, LA, MS, NC, SC, TN

Pacific Coast: CA, OR, WA

West & Southwest: AZ, CO, ID, MT, NV, NM, ND, OK, SD, TX, UT, WY

Other (United States): AK, HI, Guam, American Samoa, Northern Mariana Islands, Puerto Rico, US Virgin Islands

LIVING ALUMNI

By Primary School and Class, Fall 2006

| Class | A&S | Ed. | Mgt. | Nursing | Adv. Stds.* | Newton College | Grad. A&S | Grad. Mgt. | Grad. Ed.** | Grad. Nurs.** | Grad. Adv. Stds. | Social Work | Law | Weston Theo. | Hon. Deg. | EX*** Alum. | Total |
|-------|-----|-----|------|---------|-------------|----------------|-----------|------------|-------------|---------------|------------------|-------------|-----|--------------|-----------|-------------|-------|
| 1920 | 1 | - | - | - | - | - | - | - | - | - | - | - | - | - | - | - | 1 |
| 1923 | - | - | - | - | - | - | - | - | - | - | - | - | - | - | - | - | 2 |
| 1925 | 1 | - | - | - | - | - | - | - | - | - | - | - | - | - | - | - | 1 |
| 1926 | - | - | - | - | - | - | - | - | - | - | - | - | - | 1 | - | - | 1 |
| 1927 | 1 | - | - | - | - | - | 3 | - | - | - | - | - | - | 3 | - | - | 7 |
| 1928 | 1 | - | - | - | - | - | - | - | - | - | - | - | - | 1 | - | 1 | 3 |
| 1929 | 3 | - | - | - | - | - | - | - | - | - | - | - | - | - | - | 1 | 4 |
| 1930 | 2 | - | - | - | - | - | 3 | - | - | - | - | - | - | - | - | 2 | 7 |
| 1931 | 3 | - | - | - | 1 | - | 1 | - | - | - | - | - | - | - | - | 4 | 9 |
| 1932 | 6 | - | - | - | 1 | - | - | - | 2 | - | - | - | - | - | - | 7 | 16 |
| 1933 | 13 | - | - | - | 1 | - | 3 | - | 1 | - | - | - | - | 1 | - | 2 | 21 |
| 1934 | 17 | - | - | - | 4 | - | 4 | - | - | - | - | - | 1 | - | - | 7 | 33 |
| 1935 | 16 | - | - | - | 6 | - | 7 | - | 2 | - | - | - | 5 | 2 | - | 7 | 45 |
| 1936 | 26 | - | - | - | 7 | - | 4 | - | 1 | - | - | - | - | 1 | 1 | 2 | 42 |
| 1937 | 40 | - | - | - | 6 | - | 3 | - | - | - | - | - | 7 | 1 | 1 | 6 | 64 |
| 1938 | 35 | - | - | - | 9 | - | 3 | - | 1 | - | - | 3 | 3 | - | - | 6 | 60 |
| 1939 | 56 | - | - | - | 7 | - | 7 | - | 1 | - | - | 2 | 4 | 1 | - | 16 | 94 |
| 1940 | 67 | - | - | - | 4 | - | 5 | - | - | - | - | 3 | 2 | - | - | 7 | 88 |
| 1941 | 58 | - | - | - | 12 | - | 4 | - | 1 | 1 | - | 4 | 2 | - | - | 5 | 87 |
| 1942 | 77 | - | 12 | - | 7 | - | 7 | - | 2 | - | - | 5 | 1 | 1 | - | 13 | 125 |
| 1943 | 83 | - | 20 | - | 11 | - | 3 | - | - | - | - | 4 | 6 | - | - | 17 | 144 |
| 1944 | 62 | - | 23 | - | 3 | - | 2 | - | - | - | - | 3 | 3 | 1 | - | 21 | 118 |
| 1945 | 57 | - | 13 | - | 7 | - | 1 | - | 1 | - | - | 2 | 1 | 1 | - | 75 | 158 |
| 1946 | 10 | - | - | - | 12 | - | 7 | - | 2 | - | - | 7 | 5 | - | - | 21 | 64 |
| 1947 | 59 | - | 10 | - | 7 | - | 9 | - | 5 | - | - | 14 | 6 | 2 | - | 24 | 136 |
| 1948 | 83 | - | 38 | - | 10 | - | 12 | - | 2 | - | - | 14 | 12 | 2 | - | 2 | 175 |
| 1949 | 224 | - | 53 | 14 | 23 | - | 20 | - | 1 | - | - | 15 | 24 | 2 | - | 7 | 383 |
| 1950 | 504 | - | 163 | 18 | 13 | 22 | 27 | - | 6 | - | - | 18 | 38 | 6 | - | 19 | 834 |
| 1951 | 498 | - | 216 | 25 | 32 | 23 | 33 | - | 13 | - | - | 15 | 48 | 3 | 1 | 26 | 933 |
| 1952 | 332 | - | 211 | 49 | 29 | 26 | 28 | - | 8 | - | - | 16 | 45 | 1 | - | 22 | 767 |
| 1953 | 292 | - | 184 | 55 | 35 | 33 | 40 | - | 25 | - | - | 23 | 34 | 1 | 5 | 24 | 751 |
| 1954 | 247 | - | 175 | 80 | 36 | 19 | 53 | - | 33 | - | - | 23 | 36 | 1 | 4 | 59 | 766 |
| 1955 | 220 | - | 162 | 101 | 51 | 35 | 51 | - | 31 | - | - | 18 | 30 | 4 | 2 | 20 | 725 |
| 1956 | 258 | 119 | 223 | 89 | 54 | 34 | 55 | - | 25 | - | - | 21 | 40 | 6 | 4 | 49 | 977 |
| 1957 | 265 | 86 | 208 | 97 | 45 | 45 | 46 | - | 29 | - | - | 20 | 41 | 4 | 2 | 49 | 937 |
| 1958 | 313 | 118 | 273 | 142 | 49 | 52 | 55 | - | 45 | 1 | - | 14 | 40 | 3 | 5 | 81 | 1,191 |
| 1959 | 317 | 104 | 280 | 126 | 56 | 70 | 49 | - | 31 | 5 | - | 22 | 53 | 11 | 1 | 73 | 1,198 |
| 1960 | 280 | 116 | 301 | 176 | 103 | 92 | 59 | 1 | 88 | 5 | - | 24 | 48 | 16 | 3 | 24 | 1,336 |
| 1961 | 248 | 77 | 253 | 139 | 55 | 93 | 73 | 6 | 42 | 11 | - | 29 | 63 | 30 | 2 | 25 | 1,146 |
| 1962 | 295 | 119 | 222 | 162 | 74 | 118 | 42 | 17 | 33 | 4 | - | 33 | 77 | 21 | 4 | 39 | 1,260 |
| 1963 | 437 | 160 | 299 | 148 | 52 | 134 | 120 | 26 | 84 | 13 | - | 25 | 65 | 24 | 2 | 31 | 1,620 |
| 1964 | 442 | 170 | 317 | 121 | 63 | 179 | 105 | 19 | 66 | 13 | - | 41 | 70 | 27 | 4 | 46 | 1,683 |
| 1965 | 404 | 173 | 329 | 138 | 68 | 129 | 111 | 28 | 88 | 6 | - | 44 | 95 | 35 | 2 | 47 | 1,697 |

LIVING ALUMNI

By Primary School and Class, Fall 2006 (Continued)

| Class | A&S | Ed. | Mgt. | Nursing | Adv. Stds.* | Newton College | Grad. A&S | Grad. Mgt. | Grad. Ed.** | Grad. Nurs.** | Adv. Stds. | Social Work | Weston Law | Weston Theo. | Hon. Deg. | EX*** | Total |
|--------------|---------------|--------------|---------------|--------------|--------------|----------------|--------------|--------------|---------------|---------------|------------|--------------|--------------|--------------|------------|--------------|----------------|
| 1966 | 419 | 168 | 321 | 195 | 58 | 153 | 121 | 32 | 103 | 6 | - | 45 | 104 | 31 | 5 | 38 | 1,799 |
| 1967 | 440 | 188 | 358 | 168 | 65 | 142 | 234 | 46 | 128 | 13 | - | 52 | 86 | 27 | 2 | 41 | 1,990 |
| 1968 | 525 | 272 | 393 | 136 | 52 | 181 | 156 | 45 | 158 | 17 | - | 46 | 109 | 27 | 4 | 41 | 2,162 |
| 1969 | 513 | 233 | 381 | 111 | 75 | 182 | 232 | 32 | 217 | 24 | - | 46 | 130 | 32 | 2 | 53 | 2,263 |
| 1970 | 509 | 220 | 344 | 138 | 81 | 198 | 204 | 92 | 219 | 21 | - | 51 | 108 | 1 | 5 | 39 | 2,230 |
| 1971 | 507 | 272 | 370 | 156 | 59 | 172 | 201 | 69 | 252 | 29 | - | 83 | 136 | - | 3 | 44 | 2,353 |
| 1972 | 605 | 279 | 381 | 133 | 67 | 235 | 253 | 57 | 261 | 17 | - | 82 | 167 | 19 | 2 | 51 | 2,609 |
| 1973 | 600 | 247 | 312 | 151 | 67 | 232 | 216 | 58 | 238 | 27 | - | 76 | 190 | - | 2 | 35 | 2,451 |
| 1974 | 939 | 318 | 374 | 151 | 75 | 201 | 187 | 60 | 155 | 49 | - | 90 | 199 | - | 4 | 37 | 2,839 |
| 1975 | 893 | 289 | 318 | 202 | 94 | 207 | 220 | 68 | 246 | 51 | - | 102 | 170 | - | 5 | 11 | 2,876 |
| 1976 | 1,127 | 354 | 485 | 218 | 74 | 5 | 234 | 74 | 271 | 42 | - | 97 | 200 | - | 3 | 8 | 3,192 |
| 1977 | 1,013 | 291 | 446 | 161 | 68 | - | 184 | 67 | 175 | 49 | - | 99 | 215 | - | 3 | 9 | 2,780 |
| 1978 | 1,207 | 251 | 454 | 167 | 90 | - | 192 | 76 | 206 | 67 | - | 87 | 190 | - | 1 | 2 | 2,990 |
| 1979 | 1,097 | 217 | 499 | 197 | 100 | - | 155 | 107 | 218 | 57 | - | 108 | 215 | - | 3 | 8 | 2,981 |
| 1980 | 1,174 | 171 | 468 | 202 | 90 | - | 158 | 115 | 229 | 79 | - | 115 | 222 | - | 2 | 5 | 3,030 |
| 1981 | 1,165 | 206 | 561 | 170 | 90 | - | 165 | 122 | 244 | 73 | - | 87 | 231 | - | 2 | 8 | 3,124 |
| 1982 | 1,235 | 193 | 555 | 175 | 103 | - | 151 | 119 | 254 | 101 | - | 89 | 207 | - | 2 | 8 | 3,192 |
| 1983 | 1,256 | 168 | 561 | 184 | 130 | - | 133 | 113 | 195 | 73 | - | 130 | 223 | - | 3 | 2 | 3,171 |
| 1984 | 1,362 | 143 | 536 | 140 | 123 | - | 133 | 123 | 178 | 40 | - | 113 | 232 | - | 2 | 10 | 3,135 |
| 1985 | 1,150 | 140 | 573 | 140 | 132 | - | 152 | 132 | 204 | 53 | 1 | 92 | 254 | - | 5 | 6 | 3,034 |
| 1986 | 1,251 | 151 | 582 | 149 | 126 | - | 155 | 134 | 210 | 48 | - | 124 | 219 | - | 6 | 3 | 3,158 |
| 1987 | 1,297 | 141 | 571 | 139 | 125 | - | 185 | 122 | 174 | 57 | - | 116 | 242 | - | - | 4 | 3,173 |
| 1988 | 1,296 | 160 | 542 | 123 | 94 | - | 166 | 184 | 214 | 73 | - | 114 | 231 | - | 4 | 3 | 3,204 |
| 1989 | 1,408 | 181 | 538 | 89 | 108 | - | 144 | 180 | 230 | 64 | - | 118 | 219 | - | 2 | 9 | 3,290 |
| 1990 | 1,383 | 167 | 508 | 87 | 137 | - | 181 | 189 | 259 | 66 | - | 102 | 209 | - | 6 | 6 | 3,300 |
| 1991 | 1,341 | 153 | 582 | 77 | 168 | - | 171 | 222 | 256 | 50 | - | 111 | 267 | - | 2 | 4 | 3,404 |
| 1992 | 1,529 | 192 | 593 | 79 | 187 | - | 256 | 268 | 245 | 59 | - | 126 | 232 | - | 2 | 6 | 3,774 |
| 1993 | 1,301 | 186 | 499 | 108 | 146 | - | 226 | 244 | 280 | 51 | - | 158 | 267 | - | 1 | 2 | 3,469 |
| 1994 | 1,257 | 192 | 525 | 96 | 146 | - | 225 | 208 | 349 | 45 | - | 159 | 253 | - | 4 | 5 | 3,464 |
| 1995 | 1,412 | 188 | 601 | 89 | 126 | - | 148 | 195 | 240 | 54 | - | 185 | 253 | - | 3 | 2 | 3,496 |
| 1996 | 1,303 | 275 | 553 | 122 | 115 | - | 214 | 293 | 208 | 50 | - | 169 | 237 | - | 4 | 3 | 3,546 |
| 1997 | 1,368 | 160 | 632 | 78 | 140 | - | 189 | 174 | 326 | 55 | - | 207 | 243 | - | 2 | 3 | 3,577 |
| 1998 | 1,379 | 204 | 576 | 81 | 131 | - | 164 | 270 | 296 | 36 | 14 | 205 | 244 | - | 4 | 2 | 3,606 |
| 1999 | 1,212 | 182 | 566 | 50 | 99 | - | 174 | 289 | 300 | 32 | 39 | 187 | 231 | - | 5 | 5 | 3,371 |
| 2000 | 1,379 | 223 | 642 | 67 | 109 | - | 169 | 290 | 308 | 48 | 47 | 164 | 249 | - | 4 | 10 | 3,709 |
| 2001 | 1,392 | 202 | 569 | 45 | 102 | - | 152 | 258 | 306 | 46 | 34 | 165 | 222 | - | 3 | 5 | 3,501 |
| 2002 | 1,348 | 194 | 565 | 62 | 92 | - | 176 | 327 | 253 | 39 | 23 | 143 | 238 | - | 3 | 5 | 3,468 |
| 2003 | 1,476 | 182 | 522 | 42 | 88 | - | 166 | 324 | 277 | 41 | 39 | 134 | 238 | - | - | 10 | 3,539 |
| 2004 | 1,322 | 191 | 533 | 47 | 117 | - | 146 | 298 | 317 | 51 | 38 | 157 | 248 | - | 1 | 24 | 3,490 |
| 2005 | 1,407 | 184 | 530 | 59 | 56 | - | 98 | 307 | 127 | 30 | 35 | 171 | 223 | - | - | - | 3,227 |
| 2006 | 1,320 | 121 | 452 | 77 | 103 | - | 155 | 366 | 284 | 66 | 38 | 175 | 265 | - | 3 | 1 | 3,426 |
| Total | 52,470 | 9,691 | 24,356 | 6,741 | 5,161 | 3,012 | 8,396 | 6,846 | 10,279 | 2,008 | 308 | 5,342 | 9,523 | 350 | 162 | 1,457 | 146,102 |

* Formerly known as the Evening College.

** Prior to June 1994, graduate degrees in Education and Nursing were granted by the Graduate School of Arts & Sciences.

*** EX Alumni are individuals who attended Boston College without graduating.

Note: Alumni who received more than one degree from Boston College are counted by their primary (or first received) degree only.

Data as of September 2006.

Source: Information Services, University Relations

LIVING ALUMNI By Gender and Class, Fall 2006

| Class | Women | Men | Total | Class | Women | Men | Total |
|-------|-------|-------|-------|--------------|---------------|---------------|----------------|
| 1920 | - | 1 | 1 | 1965 | 568 | 1,129 | 1,697 |
| 1923 | - | 2 | 2 | 1966 | 682 | 1,117 | 1,799 |
| 1925 | - | 1 | 1 | 1967 | 729 | 1,261 | 1,990 |
| 1926 | - | 1 | 1 | 1968 | 784 | 1,378 | 2,162 |
| 1927 | 3 | 4 | 7 | 1969 | 849 | 1,414 | 2,263 |
| 1928 | - | 3 | 3 | 1970 | 907 | 1,323 | 2,230 |
| 1929 | - | 4 | 4 | 1971 | 963 | 1,390 | 2,353 |
| 1930 | 3 | 4 | 7 | 1972 | 1,064 | 1,545 | 2,609 |
| 1931 | 3 | 6 | 9 | 1973 | 1,064 | 1,387 | 2,451 |
| 1932 | 2 | 14 | 16 | 1974 | 1,333 | 1,506 | 2,839 |
| 1933 | 4 | 17 | 21 | 1975 | 1,551 | 1,325 | 2,876 |
| 1934 | 7 | 26 | 33 | 1976 | 1,651 | 1,541 | 3,192 |
| 1935 | 14 | 31 | 45 | 1977 | 1,518 | 1,262 | 2,780 |
| 1936 | 10 | 32 | 42 | 1978 | 1,530 | 1,460 | 2,990 |
| 1937 | 5 | 59 | 64 | 1979 | 1,643 | 1,338 | 2,981 |
| 1938 | 12 | 48 | 60 | 1980 | 1,686 | 1,344 | 3,030 |
| 1939 | 13 | 81 | 94 | 1981 | 1,744 | 1,380 | 3,124 |
| 1940 | 10 | 78 | 88 | 1982 | 1,851 | 1,341 | 3,192 |
| 1941 | 14 | 73 | 87 | 1983 | 1,937 | 1,234 | 3,171 |
| 1942 | 11 | 114 | 125 | 1984 | 1,813 | 1,322 | 3,135 |
| 1943 | 13 | 131 | 144 | 1985 | 1,814 | 1,220 | 3,034 |
| 1944 | 8 | 110 | 118 | 1986 | 1,859 | 1,299 | 3,158 |
| 1945 | 11 | 147 | 158 | 1987 | 1,932 | 1,241 | 3,173 |
| 1946 | 20 | 44 | 64 | 1988 | 1,879 | 1,325 | 3,204 |
| 1947 | 27 | 109 | 136 | 1989 | 1,955 | 1,335 | 3,290 |
| 1948 | 25 | 150 | 175 | 1990 | 1,898 | 1,402 | 3,300 |
| 1949 | 56 | 327 | 383 | 1991 | 1,958 | 1,446 | 3,404 |
| 1950 | 82 | 752 | 834 | 1992 | 2,098 | 1,676 | 3,774 |
| 1951 | 105 | 828 | 933 | 1993 | 2,023 | 1,446 | 3,469 |
| 1952 | 118 | 649 | 767 | 1994 | 1,935 | 1,529 | 3,464 |
| 1953 | 160 | 591 | 751 | 1995 | 1,991 | 1,505 | 3,496 |
| 1954 | 184 | 582 | 766 | 1996 | 1,932 | 1,614 | 3,546 |
| 1955 | 217 | 508 | 725 | 1997 | 1,979 | 1,598 | 3,577 |
| 1956 | 307 | 670 | 977 | 1998 | 2,045 | 1,561 | 3,606 |
| 1957 | 269 | 668 | 937 | 1999 | 1,895 | 1,476 | 3,371 |
| 1958 | 386 | 805 | 1,191 | 2000 | 2,082 | 1,627 | 3,709 |
| 1959 | 354 | 844 | 1,198 | 2001 | 1,939 | 1,562 | 3,501 |
| 1960 | 503 | 833 | 1,336 | 2002 | 1,903 | 1,565 | 3,468 |
| 1961 | 406 | 740 | 1,146 | 2003 | 1,943 | 1,596 | 3,539 |
| 1962 | 482 | 778 | 1,260 | 2004 | 1,930 | 1,560 | 3,490 |
| 1963 | 595 | 1,025 | 1,620 | 2005 | 1,809 | 1,418 | 3,227 |
| 1964 | 618 | 1,065 | 1,683 | 2006 | 1,897 | 1,529 | 3,426 |
| | | | | Total | 73,620 | 72,482 | 146,102 |

GIFTS TO THE UNIVERSITY*

Total Private Gift Support

| Source | 2001-02 | 2002-03 | 2003-04 | 2004-05 | 2005-06 |
|--------------------|---------------------|---------------------|---------------------|---------------------|---------------------|
| Alumni | \$29,222,612 | \$31,147,060 | \$35,694,098 | \$38,135,630 | \$39,576,493 |
| Parents | \$11,046,981 | \$8,011,022 | \$9,172,496 | \$8,306,400 | \$7,655,813 |
| Friends | \$2,685,530 | \$3,893,493 | \$2,562,671 | \$5,338,523 | \$5,030,062 |
| Corporations | \$4,805,765 | \$5,808,748 | \$7,650,284 | \$5,331,752 | \$6,225,582 |
| Matching Gifts | \$1,657,407 | \$1,583,587 | \$1,659,672 | \$1,986,236 | \$1,643,011 |
| Foundations | \$5,778,952 | \$4,035,535 | \$8,005,241 | \$9,673,922 | \$15,246,686 |
| Associations | \$1,429,344 | \$810,845 | \$627,329 | \$1,288,076 | \$1,032,250 |
| Total Gifts | \$56,626,591 | \$55,290,290 | \$65,371,792 | \$70,060,540 | \$76,409,897 |

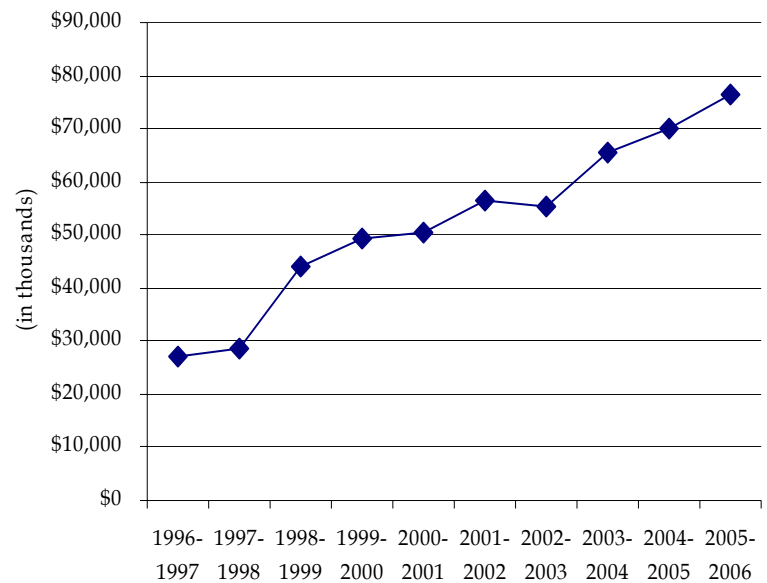
* Gifts represent cash received during the fiscal year, which runs from June 1 to May 31.

Data as of June 2006.

Source: Information Services, University Relations

TOTAL PRIVATE GIFT SUPPORT FY97 THROUGH FY06

In the past 10 years, gifts from Alumni have increased 183%.



INDIVIDUAL DONORS*

By Giving Club

| Giving Club | Level of Gift | 2001-2002** | 2002-2003** | 2003-2004** | 2004-2005** | 2005-2006** |
|--------------------------------|-----------------|---------------|---------------|---------------|---------------|---------------|
| Gasson Society | \$10,000+ | 626 | 652 | 690 | 719 | 1,126 |
| President's Circle | \$5,000-\$9,999 | 500 | 515 | 548 | 534 | 727 |
| FIDES Patron | \$2,500-\$4,999 | 548 | 621 | 691 | 770 | 1,079 |
| FIDES | \$1,000-\$2,499 | 2,408 | 2,344 | 2,521 | 2,486 | 3,025 |
| Tower Builders | \$500-\$999 | 1,507 | 1,897 | 1,423 | 1,737 | 2,201 |
| John Bapst Associates | \$250-\$499 | 3,086 | 3,071 | 3,205 | 2,972 | 3,732 |
| McElroy Associates | \$100-\$249 | 8,361 | 8,961 | 9,662 | 9,241 | 11,249 |
| Other Annual Fund | \$1-\$99 | 15,515 | 17,924 | 17,816 | 15,762 | 15,756 |
| Total Individual Donors | | 32,551 | 35,985 | 36,556 | 34,221 | 38,895 |

* Includes alumni, parents, and friends. Excludes corporations and foundations.

** Includes donors who qualify for Fides and President's Circle through the Young Fides and Matching Gift Programs.

Data as of September 2006

Source: Information Services, University Relations

ALUMNI DONORS

By Primary School and Class, 2005-2006

| Class | A&S | Ed. | Mgt. | Nursing | Stds.* | College | Adv. Newton | Grad. A&S | Grad. Mgt. | Grad. Ed.** | Grad. Nurs.** | Grad. Adv. Stds. | Social Work | Law | Weston Theo. | Hon. Degrees | EX*** | Alumni | Total |
|-------|-----|-----|------|---------|--------|---------|-------------|-----------|------------|-------------|---------------|------------------|-------------|-----|--------------|--------------|-------|--------|-------|
| 1929 | 2 | - | - | - | - | - | - | - | - | - | - | - | - | - | - | - | - | - | 2 |
| 1930 | 2 | - | - | - | - | - | - | - | - | - | - | - | - | - | - | - | - | - | 2 |
| 1931 | 1 | - | - | - | - | - | - | - | - | - | - | - | - | - | - | - | - | - | 1 |
| 1932 | 2 | - | - | - | - | - | - | - | - | - | - | - | - | - | - | - | - | 1 | 3 |
| 1933 | 5 | - | - | - | - | - | - | - | - | - | - | - | - | - | - | - | - | - | 5 |
| 1934 | 8 | - | - | - | - | - | - | - | - | - | - | - | - | - | - | - | - | 1 | 9 |
| 1935 | 5 | - | - | - | - | - | - | - | - | - | - | - | - | - | - | - | - | - | 5 |
| 1936 | 12 | - | - | - | - | - | - | - | - | - | - | - | - | - | - | - | - | 1 | 13 |
| 1937 | 10 | - | - | - | - | - | - | - | - | - | - | - | - | - | - | - | - | - | 10 |
| 1938 | 9 | - | - | - | - | - | - | - | - | - | - | - | - | - | - | - | - | 1 | 10 |
| 1939 | 19 | - | - | - | 1 | - | 1 | - | - | - | - | - | 1 | 1 | 1 | - | - | 3 | 27 |
| 1940 | 28 | - | - | - | - | - | 1 | - | - | - | - | - | 1 | 2 | - | - | - | 1 | 33 |
| 1941 | 17 | - | - | - | 1 | - | - | - | - | 1 | - | - | 1 | - | - | - | - | 2 | 22 |
| 1942 | 27 | - | 3 | - | 1 | - | 1 | - | - | - | - | - | 4 | - | - | - | - | - | 36 |
| 1943 | 26 | - | 8 | - | 1 | - | - | - | - | - | - | - | 1 | 1 | - | - | - | 3 | 40 |
| 1944 | 29 | - | 11 | - | 1 | - | - | - | - | - | - | - | - | - | - | - | - | 4 | 45 |
| 1945 | 31 | - | 5 | - | - | - | - | - | - | - | - | - | 1 | 1 | - | - | - | 12 | 50 |
| 1946 | 3 | - | - | - | - | - | 1 | - | 1 | - | - | - | - | 1 | - | - | - | 3 | 9 |
| 1947 | 12 | - | 3 | - | 2 | - | 2 | - | 1 | - | - | - | 4 | 2 | - | - | - | 3 | 29 |
| 1948 | 27 | - | 15 | - | 3 | - | 3 | - | 1 | - | - | - | 8 | 3 | - | - | - | - | 60 |
| 1949 | 95 | - | 14 | 2 | 5 | - | 3 | - | - | - | - | - | 3 | 6 | - | - | - | - | 128 |
| 1950 | 166 | - | 60 | 3 | 3 | 8 | 5 | - | 3 | - | - | - | 3 | 10 | 1 | - | - | 4 | 266 |
| 1951 | 209 | - | 96 | 4 | 9 | 5 | 6 | - | 4 | - | - | - | 3 | 16 | - | - | - | 6 | 358 |
| 1952 | 107 | - | 79 | 16 | 6 | 8 | 4 | - | - | - | - | - | 4 | 14 | - | - | - | 5 | 243 |
| 1953 | 105 | - | 58 | 18 | 10 | 8 | 9 | - | 7 | - | - | - | 5 | 9 | - | - | - | 5 | 234 |
| 1954 | 92 | - | 60 | 22 | 9 | 6 | 13 | - | 7 | - | - | - | 4 | 12 | - | - | - | 7 | 232 |
| 1955 | 87 | - | 54 | 32 | 13 | 5 | 8 | - | 9 | - | - | - | 2 | 7 | 1 | - | - | 4 | 222 |
| 1956 | 113 | 68 | 98 | 39 | 9 | 17 | 11 | - | 5 | - | - | - | 4 | 10 | - | - | - | 11 | 385 |
| 1957 | 82 | 28 | 53 | 30 | 14 | 8 | 8 | - | 8 | - | - | - | 2 | 16 | - | - | - | 9 | 258 |
| 1958 | 79 | 39 | 75 | 41 | 8 | 14 | 12 | - | 13 | - | - | - | 5 | 14 | - | - | - | 7 | 307 |
| 1959 | 93 | 34 | 75 | 42 | 14 | 11 | 5 | - | 8 | 1 | - | - | 9 | 13 | 1 | - | - | 1 | 307 |
| 1960 | 98 | 39 | 82 | 41 | 19 | 22 | 6 | 2 | 18 | 2 | - | - | 7 | 16 | 1 | - | - | 3 | 356 |
| 1961 | 62 | 27 | 89 | 44 | 10 | 11 | 14 | 2 | 7 | 2 | - | - | 9 | 23 | 1 | - | - | 4 | 305 |
| 1962 | 74 | 34 | 52 | 52 | 16 | 22 | 4 | 3 | 7 | - | - | - | 13 | 15 | 1 | - | - | 7 | 300 |
| 1963 | 125 | 46 | 67 | 32 | 12 | 23 | 20 | 8 | 10 | 1 | - | - | 7 | 30 | - | - | - | 4 | 385 |
| 1964 | 132 | 56 | 79 | 43 | 11 | 34 | 20 | 5 | 6 | 2 | - | - | 14 | 19 | - | - | - | 5 | 426 |
| 1965 | 103 | 50 | 76 | 36 | 8 | 16 | 17 | 3 | 12 | 3 | - | - | 16 | 29 | 1 | - | - | 4 | 374 |
| 1966 | 132 | 39 | 93 | 61 | 11 | 30 | 23 | 8 | 18 | 1 | - | - | 10 | 33 | 2 | 1 | - | - | 462 |
| 1967 | 140 | 49 | 94 | 53 | 12 | 29 | 38 | 9 | 17 | 2 | - | - | 12 | 27 | 3 | - | - | 6 | 491 |
| 1968 | 145 | 69 | 98 | 35 | 12 | 33 | 24 | 12 | 28 | 7 | - | - | 12 | 37 | - | 1 | - | 5 | 518 |
| 1969 | 142 | 61 | 95 | 35 | 17 | 38 | 35 | 8 | 35 | 5 | - | - | 19 | 45 | 2 | - | - | 6 | 543 |

ALUMNI DONORS By Primary School and Class, 2005-2006 (Continued)

| Class | Adv. Newton Grad. Grad. Grad. Grad. Grad. Social | | | | | | | | | | Weston | | Hon. | | EX*** | Total | |
|--------------|--|--------------|--------------|--------------|------------|------------|--------------|--------------|--------------|------------|------------|------------|--------------|-----------|----------|------------|---------------|
| | A&S | Ed. | Mgt. | Nursing | Stds.* | College | A&S | Mgt. | Ed.** | Nurs.** | Adv. Stds. | Work | Law | Theo. | | | Degrees |
| 1970 | 135 | 57 | 77 | 38 | 15 | 51 | 29 | 13 | 25 | 4 | - | 10 | 32 | 1 | - | 1 | 488 |
| 1971 | 148 | 88 | 104 | 43 | 11 | 41 | 34 | 14 | 37 | 12 | - | 13 | 43 | - | - | 2 | 590 |
| 1972 | 173 | 79 | 85 | 31 | 10 | 37 | 40 | 14 | 58 | 6 | - | 21 | 60 | - | - | 6 | 620 |
| 1973 | 158 | 67 | 65 | 43 | 11 | 38 | 38 | 15 | 44 | 5 | - | 17 | 56 | - | - | 5 | 562 |
| 1974 | 278 | 74 | 85 | 35 | 17 | 36 | 43 | 11 | 28 | 9 | - | 13 | 65 | - | - | 3 | 697 |
| 1975 | 212 | 74 | 69 | 53 | 14 | 30 | 28 | 18 | 44 | 9 | - | 15 | 61 | - | - | - | 627 |
| 1976 | 311 | 82 | 151 | 56 | 16 | - | 27 | 25 | 50 | 10 | - | 24 | 58 | - | - | 1 | 811 |
| 1977 | 257 | 68 | 127 | 42 | 22 | - | 22 | 13 | 35 | 10 | - | 20 | 86 | - | - | 1 | 703 |
| 1978 | 315 | 49 | 135 | 45 | 14 | - | 29 | 25 | 41 | 9 | - | 6 | 65 | - | - | - | 733 |
| 1979 | 271 | 58 | 149 | 47 | 14 | - | 22 | 33 | 36 | 12 | - | 30 | 66 | - | - | - | 738 |
| 1980 | 293 | 49 | 146 | 54 | 11 | - | 28 | 27 | 38 | 16 | - | 21 | 57 | - | - | 2 | 742 |
| 1981 | 337 | 58 | 196 | 60 | 18 | - | 23 | 32 | 41 | 13 | - | 16 | 71 | - | - | - | 865 |
| 1982 | 303 | 41 | 155 | 51 | 29 | - | 16 | 32 | 37 | 15 | - | 24 | 65 | - | - | 1 | 769 |
| 1983 | 303 | 39 | 150 | 44 | 19 | - | 16 | 29 | 32 | 16 | - | 23 | 54 | - | - | - | 725 |
| 1984 | 291 | 27 | 155 | 24 | 27 | - | 22 | 19 | 23 | 8 | - | 16 | 62 | - | - | 1 | 675 |
| 1985 | 240 | 28 | 137 | 32 | 24 | - | 16 | 25 | 31 | 11 | 1 | 11 | 66 | - | - | 3 | 625 |
| 1986 | 316 | 39 | 184 | 42 | 21 | - | 21 | 18 | 23 | 6 | - | 16 | 55 | - | 1 | - | 742 |
| 1987 | 270 | 36 | 144 | 25 | 22 | - | 30 | 25 | 20 | 12 | - | 13 | 73 | - | - | 1 | 671 |
| 1988 | 246 | 28 | 135 | 20 | 15 | - | 19 | 31 | 18 | 15 | - | 16 | 51 | - | - | 1 | 595 |
| 1989 | 225 | 44 | 119 | 18 | 15 | - | 15 | 32 | 30 | 8 | - | 13 | 50 | - | - | 3 | 572 |
| 1990 | 264 | 32 | 128 | 11 | 17 | - | 29 | 24 | 29 | 13 | - | 11 | 60 | - | - | - | 618 |
| 1991 | 253 | 36 | 131 | 11 | 25 | - | 19 | 41 | 31 | 4 | - | 16 | 58 | - | - | - | 625 |
| 1992 | 229 | 24 | 110 | 15 | 21 | - | 26 | 49 | 31 | 11 | - | 13 | 41 | - | 1 | - | 571 |
| 1993 | 174 | 21 | 84 | 12 | 13 | - | 26 | 45 | 38 | 6 | - | 13 | 63 | - | - | - | 495 |
| 1994 | 147 | 36 | 88 | 10 | 17 | - | 21 | 36 | 40 | 6 | - | 11 | 51 | - | - | - | 463 |
| 1995 | 167 | 15 | 89 | 6 | 17 | - | 18 | 30 | 24 | 5 | - | 15 | 48 | - | - | - | 434 |
| 1996 | 175 | 22 | 93 | 19 | 15 | - | 15 | 39 | 27 | 9 | - | 13 | 41 | - | - | - | 468 |
| 1997 | 131 | 17 | 86 | 8 | 14 | - | 19 | 27 | 34 | 6 | - | 11 | 38 | - | - | - | 391 |
| 1998 | 161 | 24 | 64 | 9 | 18 | - | 13 | 40 | 28 | 3 | - | 8 | 37 | - | - | - | 405 |
| 1999 | 115 | 23 | 56 | 2 | 10 | - | 12 | 32 | 18 | 2 | 4 | 9 | 31 | - | - | 1 | 315 |
| 2000 | 111 | 22 | 76 | 5 | 8 | - | 8 | 31 | 22 | 5 | 4 | 5 | 31 | - | - | 2 | 330 |
| 2001 | 167 | 26 | 89 | 2 | 8 | - | 10 | 34 | 17 | 8 | 3 | 11 | 43 | - | 1 | - | 419 |
| 2002 | 140 | 19 | 76 | 7 | 12 | - | 10 | 33 | 21 | 2 | 4 | 7 | 34 | - | - | - | 365 |
| 2003 | 138 | 21 | 61 | 3 | 3 | - | 14 | 44 | 24 | 5 | 5 | 6 | 12 | - | - | 2 | 338 |
| 2004 | 103 | 9 | 57 | 5 | 14 | - | 14 | 38 | 20 | 4 | 4 | 11 | 45 | - | 1 | 4 | 329 |
| 2005 | 128 | 18 | 50 | 8 | 6 | - | 5 | 33 | 9 | - | 5 | 11 | 33 | - | - | - | 306 |
| 2006 | 360 | 27 | 147 | 20 | 10 | - | 2 | 81 | 1 | 3 | 1 | 1 | 99 | - | - | - | 752 |
| Total | 10,701 | 2,116 | 5,645 | 1,637 | 811 | 581 | 1,073 | 1,168 | 1,330 | 325 | 31 | 694 | 2,373 | 16 | 6 | 178 | 28,685 |

* Formerly known as the Evening College.

** Prior to June 1994, graduate degrees in Education and Nursing were granted by the Graduate School of Arts & Sciences.

*** EX Alumni are individuals who attended Boston College without graduating.

Note: Alumni who received more than one degree from Boston College are counted by their primary degree only. These figures include donors with soft dollar credit. Deceased alumni are included.

Data as of September 2006.

Source: Information Services, University Relations

PHYSICAL PLANT

BUILDINGS RELATED TO BOSTON COLLEGE OPERATIONS

Location and Primary Use, Spring 2006

| Name | Location | Primary Use | Date Constructed or Acquired | Gross Square Footage ¹ |
|--|------------------------------|---------------------------------|---------------------------------|--------------------------------------|
| Alumni House..... | 885 Centre St..... | Administrative | 1974..... | 15,638 |
| Alumni Stadium | 2604 Beacon St..... | Sports | 1957..... | 447,300 |
| Bapst Library..... | Middle Campus | Library | 1928..... | 69,623 |
| Barat House | 885 Centre St..... | Administrative | 1974..... | 25,392 |
| Bea House ² | 176 Commonwealth Ave..... | Jesuit Residence..... | 1965 | 4,685 |
| Botolph House..... | 18 Old Colony Rd | Administrative | 1967..... | 7,136 |
| Bourneuf House..... | 84 College Rd..... | Administrative | 1985..... | 4,460 |
| Thea Bowman AHANA Center | 72 College Rd..... | Administrative | 1970..... | 3,528 |
| Brock House | 78 College Rd..... | Administrative | 1972..... | 4,146 |
| Campion Hall..... | Middle Campus | Academic & Administrative | 1955..... | 112,491 |
| Canisius House ² | 67 Lee Rd..... | Jesuit Residence..... | 1966..... | 3,761 |
| Carney Hall..... | Middle Campus | Academic & Administrative | 1962..... | 101,059 |
| Cheverus Hall | 127 Hammond St | Student Residence..... | 1960..... | 32,102 |
| Claver Hall..... | 40 Tudor Rd..... | Student Residence..... | 1955..... | 16,702 |
| Connolly Carriage House..... | 300 Hammond St | Academic..... | 1975..... | 7,035 |
| Connolly Faculty Center..... | 300 Hammond St | Academic..... | 1975..... | 13,799 |
| Connors Family Retreat & Conference Center | Dover, MA | Auxiliary Svcs/ Admin..... | 2004..... | 65,230 |
| Connors Family Retreat & Conference Center Annex | Dover, MA | Auxiliary Svcs/ Admin..... | 2004..... | 5,514 |
| Connors Family Retreat & Conference Center Caretaker House..... | Dover, MA | Residence..... | 2004..... | 2,214 |
| Connors Family Retreat & Conference Center Garage | Dover, MA | Garage..... | 2004..... | 2,026 |
| Silvio O. Conte Forum | 2601 Beacon St..... | Sports & Administrative | 1988..... | 270,506 |
| John M. Corcoran Commons | 60 St. Thomas More Rd..... | Student Services | 1994..... | 63,736 |
| Cottage and Garages..... | 885 Centre St..... | Residence..... | 1974..... | 4,342 |
| Cushing Hall | Middle Campus | Academic & Administrative | 1960..... | 65,141 |
| Cushing House..... | 885 Centre St..... | Student Residence..... | 1974..... | 25,709 |
| Daly House ² | 262 Beacon St..... | Jesuit Residence..... | 1981..... | 5,584 |
| Devlin Hall..... | Middle Campus | Academic & Administrative | 1924..... | 90,823 |
| Donaldson House..... | 90 College Rd..... | Administrative | 1975..... | 3,910 |
| Duchesne East/West..... | 885 Centre St..... | Student Residence..... | 1974..... | 53,513 |
| Edmonds Hall | 200 St. Thomas More Dr | Student Residence..... | 1975..... | 245,078 |
| Faber House..... | 102 College Rd..... | Academic..... | 1938..... | 3,081 |
| Fenwick Hall | 46 Tudor Rd..... | Student Residence..... | 1960..... | 49,087 |
| Fitzpatrick Hall | 137 Hammond St | Student Residence..... | 1960..... | 38,749 |
| Wm. J. Flynn Student Recreation Complex | 2603 Beacon St..... | Sports & Administrative | 1972..... | 118,267 |
| Fulton Hall..... | Middle Campus | Academic & Administrative | 1948..... | 126,088 |
| Gabelli Hall..... | 80 Commonwealth Ave | Student Residence..... | 1988..... | 69,844 |
| Garages..... | Brighton Campus..... | TBA..... | 2004..... | 15,408 |
| Gasson Hall..... | Middle Campus | Academic & Administrative | 1913..... | 72,638 |
| Gonzaga Hall..... | 149 Hammond St | Student Residence..... | 1958..... | 54,138 |
| Greycliff Hall..... | 2051 Commonwealth Ave..... | Student Residence..... | 1969..... | 12,318 |
| Gymnasium | Brighton Campus..... | TBA..... | 2004..... | 11,122 |
| Haley Carriage House | 47 Stone Ave..... | Child Care Center | 1969..... | 5,081 |
| Haley House..... | 314 Hammond St | Academic & Administrative | 1969..... | 9,294 |
| Hardey House..... | 885 Centre St..... | Student Residence..... | 1974..... | 40,152 |
| Heffernan House & Garage | 110 College Rd..... | Administrative | 1997..... | 4,756 |
| Higgins Hall | Middle Campus | Academic & Administrative | 1966..... | 234,722 |

BUILDINGS RELATED TO BOSTON COLLEGE OPERATIONS

Location and Primary Use, Spring 2006 (Continued)

| Name | Location | Primary Use | Date Constructed or Acquired | Gross Square Footage ¹ |
|--|------------------------|--------------------------------|------------------------------|-----------------------------------|
| Hopkins House | 116 College Rd. | Administrative | 1968 | 4,274 |
| Hovey House | 258 Hammond St | Academic & Administrative | 1971 | 11,148 |
| Ignacio Hall | 100 Commonwealth Ave. | Student Res/ Administrative | 1973 | 121,542 |
| Kenny-Cottle Library | 885 Centre St | Library | 1974 | 53,014 |
| Keyes North/South | 885 Centre St | Student Residence | 1974 | 65,266 |
| Kostka Hall | 149 Hammond St | Student Residence | 1957 | 30,704 |
| Law East Wing | 885 Centre St | Academic | 1999 | 49,109 |
| Law Library | 885 Centre St | Library | 1996 | 83,017 |
| Lawrence House | 122 College Rd. | Administrative | 1968 | 3,681 |
| Loyola Hall | 42 Tudor Rd. | Student Residence | 1955 | 23,348 |
| Lyons Hall | Middle Campus | Academic & Administrative | 1951 | 84,111 |
| Manresa House & Garage ³ | 188 Beacon St | Academic | 1989 | 5,774 |
| Mary House | 885 Centre St | Academic & Administrative | 1974 | 4,326 |
| McElroy Commons | Middle Campus | Student Services & Admin | 1960 | 137,905 |
| McElroy Switch House | Middle Campus | Administrative | 1960 | 1,049 |
| McGuinn Hall | Middle Campus | Academic & Administrative | 1968 | 143,310 |
| Medeiros Townhouses | 60 Tudor Rd | Student Residence | 1971 | 22,568 |
| Eugene F. Merkert Chemistry Center | 2609 Beacon St | Academic & Administrative | 1991 | 116,601 |
| Mill Street Cottage | 29 Mill St | Residence | 1974 | 2,879 |
| Modular Apartments | Lower Campus | Student Residence | 1970 | 98,200 |
| Murray Carriage House | 292 Hammond St | Academic | 1967 | 2,618 |
| Murray House | 292 Hammond St | Commuter Center | 1967 | 8,490 |
| O'Connell House | 185 Hammond St | Student Union | 1938 | 32,156 |
| Thomas P. O'Neill, Jr. Library | Middle Campus | Central Research Library | 1984 | 206,910 |
| Parking Garage | 2599 Beacon St | General Parking Facility | 1979 | 279,354 |
| Parking Garage (New) | 40 St. Thomas More Rd. | General Parking Facility | 1994 | 328,972 |
| Quonset Hut | 885 Centre St | Gymnasium | 1974 | 5,964 |
| Rahner House | 96 College Rd. | Administrative | 1952 | 2,799 |
| Roberts House & Garage ³ | 246 Beacon St | Jesuit Residence | 1989 | 8,583 |
| Robsham Theater Arts Center | 50 St Thomas More Rd. | Student Services & Acad. | 1981 | 31,906 |
| Roncalli Hall | 200 Hammond St | Student Residence | 1965 | 40,674 |
| Rubenstein Hall | 90 Commonwealth Ave | Student Residence | 1973 | 123,739 |
| Service Building | Middle Campus | Academic & Administrative | 1948 | 33,718 |
| Shaw House | 372 Beacon St | Student Residence | 1962 | 9,218 |
| Commander Shea Field | 2605 Beacon St | Baseball/Soccer Field | 1960 | |
| Southwell Hall | 38 Commonwealth Ave | Administrative | 1937 | 12,338 |
| St. Clements Hall | 201 Foster Street | Administrative | 2004 | 97,221 |
| St. Mary's Hall ² | Middle Campus | Jesuit Residence | 1917 | 135,721 |
| St. Thomas More Hall | 2150 Commonwealth Ave | Administrative | 1955 | 64,584 |
| St. Williams Hall | 9 Lake Street | TBA | 2004 | 64,584 |
| Stuart House and the James W. Smith Wing | 885 Centre St | Academic & Administrative | 1974 | 104,884 |
| Trinity Chapel (Newton) | 885 Centre St | Chapel | 1974 | 20,578 |
| Vanderslice Hall | 70 St. Thomas More Rd. | Student Residence | 1993 | 119,492 |
| Vouté Hall | 110 Commonwealth Ave | Student Residence | 1988 | 87,189 |
| Michael P. Walsh Hall | 150 St. Thomas More Rd | Student Res. & Dining Facility | 1980 | 205,805 |
| Waul House | 256 Hammond St | Administrative | 2000 | 16,407 |

BUILDINGS RELATED TO BOSTON COLLEGE OPERATIONS Location and Primary Use, Spring 2006 (Continued)

| Name | Location | Primary Use | Date Constructed or Acquired | Gross Square Footage ¹ |
|---|------------------------------|---------------------------|---------------------------------|--------------------------------------|
| Welch Hall | 182 Hammond St | Student Residence | 1965 | 40,724 |
| Weston Observatory | Weston, MA | Research & Administrative | 1948 | 21,696 |
| Williams Hall | 144 Hammond St | Student Residence | 1965 | 40,738 |
| Xavier Hall | 44 Tudor Rd | Student Residence | 1955 | 16,706 |
| Yawkey Athletics Center | 2597 Beacon Street | Sports | 2004 | 73,927 |
| --- | 2 Boston Rd Property | TBD | 2000 | 16,591 |
| --- | 4 Quincy Rd | Residence | 2002 | 4,801 |
| --- | 11 Chestnut Hill Rd & Garage | Residence | 2000 | 5,334 |
| --- | 14 Mayflower Rd & Garage | Administrative | 1998 | 5,245 |
| --- | 18 Wade St & Garage | Residence | 2006 | 6,349 |
| --- | 19 Mayflower Rd & Garage | Residence | 2004 | 4,442 |
| --- | 21 Campanella Way | Academic & Administrative | 2002 | 154,506 |
| --- | 22 Stone Ave & Garage | Administrative | 1999 | 4,758 |
| --- | 24 Mayflower Rd & Garage | Residence | 2004 | 4,461 |
| --- | 24 Quincy Rd | Academic | 1998 | 4,317 |
| --- | 24 Wade St & Garage | Residence | 2006 | 5,523 |
| --- | 25 Lawrence Ave & Garage | Administrative | 1993 | 5,180 |
| --- | 30 Old Colony Rd | Residence | 2005 | 5,158 |
| --- | 30 Quincy Rd | Jesuit Residence | 1999 | 4,534 |
| --- | 31 Lawrence Ave | Academic | 1979 | 5,105 |
| --- | 31 Lawrence Ave Garage | Administrative | 1996 | 1,985 |
| --- | 32 Mayflower Rd & Garage | Residence | 2002 | 4,833 |
| --- | 36 College Rd | Administrative | 1974 | 3,766 |
| --- | 40 Old Colony Rd & Garage | Residence | 2001 | 6,400 |
| --- | 42 St. Stephens Green | Administrative | 2000 | 8,488 |
| --- | 43 St. Stephens Green | Administrative | 2000 | 7,951 |
| --- | 50 College Rd & Garage | Administrative | 1996 | 4,303 |
| --- | 55 Lee Rd | Administrative | 1978 | 7,363 |
| --- | 60 Priscilla Rd | Residence | 2005 | 3,919 |
| --- | 66 Commonwealth Ave | Student Residence & Admin | 1989 | 58,779 |
| --- | 66 Lee Rd | Residence | 1999 | 2,510 |
| --- | 90 St. Thomas More Rd | Student Residence | 1993 | 110,488 |
| --- | 110 St. Thomas More Rd | Student Residence | 2005 | 104,278 |
| --- | 130 Beacon St | Residence | 2002 | 9,340 |
| --- | 136 Beacon St & Garage | Residence | 2004 | 4,097 |
| --- | 142 Beacon St | Administrative | 1997 | 3,446 |
| --- | 194 Beacon St & Garage | Academic | 1996 | 5,628 |
| --- | 350 Beacon St | Residence | 2001 | 3,329 |
| --- | 2121 Commonwealth Ave | TBA | 2004 | 22,799 |
| --- | 2121 Commonwealth Ave Garage | TBA | 2004 | 580 |
| Total Gross Square Footage⁴ | | | | 6,532,678 |

¹ GSF excludes all void areas such as "open to below" atrium type space.

² Property leased to the Jesuit Community of Boston College.

³ Property owned by the Jesuit Community of Boston College.

⁴ Total GSF excludes Manresa & Roberts.

Note: The above statistics exclude properties leased to Boston College. Statistics include only properties owned by Boston College as of May 31, 2006.

Source: Office of Space Planning

BOSTON COLLEGE PROPERTIES

Spring 2006

| | Building Gross | | Building Gross | |
|---|------------------|--------------|------------------|--------------|
| | Square Footage | Acres | Square Footage | Acres |
| UPPER CAMPUS | | | | |
| Roncalli, Welch, and Williams Halls | 122,136 | 3.1 | | |
| O'Connell House and Upper Campus Dormitories | 325,478 | 10.9 | | |
| Total Upper Campus | 447,614 | 14.0 | | |
| MIDDLE CAMPUS | | | | |
| Area bounded by Beacon St, Lower Campus Rd, College Rd, and Commonwealth Ave - including the Ignacio and Rubenstein Residence Halls, 66 Commonwealth Ave Residence Hall, Gabelli Hall, Vouté Hall, Southwell Hall, and the Merkert Chemistry Center | | | | |
| Chemistry Center | 2,205,341 | 43.2 | | |
| 4 Quincy Rd | 4,801 | 0.3 | | |
| 14 Mayflower Rd | 5,245 | 0.2 | | |
| 18 Old Colony Rd (Botolph House) | 7,136 | 0.4 | | |
| 19 Mayflower Rd | 4,442 | 0.2 | | |
| 24 Mayflower Rd | 4,461 | 0.2 | | |
| 24 Quincy Rd | 4,317 | 0.2 | | |
| 30 Old Colony Rd | 5,158 | 0.2 | | |
| 30 Quincy Rd | 4,534 | 0.2 | | |
| 32 Mayflower Rd | 4,833 | 0.2 | | |
| 36 College Rd | 3,766 | 0.2 | | |
| 40 Old Colony Rd | 6,400 | 0.2 | | |
| 50 College Rd | 4,303 | 0.2 | | |
| 60 Priscilla Rd | 3,919 | 0.2 | | |
| 72 College Rd (Thea Bowman AHANA Ctr) | 3,528 | 0.2 | | |
| 78 College Rd (Brock House) | 4,146 | 0.1 | | |
| 84 College Rd (Bourneuf House) | 4,460 | 0.2 | | |
| 90 College Rd (Donaldson House) | 3,910 | 0.2 | | |
| 96 College Rd (Rahner House) | 2,799 | 0.1 | | |
| 102 College Rd (Faber House) | 3,081 | 0.2 | | |
| 110 College Rd (Heffernan House) | 4,756 | 0.1 | | |
| 116 College Rd (Hopkins House) | 4,274 | 0.1 | | |
| 122 College Rd (Lawrence House) | 3,681 | 0.1 | | |
| 176 Commonwealth Ave (Bea House) | 4,685 | 0.2 | | |
| Total Middle Campus | 2,307,976 | 47.6 | | |
| LOWER CAMPUS | | | | |
| Area bounded by Beacon St, Lower Campus Rd, and St. Thomas More Rd (excluding MDC Property) - including Vanderslice Hall and 60 & 90 St. Thomas More Rd | | | | |
| 2150 Commonwealth Ave (St. Thomas More Hall) | 2,651,815 | 52.7 | | |
| | 64,584 | 3.4 | | |
| Total Lower Campus | 2,716,399 | 56.1 | | |
| Total Chestnut Hill Campus | 5,471,989 | 117.7 | | |
| BRIGHTON CAMPUS | | | | |
| Includes Garages, Greycliff Hall, Gymnasium, St. Clements Hall, St. Williams Hall, 18 Wade St, 24 Wade St, 2121 Commonwealth Ave, and 2121 Commonwealth Ave Garage | | | | |
| | 235,904 | 43.6 | | |
| Total Brighton Campus | 235,904 | 43.6 | | |
| NEWTON CAMPUS | | | | |
| | 553,783 | 40.3 | | |
| Total Chestnut Hill, Brighton and Newton Campuses | 6,261,676 | 201.6 | | |
| OUTLYING PROPERTIES | | | | |
| Newton | | | | |
| 130 Beacon St | | | 9,340 | 0.3 |
| 136 Beacon St | | | 4,097 | 0.1 |
| 142 Beacon St | | | 3,446 | 0.2 |
| 194 Beacon St | | | 5,628 | 0.3 |
| 262 Beacon St (Daly House) | | | 5,584 | 0.5 |
| 256 Hammond St (Waul House) | | | 16,407 | 1.1 |
| 258 Hammond St (Hovey House) | | | 11,148 | 3.4 |
| 292 Hammond St (Murray House & Carriage House) | | | 11,108 | 0.8 |
| 300 Hammond St (Connolly Faculty Center & Carriage House) | | | 20,834 | 1.6 |
| 314 Hammond St (Haley House) | | | 9,294 | 0.8 |
| 350 Beacon St | | | 3,329 | 0.3 |
| 11 Chestnut Hill Rd | | | 5,334 | 0.3 |
| 22 Stone Avenue | | | 4,758 | 0.2 |
| 47 Stone Avenue (Haley Carriage House) | | | 5,081 | 0.5 |
| 25 Lawrence Avenue (House & Garage) | | | 5,180 | 0.2 |
| 31 Lawrence Avenue (House & Garage) | | | 7,090 | 0.3 |
| 55 Lee Rd | | | 7,363 | 0.4 |
| 66 Lee Rd | | | 2,510 | 0.4 |
| 67 Lee Rd (Canisius House) | | | 3,761 | 0.2 |
| | | | 141,292 | 11.9 |
| Dover | | | | |
| Connors Family Retreat & Conference Center (Includes the Center, Annex, Caretaker House, and Garage) | | | 74,984 | 78.5 |
| Topsfield | | | | |
| 2 Boston Rd Property | | | 16,591 | 68.8 |
| Weston | | | | |
| Weston Observatory | | | 21,696 | 19.4 |
| Dublin, Ireland | | | | |
| 42 St. Stephens Green | | | 8,488 | 0.1 |
| 43 St. Stephens Green | | | 7,951 | 0.1 |
| Total Outlying Properties | | | 271,002 | 178.8 |
| TOTAL PROPERTIES OWNED BY BOSTON COLLEGE | | | 6,532,678 | 380.4 |
| <p>Note: These statistics exclude leased properties adjacent to the main campus owned and utilized by the Jesuit Community of Boston College (Manresa House and garage [188 Beacon Street] 5,774 GSF - 0.2 acres; Roberts House and garage [246 Beacon Street] 8,583 GSF - 0.6 acres). Statistics as of May 31, 2006.</p> <p>Sources: Office of Space Planning (square footage) and Facilities Management (acreage)</p> | | | | |

FACILITY CAPACITIES

Fall 2006

| Lecture/Event Facility & Location | Standard Seating |
|--|------------------|
| Auditoriums | |
| Cushing Hall 001 | 185 |
| Devlin Hall 008 | 304 |
| Fulton Hall 511 | 200 |
| Gasson Hall 305 (Fulton Debate) | 99 |
| Higgins 300 | 153 |
| Higgins 310 | 80 |
| McGuinn Hall 121 | 256 |
| Merkert Chemistry Center 127 | 150 |
| Robsham Theater Arts Center | 500 |
| Stuart Hall 315, Newton Campus | 150 |
| Stuart Hall 411, Newton Campus | 99 |
| Law School East Wing 120, Newton Campus | 125 |
| Law School East Wing 115a, Newton Campus | 150 |
| Law School East Wing 115b, Newton Campus | 150 |
| Law School East Wing 200, Newton Campus | 96 |
| Law School East Wing 400, Newton Campus | 56 |
| Athletics | |
| Alumni Stadium | 44,500 |
| Kelley Rink, Conte Forum | 9,160 |
| Power Gymnasium, Conte Forum | 975 |
| The Shea Room, Conte Forum | 300 |
| Flynn Student Recreation Complex | 2,809 |
| Court A | 1,500 |
| Court B | 1,309 |

SUMMARY OF BUILDING USE

Spring 2006

| Building Use | Number of Buildings |
|--|---------------------|
| Student Residence ¹ | 29 |
| Administrative | 28 |
| Academic and Administrative ² | 25 |
| Jesuit Residence ³ | 5 |
| Miscellaneous Use ⁴ | 42 |
| Total | 129 |

¹ Keyes North and South = 1; Duchesne East and West = 1; Modulars = 1

² Includes Weston Observatory

³ Excludes Manresa House & Roberts House

⁴ Includes gymnasiums, libraries, student union, etc.

Note: The above statistics exclude leased properties used in University operations. Statistics include only properties owned by Boston College as of May 31, 2006.

Source: Office of Space Planning

* All facilities are on the Chestnut Hill campus unless otherwise noted.

Note: University facilities are available for function purposes through the Bureau of Conferences and/or the primary user responsible for the facility. Capacities may vary based on function type to meet safety permit requirements. Facilities may not be available to all groups.

Sources: Facilities Management and Office of Student Services

CLASSROOMS

Fall 2006

| Building | Number of Classrooms | Number of Stations | Building | Number of Classrooms | Number of Stations |
|--------------|----------------------|--------------------|--------------------------|----------------------|--------------------|
| Campion Hall | 12 | 555 | Law East Wing | 5 | 577 |
| Carney Hall | 25 | 1,097 | Lyons Hall | 7 | 316 |
| Cushing Hall | 10 | 689 | McGuinn Hall | 10 | 488 |
| Devlin Hall | 9 | 694 | Merkert Chemistry Center | 3 | 246 |
| Fulton Hall | 20 | 1,223 | O'Neill Library | 8 | 204 |
| Gasson Hall | 20 | 897 | Stuart House | 9 | 521 |
| Higgins Hall | 9 | 481 | Total | 147 | 7,988 |

Note: The above statistics exclude leased properties used in University operations. Statistics include only properties owned by Boston College as of May 31, 2006.

Source: Office of Space Planning

OFFICES

Spring 2006

| Building | Offices | Building | Offices |
|---------------------------------|------------|--------------------------------------|--------------|
| Brighton Campus | | Walsh Hall | 12 |
| St. Clements Hall | 191 | Yawkey Athletics Center | 38 |
| Brighton Campus Subtotal | 191 | 14 Mayflower Rd | 9 |
| Chestnut Hill Campus | | 21 Campanella Way | 417 |
| Alumni Stadium | 18 | 24 Quincy Rd | 8 |
| Bapst Library | 8 | 36 College Rd | 10 |
| Botolph House | 12 | 50 College Rd | 7 |
| Bourneuf House | 9 | 66 Commonwealth Ave | 15 |
| Thea Bowman AHANA Center | 7 | Chestnut Hill Campus Subtotal | 2,306 |
| Brock House | 7 | Newton Campus | |
| Campion Hall | 150 | Alumni House | 17 |
| Carney Hall | 223 | Barat House | 9 |
| Conte Forum | 81 | Kenny-Cottle Library | 40 |
| John M. Corcoran Commons | 3 | Law East Wing | 42 |
| Cushing Hall | 71 | Law Library | 25 |
| Devlin Hall | 68 | Stuart House | 98 |
| Donaldson House | 6 | Newton Campus Subtotal | 231 |
| Faber House | 6 | Outlying Properties | |
| Flynn Recreation Center | 13 | Connolly Carriage House | 1 |
| Fulton Hall | 169 | Connolly Faculty Center | 17 |
| Gasson Hall | 64 | Connors Family Retreat & Conf Ctr | 8 |
| Heffernan House | 8 | Haley Carriage House | 2 |
| Higgins Hall | 80 | Haley House | 8 |
| Hopkins House | 10 | Hovey House | 21 |
| Ignacio Hall | 7 | Manresa House ¹ | 14 |
| Lawrence House | 12 | Murray House | 5 |
| Lyons Hall | 144 | Waul House | 47 |
| McElroy Commons | 46 | Weston Observatory | 21 |
| McGuinn Hall | 171 | 22 Stone Ave | 7 |
| Merkert Chemistry Center | 35 | 25 Lawrence Ave | 7 |
| O'Connell House | 5 | 31 Lawrence Ave & Garage | 17 |
| O'Neill Library | 87 | 55 Lee Rd | 17 |
| Rahner House | 5 | 142 Beacon St | 6 |
| Robsham Theater | 11 | 194 Beacon St | 11 |
| Rubenstein Hall | 26 | Outlying Properties Subtotal | 209 |
| Service Building | 50 | Total Offices: 2,937 | |
| Southwell Hall | 26 | | |
| St. Thomas More Hall | 152 | | |

Note: The above statistics exclude leased properties used in University operations. Statistics include only properties owned by Boston College as of May 31, 2006, with the exception of Manresa House¹, which is owned by the Jesuit Community.
Source: Office of Space Planning

DINING FACILITIES**Fall 2006**

| Dining Halls | Location | Function Rooms | Location |
|-----------------------------|-----------------------------|-----------------------|--------------------------|
| Carney's | McElroy Commons | Boston Room | 60 St. Thomas More Road |
| Eagle's Nest Snack Bar | McElroy Commons | Heights Room | 60 St. Thomas More Road |
| Faculty Dining Room | McElroy Commons | Newton Room | 60 St. Thomas More Road |
| The Chocolate Bar | McElroy Commons | Walsh Function Room | Walsh Hall Room 104 |
| Hillside Café | Campanella Way | The Player's Club | Walsh Hall Room 114 |
| Corcoran Commons | 60 St. Thomas More Road | Murray Room | Yawkey Center, 4th Floor |
| Stuart Dining Hall | Stuart House, Newton Campus | | |
| Dining & Law School Commons | Stuart House, Newton Campus | | |
| Welch Dining Hall | Lyons Hall | | |

Note: All facilities are on the Chestnut Hill campus unless otherwise noted. University facilities are available for function purposes through the Bureau of Conferences. Function rooms may not be available to all groups.

Source: Facilities Management and Dining Services

RESIDENCE HALL STATISTICS*
By Campus and Gender

| | Lower Campus | | Upper Campus | | Newton Campus | | Total Planned Residents |
|---------|---------------------|------------|---------------------|------------|----------------------|------------|--------------------------------|
| | Women | Men | Women | Men | Women | Men | |
| 1997-98 | 2,291 | 1,819 | 838 | 708 | 430 | 389 | 6,475 |
| 1998-99 | 2,209 | 1,862 | 881 | 686 | 432 | 389 | 6,459 |
| 1999-00 | 2,285 | 1,842 | 868 | 652 | 384 | 433 | 6,464 |
| 2000-01 | 2,286 | 1,913 | 841 | 673 | 298 | 519 | 6,530 |
| 2001-02 | 2,334 | 1,868 | 1,003 | 768 | 389 | 465 | 6,827 |
| 2002-03 | 2,315 | 1,863 | 1,036 | 875 | 383 | 470 | 6,942 |
| 2003-04 | 2,221 | 1,930 | 1,033 | 867 | 418 | 464 | 6,933 |
| 2004-05 | 2,533 | 1,921 | 1,015 | 884 | 418 | 464 | 7,235 |
| 2005-06 | 2,417 | 1,858 | 1,045 | 954 | 381 | 513 | 7,168 |
| 2006-07 | 2,493 | 1,983 | 1,057 | 917 | 416 | 459 | 7,325 |

* Residence Assistants are included. Assistant Directors, Residence Hall Directors, Peer Ministers, and Resident Ministers are not included. Statistics refer to undergraduate day student residents only and are based on the normal planned occupancy of residence halls owned by Boston College. In recent years, the number of resident students has exceeded dormitory capacity and additional students have been accommodated by creating triple occupancy rooms. A summary of actual occupancy rates in September of each of the past ten years is shown on the following page.

Source: Office of Residential Life

RESIDENCE HALL STATISTICS

By Building, Fall 2006

| Residence Hall | Address | Living Units | Students | Staff* | Total |
|-------------------------------|--------------------------|--------------|--------------|------------|--------------|
| Chestnut Hill Campus | | | | | |
| Upper Campus | | | | | |
| Cheverus Hall | 127 Hammond Street | 65 | 156 | 3 | 159 |
| Claver Hall | 40 Tudor Road | 39 | 92 | 1 | 93 |
| Fenwick Hall | 46 Tudor Road | 97 | 223 | 4 | 227 |
| Fitzpatrick Hall | 137 Hammond Street | 88 | 195 | 4 | 199 |
| Gonzaga Hall | 149 Hammond Street | 98 | 225 | 4 | 229 |
| Kostka Hall | 149 Hammond Street | 80 | 175 | 3 | 178 |
| Loyola Hall | 42 Tudor Road | 57 | 114 | 3 | 117 |
| Medeiros Townhouses | 60 Tudor Road | 51 | 100 | 3 | 103 |
| Roncalli Hall | 200 Hammond Street | 81 | 166 | 4 | 170 |
| Shaw Hall | 372 Beacon Street | 7 | 20 | 1 | 21 |
| Welch Hall | 182 Hammond Street | 92 | 192 | 4 | 196 |
| Williams Hall | 144 Hammond Street | 81 | 172 | 4 | 176 |
| Xavier Hall | 44 Tudor Road | 51 | 102 | 4 | 106 |
| | | 887 | 1,932 | 42 | 1,974 |
| Lower Campus | | | | | |
| Edmond's Hall | 200 St. Thomas More Road | 204 | 755 | 16 | 771 |
| Gabelli Hall | 80 Commonwealth Avenue | 41 | 154 | 2 | 156 |
| Greycliff Hall | 2051 Commonwealth Avenue | 30 | 31 | 2 | 33 |
| Ignacio Hall | 100 Commonwealth Avenue | 64 | 360 | 4 | 364 |
| Modulars | 100 St. Thomas More Road | 78 | 435 | 9 | 444 |
| Rubenstein Hall | 90 Commonwealth Avenue | 65 | 359 | 4 | 363 |
| Michael P. Walsh Hall | 150 St. Thomas More Road | 141 | 773 | 16 | 789 |
| Joseph & Mae Vanderslice Hall | 70 St. Thomas More Road | 61 | 413 | 10 | 423 |
| Vouté Hall | 110 Commonwealth Avenue | 57 | 214 | 4 | 218 |
| 66 Commonwealth Avenue | 66 Commonwealth Avenue | 105 | 227 | 6 | 233 |
| 90 St. Thomas More Road | 90 St. Thomas More Road | 60 | 372 | 9 | 381 |
| 110 St. Thomas More Road | 110 St. Thomas More Road | 48 | 300 | 6 | 306 |
| | | 954 | 4,393 | 88 | 4,481 |
| Newton Campus | | | | | |
| Cushing House | 885 Centre Street | 64 | 119 | 4 | 123 |
| Duchesne East | 885 Centre Street | 68 | 126 | 4 | 130 |
| Duchesne West | 885 Centre Street | 72 | 136 | 4 | 140 |
| Hardey House | 885 Centre Street | 95 | 192 | 4 | 196 |
| Keyes North | 885 Centre Street | 80 | 146 | 5 | 151 |
| Keyes South | 885 Centre Street | 72 | 131 | 4 | 135 |
| | | 451 | 850 | 25 | 875 |
| Total | | 2,292 | 7,175 | 155 | 7,330 |

* Assistant Directors, Resident Hall Directors, Peer Ministers, and Resident Ministers are not included.
 Data as of September 2006
 Source: Office of Residential Life

FINANCE

HIGHLIGHTS OF FINANCIAL OPERATIONS

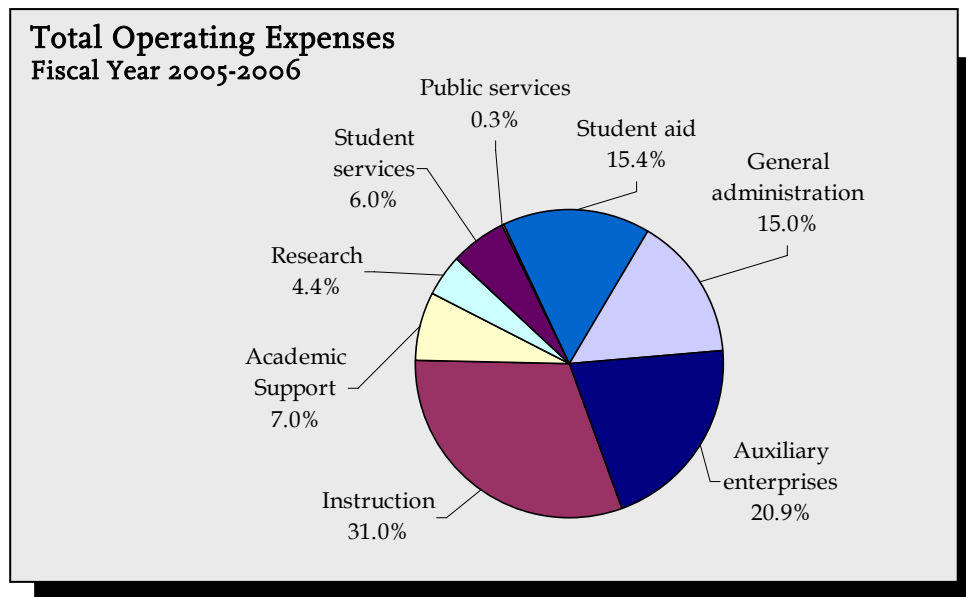
For the Five Years Ending May 31, 2006 (Dollars in Millions)

| | 2002 | 2003 | 2004 | 2005 | 2006 |
|---|-----------------|-----------------|-----------------|-----------------|-----------------|
| Operating revenues | | | | | |
| Tuition and fees | \$290.9 | \$307.6 | \$327.1 | \$355.6 | \$377.8 |
| Sponsored research and training grants | 35.0 | 35.3 | 36.2 | 35.8 | 39.1 |
| Government grants and student aid | 5.5 | 5.3 | 5.1 | 5.3 | 5.0 |
| Auxiliary enterprises | 101.9 | 106.1 | 110.0 | 118.3 | 126.0 |
| Other revenues | 9.4 | 8.8 | 11.2 | 12.2 | 12.3 |
| Total operating revenues | \$442.7 | \$463.1 | \$489.6 | \$527.2 | \$560.2 |
| Nonoperating assets used for operations | 41.8 | 52.1 | 67.4 | 62.5 | 70.5 |
| Total operating revenues and other support | \$484.50 | \$515.20 | \$557.00 | \$589.70 | \$630.70 |
| Expenses | | | | | |
| Instruction | \$177.20 | \$169.50 | \$175.40 | \$185.20 | \$195.30 |
| Academic Support | - | 35.7 | 38.0 | 41.0 | 44.3 |
| Libraries* | 18.9 | - | - | - | - |
| Research | 19.7 | 23.1 | 24.2 | 24.5 | 27.7 |
| Student services | 26.1 | 30.4 | 32.0 | 35.6 | 37.6 |
| Public services | - | 1.7 | 1.8 | 1.9 | 2.0 |
| Student aid | 74.0 | 77.2 | 86.0 | 91.1 | 97.4 |
| General administration | 68.4 | 72.3 | 88.2 | 89.7 | 94.8 |
| Auxiliary enterprises | 100.2 | 105.3 | 111.4 | 120.7 | 131.6 |
| Total expenses | \$484.50 | \$515.20 | \$557.00 | \$589.70 | \$630.70 |
| Excess of operating revenues over expenses | \$ - | \$ - | \$ - | \$ - | \$ - |

* Library expenses included in Academic Support for fiscal years 2003-2006

Note: Costs associated with the operation and maintenance of plant facilities are functionally allocated. These costs totaled \$30.0, \$33.4, \$37.5, \$39.4, and \$43.4 million for fiscal years 2002, 2003, 2004, 2005, and 2006, respectively.

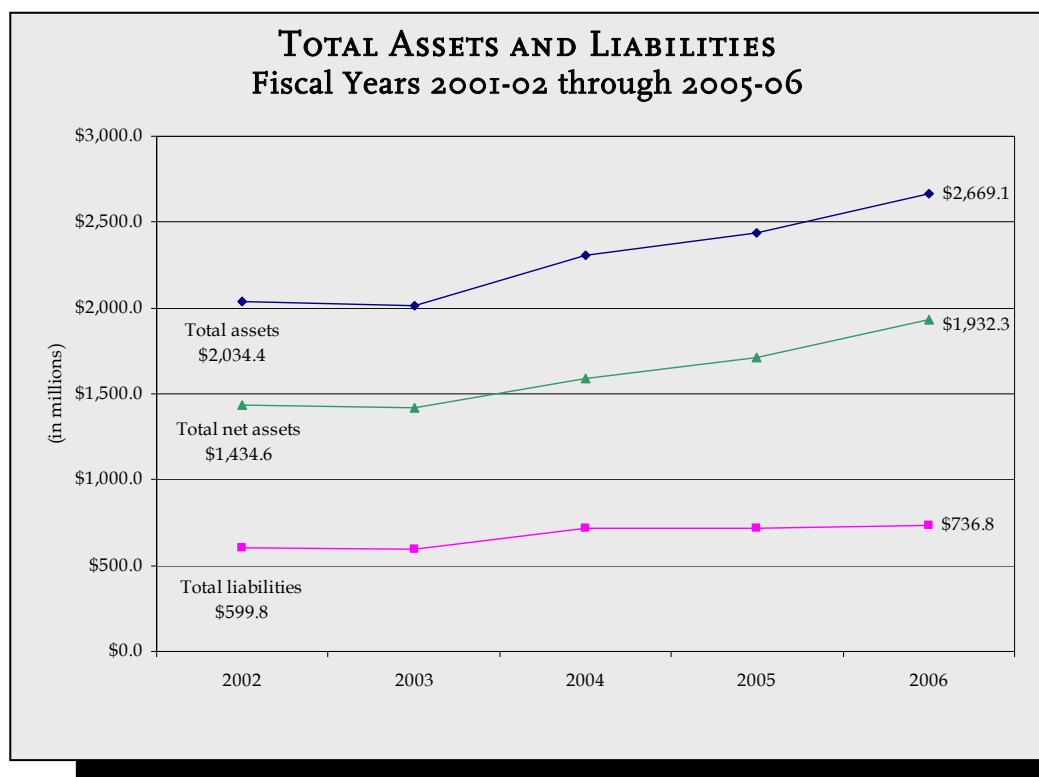
Source: Office of the Controller



CONDENSED STATEMENT OF FINANCIAL POSITION For the Five Years Ending May 31, 2006 (Dollars in Millions)

| | 2002 | 2003 | 2004 | 2005 | 2006 |
|---|------------------|------------------|------------------|------------------|------------------|
| Assets | | | | | |
| Investments | \$1,143.0 | \$1,091.2 | \$1,313.3 | \$1,355.7 | \$1,596.7 |
| Trustee deposits | 28.9 | 8.5 | 78.7 | 46.2 | 36.8 |
| Receivables & other assets | 200.5 | 215.1 | 206.8 | 195.2 | 181.0 |
| Physical plant | 934.7 | 997.4 | 1,042.7 | 1,212.4 | 1,267.3 |
| Accumulated depreciation/amortization | (272.70) | (299.80) | (336.50) | (375.20) | (412.70) |
| Total assets | \$2,034.4 | \$2,012.4 | \$2,305.0 | \$2,434.3 | \$2,669.1 |
| Liabilities | | | | | |
| Payables and accrued liabilities | \$97.4 | \$95.5 | \$118.5 | \$140.9 | \$165.4 |
| U.S. Government loan advances | 32.8 | 33.6 | 34.1 | 34.6 | 35.3 |
| Bonds, notes & mortgages payable | 469.6 | 463.7 | 565.3 | 545.1 | 536.1 |
| Total liabilities | \$599.8 | \$592.8 | \$717.9 | \$720.6 | \$736.8 |
| Net assets | | | | | |
| Endowment | \$1,126.0 | \$1,072.7 | \$1,224.8 | \$1,328.6 | \$1,520.3 |
| Net investment in plant | 219.0 | 243.9 | 220.3 | 310.7 | 303.8 |
| Other | 89.6 | 103.0 | 142.0 | 74.4 | 108.2 |
| Total net assets | \$1,434.6 | \$1,419.6 | \$1,587.1 | \$1,713.7 | \$1,932.3 |
| Total liabilities & net assets | \$2,034.4 | \$2,012.4 | \$2,305.0 | \$2,434.3 | \$2,669.1 |

Source: Office of the Controller



TUITION AND FEES

For the Ten Years Ending May 31, 2006

| | 1998 | 1999 | 2000 | 2001 | 2002 | 2003 | 2004 | 2005 | 2006 | 2007 |
|--|----------------|----------------|----------------|----------------|----------------|----------------|----------------|----------------|----------------|----------------|
| Undergraduate Schools | | | | | | | | | | |
| Arts & Sciences, Education, Management, Nursing | | | | | | | | | | |
| | \$19,770 | \$20,760 | \$21,700 | \$22,680 | \$24,050 | \$25,430 | \$27,080 | \$28,940 | \$30,950 | \$33,000 |
| Advancing Studies (per course) | 830 | 872 | 912 | 954 | 1,002 | 1,054 | 1,102 | 1,158 | 1,216 | 1,278 |
| Summer Session (per credit hour) | 342 | 360 | 378 | 396 | 416 | 438 | 458 | 458 | 508 | 534 |
| Graduate Schools | | | | | | | | | | |
| Arts & Sciences (per credit hour) | \$596 | \$626 | \$656 | \$700 | \$736 | \$774 | \$810 | \$900 | \$990 | \$1,040 |
| Education, Nursing (per credit hour) | 596 | 626 | 656 | 700 | 722 | 760 | 796 | 836 | 878 | 922 |
| Law School | 22,300 | 23,420 | 24,480 | 25,790 | 27,080 | 28,440 | 29,720 | 31,520 | 33,110 | 34,770 |
| Management (per credit hour) | 680 | 714 | 748 | 792 | 832 | 874 | 914 | 970 | 1,020 | 1,072 |
| MSW part-time (per credit hour) | 480 | 504 | 526 | 550 | 578 | 608 | 704 | 740 | 778 | 820 |
| DSW part-time (per credit hour) | 552 | 580 | 606 | 634 | 666 | 700 | 704 | 740 | 778 | 820 |
| Advancing Studies (per credit hour) | 342 | 360 | 378 | 396 | 416 | 438 | 458 | 482 | 508 | 534 |
| Room Charge Per Student | | | | | | | | | | |
| Upper Campus | \$4,340 | \$4,480 | \$4,620 | \$4,810 | \$5,050 | \$5,340 | \$5,650 | \$5,970 | \$6,270 | \$6,620 |
| Modulars | 5,370 | 5,540 | 5,730 | 5,940 | 6,260 | 6,570 | 6,960 | 7,350 | 7,730 | 8,150 |
| Ignacio & Rubenstein 3-bedroom | 5,220 | 5,390 | 5,560 | 5,780 | 6,080 | 6,380 | 6,760 | 7,140 | 7,500 | 7,910 |
| Ignacio & Rubenstein 2-bedroom | 5,370 | 5,540 | 5,730 | 5,940 | 6,260 | 6,570 | 6,960 | 7,350 | 7,730 | 8,150 |
| Edmond's Hall | 5,370 | 5,540 | 5,730 | 5,940 | 6,260 | 6,570 | 6,960 | 7,350 | 7,730 | 8,051 |
| Newton | 4,340 | 4,480 | 4,620 | 4,810 | 5,050 | 5,340 | 5,650 | 5,970 | 7,730 | 6,620 |
| 66 Commonwealth Avenue | 4,340 | 4,480 | 4,620 | 4,810 | 5,050 | 5,340 | 5,650 | 7,140 | - | 6,620 |
| Walsh Hall | 4,680 | 4,830 | 4,980 | 5,190 | 5,450 | 5,340 | 6,060 | 6,400 | 7,730 | 7,100 |
| Gabelli & Voute Apartments | 5,590 | 5,770 | 5,960 | 6,180 | 6,510 | 6,840 | 7,240 | 7,650 | 8,040 | 8,480 |
| Gabelli & Voute Townhouses | 5,860 | 6,050 | 6,250 | 6,470 | 6,820 | 7,170 | 7,590 | 8,020 | 8,430 | 8,890 |
| 110 St. Thomas More Road | - | - | - | - | - | - | - | - | 7,060 | 7,450 |
| Vanderslice Hall & 90 Campanella Way | 4,920 | 5,080 | 5,240 | 5,450 | 5,730 | 6,010 | 6,360 | 6,720 | 7,060 | 7,450 |
| Board Per Student | \$3,430 | \$3,540 | \$3,630 | \$3,700 | \$3,810 | \$3,650 | \$3,650 | \$3,650 | \$3,900 | \$4,100 |
| Representative Fees | | | | | | | | | | |
| Laboratory (Science)* | \$440 | \$450 | \$460 | \$470 | \$480 | \$500 | \$510 | \$550 | \$550 | \$570 |
| Undergraduate Student Activity Fee | 90 | 92 | 94 | 96 | 98 | 100 | 102 | 106 | 126 | 130 |
| Graduate Student Activity Fee | 50 | 50 | 50 | 50 | 50 | 50 | 50 | 50 | 45 | 45 |
| Health/Infirmary | 272 | 282 | 286 | 294 | 322 | 332 | 340 | 350 | 362 | 376 |
| Recreation | 160 | 170 | 176 | 200 | - | - | - | - | - | - |

* Fees for laboratories in Biology and Chemistry; fees in other sciences and in most other fields are frequently lower.
 Note: All tuition and fees listed are for two semesters, except for those stated as "per course" or "per credit hour."
 Source: Office of Student Services

BOSTON COLLEGE UNDERGRADUATE TUITION RESTATED IN 1982-84 DOLLARS*

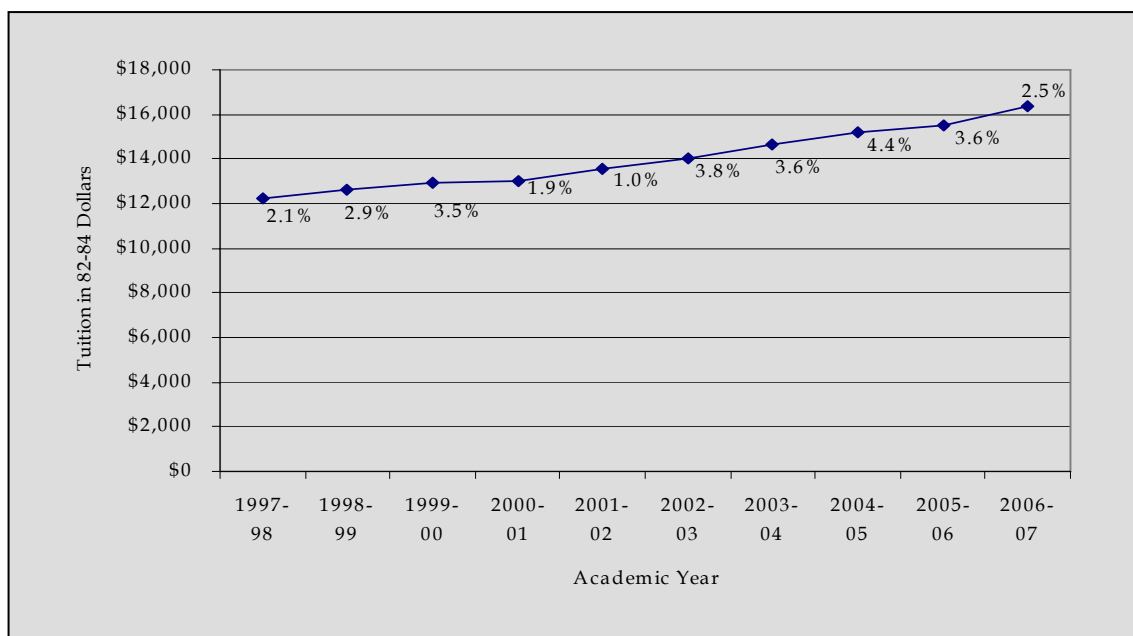
Effect of Inflation and Real Growth

| Academic Year | Tuition in Absolute Dollars | Consumer Price Index** | Tuition in Constant 1982-84 Dollars |
|---------------|-----------------------------|------------------------|-------------------------------------|
| 1992-93 | \$14,580 | 141.8 | \$10,282 |
| 1993-94 | \$15,570 | 145.7 | \$10,686 |
| 1994-95 | \$16,640 | 149.5 | \$11,130 |
| 1995-96 | \$17,890 | 153.7 | \$11,640 |
| 1996-97 | \$18,820 | 158.3 | \$11,889 |
| 1997-98 | \$19,770 | 161.6 | \$12,234 |
| 1998-99 | \$20,760 | 164.0 | \$12,659 |
| 1999-00 | \$21,700 | 168.2 | \$12,901 |
| 2000-01 | \$22,680 | 174.0 | \$13,034 |
| 2001-02 | \$24,050 | 177.7 | \$13,534 |
| 2002-03 | \$25,430 | 181.3 | \$14,026 |
| 2003-04 | \$27,080 | 185.0 | \$14,638 |
| 2004-05 | \$28,940 | 190.9 | \$15,160 |
| 2005-06 | \$30,950 | 199.2 | \$15,537 |
| 2006-07 | \$33,000 | 201.8 | \$16,353 |

The Bureau of Labor Statistics calculates the CPI by setting the average index level for the 36-month period covering the years 1982, 1983, and 1984 equal to 100 (1982-84 = 100). ** October CPI for the stated academic year.

Sources: Bureau of Labor Statistics and Office of Institutional Research

BOSTON COLLEGE % TUITION INCREASES, 1997-98 TO 2006-07 RESTATED IN 1982-84 DOLLARS



ACADEMIC RESOURCES & TECHNOLOGY

BOSTON COLLEGE LIBRARIES

Bapst Library
Middle Campus

**The John J. Burns Library of
Rare Books and Special Collections**
Burns Library, Middle Campus

Geophysics Library
Weston Observatory, Weston, MA

Law Library
Newton Campus

O'Neill Library
Central Library, Middle Campus

School of Social Work Library
McGuinn Hall, Lower Level

Educational Resource Center
Campion Hall

**The Connors Family Learning
Center**
O'Neill Library

BOSTON COLLEGE LIBRARY HOLDINGS

Fiscal Year 2006

| | | | |
|---|------------------|--|------------------|
| Total Volumes | 2,398,157 | Total Electronic Serial Subscriptions | 41,689 |
| Bapst | 51,070 | | |
| Burns | 145,348 | Total e-Books** | 283,500 |
| Educational Resource Center | 50,450 | | |
| Law | 238,162 | Total Microform Units | 4,102,490 |
| O'Neill | 1,613,363 | Law | 1,483,604 |
| Social Work* | 44,191 | O'Neill | 2,618,886 |
| Weston Geophysics | 8,676 | | |
| Cataloged e-Books | 246,897 | | |
| Total Paper Serial Subscriptions | 10,855 | Total Government Documents | 222,106 |
| Bapst | 127 | Law | 8,991 |
| Burns | 272 | O'Neill | 213,115 |
| Educational Resource Center | 78 | | |
| Law | 3,127 | | |
| O'Neill | 7,042 | | |
| Social Work | 209 | | |

* Includes bound volumes.

** Includes cataloged e-Books reported in volumes.

Source: University Librarian

EXPENDITURES FOR LIBRARY MATERIALS

| Library | 2001-2002 | 2002-2003 | 2003-2004 | 2004-2005 | 2005-2006 |
|-----------------------------|--------------------|--------------------|--------------------|--------------------|--------------------|
| O'Neill* | \$5,420,183 | \$5,783,264 | \$5,817,667 | \$6,078,265 | \$6,348,585 |
| Educational Resource Center | 68,338 | 73,146 | 76,537 | 79,672 | 87,424 |
| Bapst | 81,120 | 84,284 | 87,023 | 90,417 | 93,943 |
| Social Work | 98,493 | 100,765 | 101,291 | 108,147 | 111,579 |
| John J. Burns | 193,160 | 104,254 | 196,502 | 328,512 | 349,434 |
| Law | 1,016,247 | 997,497 | 1,066,073 | 1,117,537 | 1,157,464 |
| Total | \$6,877,541 | \$7,143,210 | \$7,345,095 | \$7,802,550 | \$8,148,429 |

* Includes general expenditures recorded as "University Librarian".

Source: Office of the Controller

DIGITAL LIBRARY SERVICES

Quest: The Library Information System

Quest, the Libraries' web-based integrated system, provides convenient access to the Libraries' collections, digital resources, and services from www.bc.edu/quest. It offers a variety of methods for finding books, periodicals, media resources, government documents, microforms, newspapers, and electronic materials. Quest can easily be searched from any web browser, regardless of platform or location, 24 hours a day, seven days a week. Users can recall books checked out or request rush processing for a new book right from their desktop. Users can also initiate and track requests for document delivery and interlibrary loan transactions, and may renew materials that are currently charged to them. The web interface and expanded cataloging capabilities allow unprecedented access to thousands of web-accessible scholarly resources, to full text journals, and to digital collections of photographs and other material.

Digital Resources

The Boston College Libraries offer access to a rich collection of electronic databases. The more than 300 databases include full text access to thousands of books and journals directly from the researcher's desktop. See the list of Online Databases on the Libraries' home page, www.bc.edu/libraries.html, to get a sense of the range of resources. The list is arranged alphabetically and by subject. Databases range in coverage from very general to very specific and cover a wide range of research areas in the humanities, social sciences, sciences, health sciences, business law, and public affairs. Some must be used on-site.

An expanding number of links to electronic journals may also be found by selecting Electronic Journals from the Libraries' home page. The libraries have also introduced technologies that provide links between the databases and e-journal collections, <http://www.bc.edu/libraries/resources/databases/s-sfxfaq/>. Most databases available through the Boston College Libraries are restricted to the Boston College community. Your BC username and password are needed to access these databases from off campus.

The Libraries also support digital collection of special and rare materials such as the Thomas P. O'Neill, Jr. Photographs, the Liturgy and Life Artifacts collection, and the Boston Gas Company Photographs via the John J. Burns Library Rare Books and Special Collections web page:

<http://www.bc.edu/libraries/centers/burns/resources/digitalcoll/>

Librarians offer classes in how to search databases effectively, by arrangement with professors, and also provide reference assistance at several service points and individual research consultations by appointment. See the list of Subject Specialists to make an appointment for advanced assistance in your discipline: <http://www.bc.edu/libraries/services/ref-instruc/s-subjectspec/>

A Digital Institutional Repository for Boston College

The eScholarship@BC Digital Repository is a central online system whose goal is to preserve the University's scholarly output. The repository manages submission, access, distribution, and preservation of scholarly information in digital formats. The repository maximizes research visibility, influence, and benefit by encouraging Boston College authors to archive and distribute online both unpublished work and peer-reviewed publications in an open-access environment. eScholarship@BC includes scholarly peer-reviewed electronic journals, archived peer-reviewed articles, conference proceedings, working papers, dissertations and theses, conference webcasts, and like

scholarship. For access and more information about eScholarship@BC, please see <http://escholarship.bc.edu/>

United States Government Publications

O'Neill Library at Boston College is a member of the Federal Depository Libraries system. As a member of the depository system, O'Neill Library receives government documents in print, microfiche, and electronic formats and makes them available to the general public, as well as to Boston College students, staff and faculty. Patrons can locate government documents in Quest, the library catalog, and via specialized indexes.

Many government publications are also available via the Internet. Further information may be found at <http://www.bc.edu/libraries/centers/govdocs/>. Questions about the O'Neill collection and the availability of government documents should be directed to the Reference staff in O'Neill Library.

Media Center

The Media Center on the second floor of the O'Neill Library houses information in many non-print formats: videocassettes, DVDs, laser discs, compact discs, audiocassettes, LPs, and CD-ROMs. Patrons within the Center, in individual carrels, may use all media. Faculty may conduct classes using media in O'Neill Room 211. There is a Preview Room where faculty and/or students may meet in small groups for discussing or previewing media materials used in coursework. Please contact the Media Center in advance to reserve rooms or media materials. A portion of the collection is restricted to BC faculty loan only. Two-day loan of non-restricted videos and DVDs is permitted to members of the BC community.

Interlibrary Loan

An Interlibrary Loan Service is offered to students, faculty, administrators, and staff to obtain research materials not available in the Boston College Libraries. Books, journal articles, microfilm, theses, and government documents may be borrowed from other libraries. Except for unusual items, the waiting period is from one to three weeks; some materials arrive within a day or two. Requests are made by using forms in the *Your BC Interlibrary Loan Account* function of Quest or the *Find It* option that appears in many online databases.

Boston Library Consortium

The Boston College Libraries are part of the Boston Library Consortium, a group of area libraries which includes Brandeis University, Boston University, Brown University, Massachusetts Institute of Technology, Northeastern University, Tufts University, University of Massachusetts System, University of New Hampshire, Wellesley College, Williams College, as well as the State Library of Massachusetts, the Boston Public Library, and the Marine Biological Laboratory at Woods Hole. Faculty and students may apply for a Consortium borrower's card at the Reference Department in O'Neill Library in order to borrow directly from the member libraries. Ask at the O'Neill Reference Desk for more information about the Consortium.

Association of Research Libraries

ARL is a nonprofit organization of 123 research libraries at comprehensive, research-intensive institutions in the U.S. and Canada that share similar research missions, aspirations, and achievements. It is an important and distinctive association because of its membership and the nature of the institutions represented. ARL member libraries make up a large portion of the academic and research library marketplace, spending more than one billion dollars every year on library materials. Boston College was invited to become a member of ARL in 2000.

Source: University Librarian

JOHN J. BURNS LIBRARY OF RARE BOOKS AND SPECIAL COLLECTIONS

The University's special collections, including the University's Archives, are housed in the Honorable John J. Burns Library, located in the Bapst Library Building, north entrance. These distinguished and varied collections speak eloquently of the University's commitment to the preservation and dissemination of human knowledge. The Burns Library is home to more than 145,000 volumes, some 15,000,000 manuscripts, and important collections of architectural records, maps, art works, photographs, films, prints, artifacts, and ephemera. These materials are housed in the climate-controlled, secure environment of Burns either because of their rarity or because of their importance as part of a special collection. While treated with special care, these resources are available for use at Burns to all qualified students, faculty, and researchers. Indeed, their use is strongly encouraged and visitors to Burns are always welcome, either simply to browse or to make use of the collections.

Though its collections cover virtually the entire spectrum of human knowledge, the Burns Library has achieved international recognition in several specific areas of research, most notably: Irish studies; British Catholic authors; Jesuitana; Fine Print; Catholic liturgy and life in America, 1925-1975; Boston history; the Caribbean, especially Jamaica; Balkan studies; Nursing; and Congressional archives. It has also won acclaim for significant holdings on American detective fiction, Thomas Merton, Japanese prints, Colonial and early Republic Protestantism, and banking. To learn more about specific holdings in Burns, please see www.bc.edu/burns.

The John J Burns Library is open Monday through Friday, 9:00 a.m. - 5:00 p.m. The Library is closed on all University holidays. Visitors are always welcome and are encouraged to view the permanent exhibition areas of the Library. Guided tours are also available upon request. Patrons using the collections must do so in the Burns Reading Room where specialized reference and copy services are provided. Burns sponsors an active exhibits and lecture series program.

Source: Burns Librarian

THE LANGUAGE LABORATORY

The Boston College Language Laboratory, serving all the language departments, students of English as a foreign language, and the Boston College community at large, is located in Lyons 313. In addition to its 32 listening/recording stations and teacher console, the facility includes 20 workstations (16 Macs, 4 Dells), 4 Mac wireless laptops, 2 laser printers, a Web server, a materials development workstation, 2 TV/video/DVD viewing rooms, 2 individual carrels for

TV/videocassette/DVD viewing, a CD listening station, and portable audio and video equipment. The Lab's media collection and print materials directly support and/or supplement the curriculum requirements in international language, literature, and music.

The Lab's collection is designed to assist users in the acquisition and maintenance of aural comprehension, oral and written proficiency, and cultural awareness. Prominent among the Lab's offerings that directly address these goals are international news broadcasts and other television programming available through the Boston College cable television network and made accessible to lab users via EagleNET connections and/or via videotaped off-air recordings. These live or near-live broadcasts from around the world provide a timely resource for linguistic and cultural information in a wide variety of languages.

Students (undergraduate and graduate), faculty, and BC community members who wish to use the Language Laboratory facility and its collection will find the Laboratory staff available during the day, in the evening, and on weekends to assist them in the operation of equipment and in the selection of appropriate materials for their course-related or personal language needs. Digitized audio programs from the Lab's collection are also available on the Boston College network 24 hours/day, 7 days/week, to students officially enrolled in courses in which these programs have been adopted as curricular material. For more information about the Language Laboratory, visit its Web site at <http://www.bc.edu/langlab>.

Source: Language Laboratory

UNIVERSITY ARCHIVES

Archives are the official non-current papers and records of an institution that are retained permanently for their legal, fiscal, or historical values. The University Archives, a department within the John J. Burns Library, contains: the office records and documents of the various University offices, academic and other; copies of all University publications, including student publications; movie footage of Boston College football; some audiovisual materials; and tape recordings of the University Lecture Series and other significant events. A significant collection of photographs documents the pictorial history of Boston College. Alumni, faculty, and Jesuit records are also preserved. In addition, the University Archives is the repository for the records of Newton College of the Sacred Heart (1946-1975) and the documents of the Jesuit Community of Boston College (1863-).

Source: University Archivist

INFORMATION TECHNOLOGY SERVICES

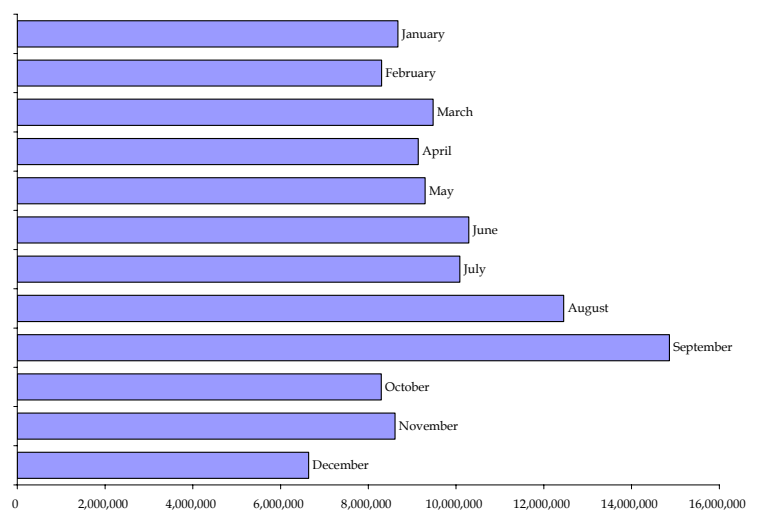
Information Technology Services manages Boston College's computing, communications, and electronic information resources, and working with key constituencies throughout the University, provides the leadership to shape future technology plans and strategies to meet the mission and goals of the University. The highly integrated Boston College campus technology environment provides voice, data, and cable television connections to classrooms, offices, and residence hall rooms. IT staff work to keep up with rapidly changing applications and technology infrastructure, providing faculty, staff, and students with the tools and technologies needed to compete and succeed. As the development of Web-enabled services matures, BC continues providing new Web-based online services, such as enhanced email services and personal information management options.

Source: Information Technology Services

SUCCESSFUL EMAIL DELIVERIES 2006 By Month

| | |
|--------------|--------------------|
| January | 8,674,510 |
| February | 8,303,738 |
| March | 9,475,390 |
| April | 9,136,587 |
| May | 9,294,133 |
| June | 10,289,986 |
| July | 10,085,701 |
| August | 12,451,079 |
| September | 14,860,972 |
| October* | 8,294,923 |
| November* | 8,608,537 |
| December* | 6,640,870 |
| Total | 116,116,426 |

of Successful Email Deliveries in 2006



* Estimates based on prior year.

Source: Information Technology Services

SUCCESSFUL PAGE DELIVERIES BY WWW.BC.EDU WEB SERVER By Month

| | 1996-1997 | 1997-1998 | 1998-1999 | 2000-2001 | 2001-2002 | 2002-2003 | 2003-2004 | 2004-2005 | 2005-2006 |
|--------------|------------------|-------------------|-------------------|-------------------|-------------------|-------------------|--------------------|--------------------|--------------------|
| June | 190,137 | 279,542 | 1,002,994 | 2,392,541 | 2,039,660 | 4,042,058 | 5,619,713 | 11,200,366 | 12,433,032 |
| July | 238,233 | 404,894 | 946,299 | 2,527,185 | 3,808,216 | 3,877,809 | 5,722,762 | 9,707,559 | 14,402,547 |
| August | 237,030 | 526,562 | 1,118,492 | 3,065,535 | 3,784,256 | 3,504,323 | 6,501,110 | 10,886,097 | 14,342,441 |
| September | 451,695 | 938,357 | 1,207,177 | 5,285,181 | 5,516,599 | 6,296,262 | 8,667,787 | 13,054,896 | 17,831,943 |
| October | 508,895 | 1,013,426 | 1,607,353 | 5,114,635 | 5,256,673 | 7,873,216 | 9,072,260 | 13,350,515 | 18,891,183 |
| November | 506,962 | 935,703 | 1,692,974 | 4,363,571 | 5,730,428 | 7,065,390 | 8,567,383 | 14,236,905 | 17,766,196 |
| December | 367,231 | 757,960 | 1,430,245 | 3,853,523 | 4,598,432 | 6,365,159 | 7,761,238 | 11,817,301 | 16,244,629 |
| January | * | 817,031 | 1,601,388 | 4,101,982 | 5,968,718 | 7,273,607 | 10,992,778 | 12,969,377 | 16,159,061 |
| February | 768,969 | 1,061,693 | 2,014,961 | 4,136,356 | 6,327,405 | 6,943,384 | 10,842,677 | 13,299,943 | 16,556,179 |
| March | 924,787 | 1,245,231 | 2,100,228 | 4,830,946 | 5,918,802 | 4,529,088 | 12,533,014 | 14,121,130 | 17,776,527 |
| April | 736,529 | 1,512,718 | 2,201,534 | 4,840,545 | 6,700,884 | 7,092,668 | 11,697,974 | 14,770,034 | 11,376,161 |
| May | 431,943 | 1,069,806 | 1,758,244 | not available | 5,183,978 | 5,744,861 | 10,366,623 | 12,431,886 | 9,619,276 |
| Total | 5,362,411 | 10,562,923 | 18,681,889 | 44,512,000 | 60,834,051 | 70,607,825 | 108,345,319 | 151,846,009 | 183,399,175 |

* Data not available for 1999-2000.

Source: Information Technology Services

CONNORS FAMILY LEARNING CENTER

The Connors Family Learning Center is a comprehensive, inclusive resource serving all of the University's students and faculty. The mission of the Center is to enhance teaching and learning across the University. One of the CFLC's three professional staff members assists students with learning disabilities, helping to ensure their academic success at Boston College. The Center also sponsors seminars, workshops, and discussions for faculty and graduate teaching fellows on strategies for successful teaching and learning. To address the needs of the great majority of Boston College students, the Center provides tutoring for more than 60 courses, including calculus, statistics, biology, chemistry, nursing, accounting, classical and foreign languages, English as a Second Language, and writing (All CFLC tutors are recommended and approved by their relevant academic departments; most are graduate students, juniors, or seniors.). Tutoring and all other academic support services are free of charge to all Boston College students and instructors. The CFLC, which opened its doors in September 1991, is located on the second floor of O'Neill Library in the Eileen M. and John M. Connors, Jr. Learning Center.

Source: Connors Family Learning Center

CONNORS FAMILY LEARNING CENTER STATISTICS

| Academic Year | Total Student Contact Hours | Hours of Tutoring | # of Students Tutored | Hours of Supplemental Instruction | # of Students in Supplemental Instruction | Rated Tutoring "Extremely" or "Very" Helpful |
|---------------|-----------------------------|-------------------|-----------------------|-----------------------------------|---|--|
| 1996-97 | 6,162 | 6,162 | 2,000 | ---- | ---- | 92% |
| 1997-98 | 6,050 | 6,050 | 1,810 | ---- | ---- | 93% |
| 1998-99 | 6,012 | 6,012 | 2,100 | ---- | ---- | 93% |
| 1999-00 | 5,800 | 5,800 | 2,200 | ---- | ---- | 93% |
| 2000-01 | 5,882 | 5,882 | 2,200 | ---- | ---- | 93% |
| 2001-02 | 5,976 | 5,976 | 2,150 | ---- | ---- | 92% |
| 2002-03 | 6,755 | 4,329 | 1,600 | 2,426 | 540 | 92% |
| 2003-04 | 6,663 | 4,016 | 1,550 | 2,647 | 587 | 93% |
| 2004-05 | 6,331 | 3,551 | 1,560 | 2,780 | 600 | 93% |
| 2005-06 | 6,775 | 4,486 | 1,331 | 2,289 | 368 | 93% |

Source: Connors Family Learning Center

THE McMULLEN MUSEUM OF ART

The Charles S. and Isabella V. McMullen Museum of Art aims to increase understanding of the visual arts, to encourage inquiry, and to enrich learning through the display of a notable permanent collection and special exhibitions of international importance. The Museum occupies two floors of Devlin Hall. Spacious galleries with movable walls provide flexible exhibition spaces that rival venues in larger museums. The Museum maintains an active special exhibition program, bringing outstanding works from around the world to Chestnut Hill. The Museum organizes public lectures, symposia, workshops, film series, and gallery tours to accompany current exhibitions. Begun in the nineteenth century, the University's permanent collection contains works that span the history of art from Europe, Asia, and the Americas. Outstanding among them are Gothic and Baroque tapestries, Italian paintings of the sixteenth and seventeenth centuries, American landscape paintings of the nineteenth and early twentieth centuries, and Japanese prints. The collection is displayed on a rotating basis in the Museum's galleries. In keeping with the teaching mission of a university museum, accompanying text explains the significance of each work in its historical context and addresses questions from the current scholarship. Web site: www.bc.edu/artmuseum.

Source: McMullen Museum of Art

RESEARCH & SPONSORED PROJECTS

RESEARCH AND SPONSORED PROJECTS

Highlights of Sponsored Activities

2005-2006

A total of 349 proposals were submitted in FY2006. The amount of funding requested for the total project period for these proposals was \$160,478,836. In FY2006, Boston College received \$44.4 million in awards for research and sponsored programs activity, based upon receipt of 358 funding actions. FY2006 totals represent the best year in University history. Overall, Boston College faculty members continue to be successful in securing external funds. In addition, there is a greater number of faculty working with the Office for Sponsored Programs to secure external funding from both Federal and non-Federal sponsors.

Source: Office for Sponsored Programs

SUMMARY OF SPONSORED PROJECT AWARDS

2005-2006

| Department | No. of Awards | Amount | Department | No. of Awards | Amount |
|--|---------------|-------------|--|---------------|---------------------|
| Biology | 20 | \$2,287,384 | Intersections Project | 1 | \$500,000 |
| Center for Human Rights & Int'l Justice | 1 | 30,004 | Irish Institute | 1 | 749,850 |
| Center on Aging and Work ¹ | 1 | 1,120,296 | Law School | 12 | 377,767 |
| Center on Wealth and Philanthropy ² | 6 | 173,000 | Learning to Learn | 2 | 490,823 |
| Chemistry | 48 | 5,139,350 | Management ⁴ | 18 | 4,094,007 |
| Computer Science | 1 | 113,600 | Mathematics | 7 | 179,264 |
| Economics | 1 | 309,000 | McMullen Museum | 1 | 45,000 |
| Education ³ | 59 | 8,308,965 | Physics | 25 | 2,062,125 |
| Finance | 1 | 30,000 | Political Science | 3 | 159,259 |
| Fine Arts | 3 | 45,000 | Provost and Dean of Faculties ⁵ | 1 | 1,264,204 |
| Geology | 6 | 153,786 | Psychology | 8 | 1,319,934 |
| Graduate School of Arts and Sciences | 1 | 30,000 | Romance Languages & Literature | 1 | 6,041 |
| Graduate School of Social Work | 23 | 3,134,743 | School of Nursing ⁶ | 11 | 857,714 |
| Information Systems | 1 | 10,000 | Sociology | 3 | 177,677 |
| Inst. Religious Ed. & Pastoral Min. (IREPM) | 3 | 186,665 | Theology | 1 | 10,000 |
| Institute for Scientific Research | 59 | 7,054,664 | Weston Observatory | 14 | 332,917 |
| Instructional Design & eTeaching Svcs. | 1 | 130,000 | | | |
| International Study Center | 14 | 3,473,868 | Total | 358 | \$44,356,907 |

¹ Credit for this award is jointly shared by the Graduate School of Arts & Sciences (M. Smyer) and the Graduate School of Social Work (M. Pitt-Catsouphes).

² Formerly the Social Welfare Research Institute (SWRI).

³ Includes the Campus School, CSIEEP, Center for Child, Family and Community Partnerships.

⁴ Includes Center for Retirement Research, the Center for Work and Family, the Center for Corporate Citizenship.

⁵ Formerly AVP Dean of Faculties. ⁶ Includes Psychiatric Mental Health.

Source: Office for Sponsored Programs

SPONSORED PROJECTS

Source and Application of Funding (Dollars in Thousands)

| | 1996-1997 | 1997-1998 | 1998-1999 | 1999-2000 | 2000-2001 | 2001-2002 | 2002-2003 | 2003-2004 | 2004-2005 | 2005-2006 |
|--------------------------|------------------|------------------|------------------|------------------|------------------|------------------|------------------|------------------|------------------|------------------|
| Revenues | | | | | | | | | | |
| Sponsored Research | \$ 12,902 | \$ 14,608 | \$ 18,700 | \$ 22,860 | \$ 23,796 | \$ 26,296 | \$ 27,136 | \$ 28,989 | \$ 28,565 | \$ 32,177 |
| Other Sponsored Activity | 5,558 | 4,961 | 5,112 | 6,240 | 8,234 | 8,675 | 8,143 | 7,195 | 7,243 | 6,554 |
| Student Aid | 5,863 | 6,544 | 6,871 | 7,270 | 7,430 | 8,079 | 8,016 | 7,803 | 8,161 | 7,998 |
| Total | 24,323 | 26,113 | 30,683 | 36,370 | 39,460 | 43,050 | 43,295 | 43,987 | 43,969 | 46,729 |
| Source | | | | | | | | | | |
| Government: | | | | | | | | | | |
| Federal | 18,957 | 20,182 | 22,760 | 25,449 | 28,677 | 31,513 | 31,773 | 30,528 | 31,394 | 32,196 |
| State | 1,001 | 1,415 | 1,326 | 1,908 | 1,858 | 2,060 | 1,584 | 1,674 | 2,180 | 1,560 |
| Local | 2,009 | 1,913 | 2,005 | 3,118 | 2,741 | 2,333 | 2,412 | 2,189 | 2,158 | 2,372 |
| Non-Government | 2,356 | 2,603 | 4,592 | 5,895 | 6,184 | 7,144 | 7,526 | 9,596 | 8,237 | 10,601 |
| Total | \$ 24,323 | \$ 26,113 | \$ 30,683 | \$ 36,370 | \$ 39,460 | \$ 43,050 | \$ 43,295 | \$ 43,987 | \$ 43,969 | \$ 46,729 |

Source: Office of the Controller

SPONSORED PROJECTS BY DEPARTMENT

Total Accounted Expense (Dollars in Thousands)

| | 1996-97 | 1997-98 | 1998-99 | 1999-00 | 2000-01 | 2001-02 | 2002-03 | 2003-04 | 2004-05 | 2005-06 |
|-------------------------------------|-----------------|-----------------|-----------------|-----------------|-----------------|-----------------|-----------------|-----------------|-----------------|-----------------|
| Provost/Dean of Faculties | - | - | - | - | - | - | - | \$68 | \$739 | \$1,005 |
| Athletics | 65 | 65 | 62 | 71 | - | - | - | - | - | - |
| BCRAPL ¹ | - | - | - | - | 125 | 108 | 254 | 138 | 107 | 154 |
| Biology | 1,330 | 1,295 | 1,170 | 1,477 | 1,682 | 2,087 | 2,631 | 2,647 | 2,990 | 2,009 |
| CCFCP ² | - | - | 397 | 618 | 339 | 369 | 396 | 454 | 253 | 715 |
| Center for Corporate Citizenship | 33 | 45 | 199 | 212 | 88 | 90 | 384 | 403 | 566 | 395 |
| Center for Ignatian Spirituality | - | - | - | 33 | 16 | 1 | - | - | - | - |
| Center for Work and Family | 36 | 269 | 301 | 308 | 693 | 57 | 29 | 32 | 8 | 39 |
| Center on Aging and Work | - | - | - | - | - | - | - | - | - | 756 |
| Center on Wealth & Philanthropy | 178 | 173 | 155 | 171 | 261 | 275 | 284 | 172 | 279 | 245 |
| Chemistry | 3,270 | 3,350 | 4,642 | 4,429 | 4,950 | 5,553 | 5,567 | 5,415 | 5,103 | 5,214 |
| Church in the 21st Century | - | - | - | - | - | - | - | - | - | 47 |
| College of Arts & Sciences | 192 | 142 | 52 | 15 | - | - | - | - | 108 | 72 |
| Computer Science | - | - | - | - | - | - | - | - | - | 89 |
| Economics | 341 | 336 | 233 | 109 | 115 | 93 | 153 | 225 | 232 | 234 |
| Fine Arts | 8 | 24 | 94 | 32 | 83 | 92 | 110 | 131 | 85 | 20 |
| Geology and Geophysics ³ | 497 | 538 | 468 | 384 | 480 | 611 | 469 | 330 | 401 | 503 |
| Graduate School of Social Work | 305 | 402 | 310 | 561 | 553 | 856 | 1,398 | 2,202 | 2,817 | 3,201 |
| History | - | 92 | 89 | 70 | 54 | 71 | 93 | 89 | 52 | 4 |
| Initiatives on Aging | - | - | - | - | - | 609 | 728 | 729 | - | - |
| Institute for Scientific Research | 3,421 | 3,182 | 3,417 | 3,999 | 4,048 | 4,771 | 4,915 | 5,045 | 5,061 | 6,044 |
| International Programs | - | - | - | 65 | 71 | 26 | 10 | - | - | - |
| IRE/Pastoral Ministry | - | 13 | 14 | 1 | 7 | - | - | - | 20 | 121 |
| Irish Institute | - | 475 | 920 | 741 | 589 | 774 | 671 | 412 | 347 | 551 |
| Law School | 276 | 201 | 131 | 342 | 349 | 434 | 287 | 215 | 275 | 397 |
| Learning to Learn | 142 | 152 | 161 | 177 | 184 | 229 | 243 | 294 | 430 | 500 |
| Mathematics ⁴ | 691 | 404 | 152 | 287 | 257 | 319 | 316 | 304 | 341 | 140 |
| McMullen Art Museum | - | - | 48 | 38 | 6 | 4 | 35 | 6 | 6 | - |
| O'Neill Library | 268 | 28 | 3 | - | - | - | - | - | - | - |
| Physics | 184 | 337 | 636 | 1,612 | 1,425 | 1,704 | 1,707 | 2,204 | 1,752 | 2,053 |
| Political Science | 1 | 151 | 116 | 214 | 268 | 270 | 88 | 179 | 83 | 90 |
| Psychology | 216 | 356 | 283 | 350 | 511 | 449 | 637 | 642 | 713 | 745 |
| School of Education | 2,969 | 2,676 | 3,297 | 3,902 | 3,962 | 3,500 | 3,499 | 5,199 | 5,667 | 4,783 |
| CSTEEP ⁵ | 2,613 | 3,274 | 4,715 | 1,112 | 2,584 | 3,210 | 3,654 | 1,500 | 1,030 | 1,391 |
| International Study Center | - | - | - | 5,186 | 5,299 | 4,154 | 2,498 | 2,915 | 2,870 | 3,265 |
| School of Management | 481 | 481 | 688 | 1,617 | 2,375 | 2,563 | 2,333 | 2,715 | 2,223 | 2,649 |
| School of Nursing | 444 | 521 | 554 | 518 | 396 | 813 | 972 | 705 | 1,020 | 1,061 |
| Sociology | 95 | 192 | 246 | 214 | 28 | 82 | 131 | 146 | 158 | 166 |
| Student Aid | 5,863 | 6,544 | 6,871 | 7,270 | 7,430 | 8,051 | 7,987 | 7,803 | 8,161 | 7,998 |
| Theology | 309 | 370 | 243 | 222 | 123 | 97 | 74 | 73 | 14 | 28 |
| University Mission and Ministry | - | - | - | - | 78 | 635 | 668 | 552 | 48 | 17 |
| Other ⁶ | 95 | 25 | 16 | 13 | 31 | 93 | 74 | 43 | 10 | 29 |
| Total | \$24,323 | \$26,113 | \$30,683 | \$36,370 | \$39,460 | \$43,050 | \$43,295 | \$43,987 | \$43,969 | \$46,730 |

¹The Boisi Center for Religion & American Public Life (BCRAPL). ²The Center for Child, Family, and Community Partnerships (CCFCP). ³Includes Weston Observatory. ⁴Includes the Mathematics Institute. ⁵The Center for the Study of Testing, Evaluation, and Educational Policy. ⁶Other includes African and African Diaspora Studies, Burns Library, Classical Studies, English, Human Resources, Jesuit Institute, Music, Philosophy, Romance Languages, Slavic/Eastern Languages, Student Development, University Librarian. Source: Office of the Controller

DOLLAR AMOUNT OF SPONSORED PROJECT AWARDS RECEIVED By Department (Dollars in Thousands)

| | 1996-97 | 1997-98 | 1998-99 | 1999-00 | 2000-01 | 2001-02 | 2002-03 | 2003-04 | 2004-05 | 2005-06 |
|---|-----------------|-----------------|-----------------|-----------------|-----------------|-----------------|-----------------|-----------------|-----------------|-----------------|
| Alcohol Education Program | - | - | - | - | - | - | - | - | \$5 | - |
| Associate VP for Research | - | - | - | 1,717 | 1,779 | 3,235 | 35 | 1,617 | - | - |
| BCRAPL ¹ | - | - | - | 297 | 40 | 153 | 358 | 120 | 150 | - |
| Biology | 1,395 | 1,109 | 2,047 | 1,453 | 1,947 | 3,111 | 2,534 | 2,564 | 2,073 | 2,287 |
| CCCR ² | - | - | 570 | - | - | 839 | 150 | 659 | - | - |
| CCFCP ³ | 159 | 100 | 1,542 | 410 | 198 | 641 | 435 | 504 | 622 | 799 |
| Center for Work & Family | 86 | 452 | 199 | 398 | 72 | 34 | - | - | 3 | 72 |
| Center on Aging & Work ⁴ | - | - | - | - | - | - | - | - | - | 1,120 |
| Center on Wealth & Philanthropy | 233 | 367 | 100 | 270 | - | 445 | 99 | 450 | 196 | 173 |
| Chemistry | 3,769 | 4,376 | 4,027 | 4,746 | 6,323 | 5,783 | 5,082 | 6,599 | 4,053 | 5,139 |
| Church in the 21 st Century | - | - | - | - | - | - | - | - | 52 | - |
| Compliance & Property Mgmt | - | - | - | - | - | - | - | - | 26 | - |
| Computer Science | - | - | 283 | - | 63 | 66 | 74 | - | 20 | 114 |
| Center for Corporate Citizenship | - | - | - | - | - | - | - | - | 894 | 446 |
| Center for Human Rights & Int'l Justice | - | - | - | - | - | - | - | - | - | 30 |
| Center for Retirement Research | - | - | - | - | - | - | - | - | 2,855 | 3,011 |
| Economics | 372 | 266 | 158 | 147 | 64 | 216 | - | 308 | 309 | 309 |
| Finance | - | - | - | - | - | - | - | - | - | 30 |
| Fine Arts | 20 | 10 | 193 | 40 | 94 | 129 | 237 | 21 | 74 | 45 |
| Geology and Geophysics ⁵ | 239 | 467 | 461 | 469 | 573 | 465 | 408 | 445 | 398 | 487 |
| Graduate School of Arts & Sciences | 48 | 41 | 25 | 25 | - | - | - | - | 66 | 30 |
| Graduate School of Social Work ⁶ | 720 | 149 | 199 | 793 | 1,045 | 668 | 2,390 | 3,407 | 3,974 | 3,135 |
| History | - | 161 | - | 150 | 56 | 18 | 160 | - | 50 | - |
| Information Systems | - | - | - | - | - | - | - | - | - | 10 |
| Institute for Scientific Research | 3,510 | 3,062 | 3,587 | 4,489 | 4,893 | 4,570 | 4,561 | 4,890 | 6,782 | 7,055 |
| Instr'l Design & eTeaching Services | - | - | - | - | - | - | - | - | - | 130 |
| Intersections Project | - | - | - | - | - | - | - | - | - | 500 |
| IREPM ⁷ | - | 28 | - | 7 | - | - | - | - | 117 | 187 |
| Irish Institute | - | 1,100 | 1,100 | 220 | 685 | 818 | 500 | 325 | 350 | 750 |
| Law School | 77 | 51 | 172 | 303 | 222 | 171 | 150 | 284 | 341 | 378 |
| Learning to Learn | 175 | - | 189 | 198 | 201 | 224 | 230 | 455 | 483 | 491 |
| Mathematics ⁸ | 69 | 174 | 246 | 356 | 275 | 163 | 360 | 374 | 266 | 179 |
| McMullen Museum | - | - | - | - | - | - | - | - | - | 45 |
| Music | 50 | - | - | - | - | - | - | - | - | - |
| Other | 69 | 248 | 135 | - | 2,092 | 99 | - | 30 | - | - |
| Philosophy | 30 | - | 17 | - | - | 61 | - | - | - | - |
| Physics | 323 | 366 | 1,234 | 1,807 | 1,393 | 4,307 | 2,623 | 1,826 | 2,076 | 2,062 |
| Political Science | 107 | 152 | 281 | 144 | 303 | 62 | 116 | 150 | 50 | 159 |
| Provost and Dean of Faculties | - | - | - | - | - | - | - | - | 1,000 | 1,264 |
| Psychology | 193 | 448 | 441 | 121 | 542 | 342 | 495 | 1,195 | 807 | 1,320 |
| Romance Languages | - | - | 1 | - | 2 | 1 | - | - | 6 | 6 |
| School of Education | 1,281 | 1,431 | 2,398 | 3,691 | 2,705 | 2,843 | 3,074 | 4,416 | 1,857 | 2,833 |
| Campus School | 1,874 | 1,816 | 2,045 | 2,174 | 2,442 | 2,557 | 2,852 | 2,922 | 2,662 | 2,765 |
| CSTEPP ⁹ | 2,920 | 4,974 | 6,451 | 702 | 2,313 | 1,478 | 1,478 | 1,166 | 1,593 | 1,913 |
| International Study Center | - | - | - | 5,167 | 3,635 | 3,871 | 2,961 | 3,675 | 2,090 | 3,474 |
| School of Management ¹⁰ | 492 | 552 | 1,874 | 694 | 1,038 | 550 | 2,581 | 2,329 | 464 | 565 |
| School of Nursing ¹¹ | 498 | 513 | 445 | 306 | 768 | 1,281 | 794 | 1,315 | 1,076 | 858 |
| Slavic/Eastern Languages | 4 | 33 | 12 | - | - | - | - | - | - | - |
| Sociology | 163 | 283 | 238 | 44 | 38 | 115 | 167 | 139 | 156 | 178 |
| Theology | 324 | 343 | 226 | 125 | 120 | 70 | 100 | 25 | 25 | 10 |
| Total | \$19,200 | \$23,072 | \$30,896 | \$31,463 | \$35,921 | \$39,386 | \$35,004 | \$42,210 | \$38,021 | \$44,357 |

¹ The Boisi Center for Religion & American Public Life (BCRAPL).

² The Center for Corporate Community Relations (CCCR).

³ The Center for Child, Family, and Community Partnerships (CCFCP).

⁴ Credit for this award is jointly shared by the Graduate School of Arts & Sciences and the Graduate School of Social Work.

⁵ Includes Weston Observatory.

⁶ Includes continuing education SW.

⁷ The Institute for Religious Education and Pastoral Ministry (IREPM).

⁸ Includes the Mathematics Institute.

⁹ The Center for the Study of Testing, Evaluation, and Educational Psychology.

¹⁰ Includes Operations & Strategic Management and Organizational Studies.

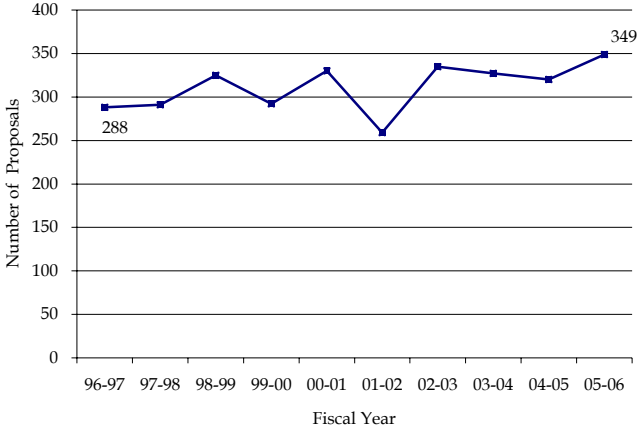
¹¹ Includes Psychiatric Mental Health and Graduate Nursing Programs.

Note: Student aid funds managed by the Financial Aid Office are not included in this table (they are included in other tables in this section provided by the Controller's Office). In some cases dollar amounts in columns may not add to the column total due to rounding.

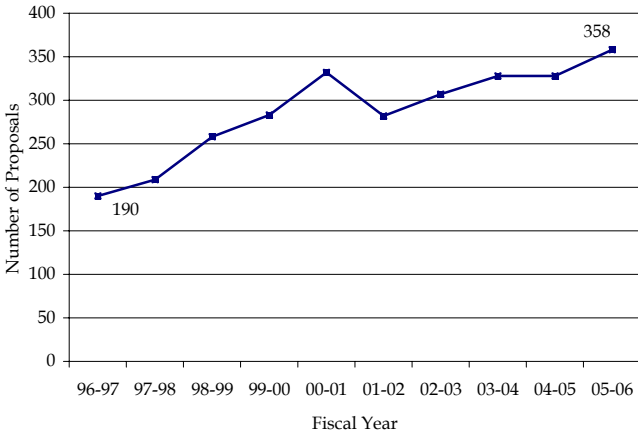
Source: Office for Sponsored Programs

SPONSORED PROJECTS ACTIVITY Fiscal Year 1996-97 through 2005-06

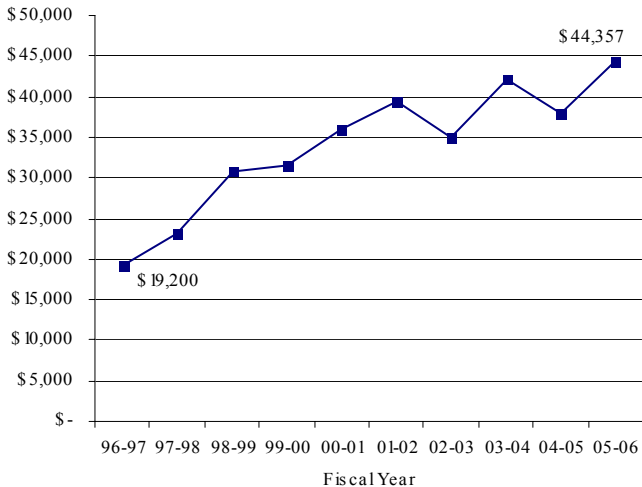
NUMBER OF SPONSORED PROJECT PROPOSALS SUBMITTED, FY97 – FY06



NUMBER OF SPONSORED PROJECT AWARDS RECEIVED, FY97 – FY06



DOLLAR AMOUNT OF SPONSORED PROJECT AWARDS RECEIVED, FY97 – FY06



The number of Sponsored Research Awards received at Boston College nearly doubled between FY97 and FY06. During that same period, the dollar amount of the awards received increased by 131%.

NUMBER OF SPONSORED PROJECT PROPOSALS SUBMITTED By Department, 1996-1997 through 2005-2006

| | 1996-97 | 1997-98 | 1998-99 | 1999-00 | 2000-01 | 2001-02 | 2002-03 | 2003-04 | 2004-05 | 2005-06 |
|---|------------|------------|------------|------------|------------|------------|------------|------------|------------|------------|
| Adult Health Nursing | - | - | - | - | - | - | - | - | 1 | - |
| Alcohol Education Program | - | - | - | - | - | - | - | - | 1 | - |
| Associate VP for Research | - | - | 1 | 1 | 7 | 6 | 7 | 6 | - | - |
| Arts & Sciences | - | - | 1 | 1 | 1 | - | 1 | - | - | 2 |
| BC Life-Long Learning Institute | - | - | - | - | - | - | - | - | - | 1 |
| BCRAPL ¹ | - | - | - | 3 | 2 | 4 | 2 | 3 | - | 3 |
| Biology | 31 | 31 | 34 | 20 | 20 | 25 | 31 | 48 | 38 | 51 |
| CCCR ² | 1 | 3 | 2 | - | 4 | 1 | 2 | 4 | - | - |
| CCFCP ³ | 1 | 1 | 13 | 10 | 20 | 17 | 6 | 2 | 4 | 5 |
| Center for Corporate Citizenship | - | - | - | - | - | - | - | - | 3 | 5 |
| Center for Human Rights & Int'l Justice | - | - | - | - | - | - | - | - | - | 1 |
| Center for Ignatian Spirituality | - | - | - | 1 | - | - | - | - | - | - |
| Center for Work & Family | 5 | 12 | 5 | 2 | 5 | 1 | - | - | 3 | - |
| Center on Aging & Work | - | - | - | - | - | - | - | - | 1 | 1 |
| Center on Wealth & Philanthropy | 2 | 1 | 1 | 2 | - | 1 | 2 | 2 | 3 | 7 |
| Center for Retirement Research | - | - | - | - | - | - | - | - | 4 | 5 |
| Chemistry | 57 | 48 | 46 | 46 | 41 | 38 | 53 | 43 | 60 | 59 |
| Church in the 21 st Century | - | - | - | - | - | - | - | - | - | 1 |
| Communications | - | - | - | - | 1 | 1 | - | 2 | 2 | - |
| Computer Science | - | 6 | - | 3 | 4 | 1 | 1 | 4 | 2 | 2 |
| Economics | 7 | 5 | 9 | 2 | 1 | 2 | 4 | 3 | 1 | 6 |
| English | 1 | 1 | - | 1 | 1 | - | 1 | 2 | - | - |
| Facilities Management | - | - | - | - | - | - | - | - | - | 1 |
| Finance | - | - | - | - | - | - | - | - | 1 | - |
| Fine Arts | 2 | 3 | 2 | 8 | 19 | 4 | 3 | 4 | 2 | 4 |
| Geology and Geophysics ⁴ | 12 | 21 | 21 | 19 | 14 | 8 | 8 | 15 | 20 | 33 |
| Graduate School of Arts & Sciences | - | 2 | 1 | 1 | - | 1 | - | - | 2 | - |
| Graduate School of Social Work | 12 | 13 | 8 | 11 | 14 | 12 | 17 | 22 | 20 | 14 |
| History | 3 | 3 | 1 | 1 | 1 | 2 | 1 | 2 | - | - |
| Honors Program | - | - | - | - | 1 | 1 | - | - | - | - |
| Information Systems | - | - | - | - | - | - | - | - | - | 1 |
| Institute for Scientific Research | 12 | 4 | 10 | 6 | 23 | 7 | 16 | 11 | 11 | 13 |
| IREPM ⁵ | - | - | - | - | - | - | - | - | 2 | 3 |
| Instr'l Design & eTeaching Services | - | - | - | - | - | - | - | - | - | 1 |
| Intersections Project | - | - | - | - | - | - | - | - | - | 1 |
| Irish Institute | - | 1 | 2 | 4 | 2 | 2 | 4 | 4 | 1 | 1 |
| Jesuit Institute | 1 | - | - | - | - | - | - | - | - | - |
| Law School | 3 | 3 | 5 | 5 | 3 | 7 | 10 | 4 | 5 | 10 |
| Learning to Learn | 1 | 1 | - | 1 | 1 | - | 2 | 1 | 2 | 2 |
| Marketing | - | - | - | - | - | - | - | - | - | 1 |
| Mathematics ⁶ | 2 | 7 | 7 | 1 | 9 | 8 | 2 | 5 | 4 | 8 |
| Mission and Ministry | - | - | - | - | 1 | - | - | - | - | - |
| O'Neill Library | - | - | - | - | - | - | - | - | - | 1 |
| Other | 3 | 5 | 4 | 4 | 3 | 1 | 2 | 2 | - | - |
| Philosophy | 1 | - | 1 | - | 1 | - | - | - | 1 | 1 |
| Physics | 22 | 12 | 26 | 28 | 28 | 26 | 28 | 28 | 25 | 20 |
| Political Science | 3 | 7 | 8 | 4 | 7 | 4 | 2 | 3 | 2 | 5 |
| President's Office | - | - | - | - | - | - | - | - | - | 1 |
| Provost and Dean of Faculties | - | - | - | - | - | - | - | - | - | 1 |
| Psychology | 8 | 13 | 10 | 16 | 18 | 9 | 14 | 23 | 20 | 16 |
| Romance Languages | - | - | 1 | 1 | 1 | 1 | - | - | 3 | 2 |
| School of Education | 43 | 36 | 42 | 27 | 27 | 21 | 36 | 28 | 30 | 21 |
| Campus School | 4 | 5 | 5 | 5 | 5 | 6 | 9 | 7 | 7 | 6 |
| CSTEPP ⁷ | 13 | 23 | 21 | 25 | 14 | 11 | 12 | 15 | 10 | 4 |
| International Study Center | - | - | - | - | 6 | 8 | 2 | 2 | 1 | 2 |
| School of Management ⁸ | 9 | 3 | 6 | 4 | 4 | 4 | 22 | 12 | 9 | 7 |
| School of Nursing | 16 | 12 | 18 | 16 | 18 | 11 | 22 | 15 | 15 | 18 |
| Slavic/Eastern Languages | 3 | 2 | 5 | 5 | 1 | - | - | - | - | - |
| Sociology | 8 | 6 | 7 | 6 | - | 6 | 9 | 4 | 3 | 2 |
| Theology | 2 | 1 | 2 | 2 | 2 | 2 | 4 | 1 | 1 | - |
| Total | 288 | 291 | 325 | 292 | 330 | 259 | 335 | 327 | 320 | 349 |

¹ The Boisi Center for Religion & American Public Life (BCRAPL)² The Center for Corporate Community Relations (CCCR)³ The Center for Child, Family and Community Partnerships (CCFCP)⁴ Includes Weston Observatory⁵ The Institute for Religious Education and Pastoral Ministry (IREPM)⁶ Includes the Mathematics Institute⁷ The Center for the Study of Testing, Evaluation, and Educational Policy⁸ Includes Operations & Strategic Management and Organizational Studies

Source: Office for Sponsored Programs

NUMBER OF SPONSORED PROJECT AWARDS RECEIVED By Department, 1996-1997 through 2005-2006

| | 1996-97 | 1997-98 | 1998-99 | 1999-00 | 2000-01 | 2001-02 | 2002-03 | 2003-04 | 2004-05 | 2005-06 |
|---|------------|------------|------------|------------|------------|------------|------------|------------|------------|------------|
| Alcohol Education Program | - | - | - | - | - | - | - | - | 1 | - |
| Associate VP for Research | - | - | - | 2 | 1 | 2 | 1 | 3 | - | - |
| BCRAPL ¹ | - | - | - | 2 | 1 | 3 | 6 | 1 | 1 | - |
| Biology | 16 | 12 | 17 | 16 | 17 | 24 | 20 | 22 | 15 | 20 |
| CCCR ² | - | - | 3 | - | - | 3 | 1 | 5 | - | - |
| CCFCP ³ | 1 | 1 | 7 | 1 | 16 | 12 | 7 | 4 | 5 | 9 |
| Center for Corporate Citizenship | - | - | - | - | - | - | - | - | 3 | 3 |
| Center for Work & Family | 2 | 13 | 6 | 4 | 4 | 1 | - | - | 1 | 2 |
| Center on Aging & Work ⁴ | - | - | - | - | - | - | - | - | - | 1 |
| Center on Wealth & Philanthropy | 2 | 2 | 1 | 2 | - | 1 | 3 | 2 | 9 | 6 |
| Center for Retirement Research | - | - | - | - | - | - | - | - | 4 | 5 |
| Center for Human Rights & Int'l Justice | - | - | - | - | - | - | - | - | - | 1 |
| Chemistry | 38 | 46 | 40 | 52 | 45.5 | 40 | 43 | 51 | 40 | 48 |
| Church in the 21 st Century | - | - | - | - | - | - | - | - | 1 | - |
| Compliance & Property Mgmt | - | - | - | - | - | - | - | - | 1 | - |
| Computer Science | - | - | 2 | - | 1 | 1 | 1 | - | 2 | 1 |
| Economics | 5 | 2 | 4 | 3 | 1 | 4 | - | 1 | 1 | 1 |
| Finance | - | - | - | - | - | - | - | - | - | 1 |
| Fine Arts | 1 | 1 | 4 | 3 | 6 | 5 | 8 | 2 | 4 | 3 |
| Geology and Geophysics ⁵ | 4 | 8 | 10 | 9 | 6.5 | 9 | 5 | 6 | 13 | 20 |
| Graduate School of Arts & Sciences | 1 | 1 | 1 | 1 | - | - | - | - | 2 | 1 |
| Graduate School of Social Work ⁶ | 11 | 8 | 7.5 | 16 | 12 | 13 | 29 | 22 | 25 | 23 |
| History | - | 3 | - | 1 | 3 | 1 | 2 | - | 3 | - |
| Information Systems | - | - | - | - | - | - | - | - | - | 1 |
| Institute for Scientific Research | 13 | 17 | 15 | 15 | 42 | 34 | 47 | 42 | 62 | 59 |
| Instr'l Design & eTeaching Services | - | - | - | - | - | - | - | - | - | 1 |
| Intersections Project | - | - | - | - | - | - | - | - | - | 1 |
| IREPM ⁷ | - | 1 | - | 1 | - | - | - | - | 2 | 3 |
| Irish Institute | - | 2 | 2 | 2 | 3 | 3 | 2 | 4 | 1 | 1 |
| Law School | 2 | 3 | 3 | 5 | 3.5 | 7 | 5 | 8 | 9 | 12 |
| Learning to Learn | 1 | - | 1 | 2 | 21 | 2 | 1 | 3 | 3 | 2 |
| Mathematics ⁸ | 2 | 3 | 5 | 4 | 5 | 4 | 7 | 9 | 9 | 7 |
| McMullen Museum | - | - | - | - | - | - | - | - | - | 1 |
| Music | 1 | - | - | - | - | - | - | - | - | - |
| Other | 2 | 3 | 2 | - | 2.5 | 1 | - | 1 | - | - |
| Philosophy | 1 | - | 1 | - | - | 1 | - | - | - | - |
| Physics | 10 | 11 | 18 | 25 | 21 | 15 | 17 | 20 | 27 | 25 |
| Political Science | 3 | 6 | 10 | 4 | 6 | 5 | 3 | 3 | 1 | 3 |
| Provost and Dean of Faculties | - | - | - | - | - | - | - | - | 1 | 1 |
| Psychology | 5 | 5 | 8 | 5 | 9 | 3 | 11 | 16 | 10 | 8 |
| Romance Languages | - | - | 1 | - | 1 | 1 | - | - | 1 | 1 |
| School of Education | 27 | 26 | 29.5 | 38 | 33 | 23 | 26 | 43 | 27 | 23 |
| Campus School | 5 | 6 | 5 | 9 | 6 | 8 | 6 | 8 | 7 | 10 |
| CSTEED ⁹ | 11 | 1 | 28 | 12 | 12 | 12 | 12 | 8 | 9 | 17 |
| International Study Center | - | - | - | 24 | 20 | 16 | 13 | 14 | 9 | 14 |
| School of Management ¹⁰ | 5 | 4 | 6 | 9 | 17 | 7 | 13 | 13 | 5 | 8 |
| School of Nursing ¹¹ | 11 | 12 | 12 | 10 | 13 | 16 | 14 | 13 | 10 | 11 |
| Slavic/Eastern Languages | 1 | 2 | 1 | - | - | - | - | - | - | - |
| Sociology | 5 | 6 | 4 | 3 | 1 | 4 | 3 | 3 | 3 | 3 |
| Theology | 4 | 4 | 4 | 3 | 2 | 1 | 1 | 1 | 1 | 1 |
| Total | 190 | 209 | 258 | 283 | 332 | 282 | 307 | 328 | 328 | 358 |

¹ The Boisi Center for Religion & American Public Life (BCRAPL)² The Center for Corporate Community Relations (CCCR)³ The Center for Child, Family, and Community Partnerships (CCFCP)⁴ Credit for this award is jointly shared by the Graduate School of Arts & Sciences and the Graduate School of Social Work⁵ Includes Weston Observatory⁶ Includes continuing education SW⁷ The Institute for Religious and Pastoral Ministry (IREPM)⁸ Includes the Mathematics Institute⁹ The Center for the Study of Testing, Evaluation, and Educational Policy¹⁰ Includes Operations & Strategic Management and Organizational Studies¹¹ Includes Psychiatric Mental Health and Graduate Nursing Program

Note: Student aid funds managed by the Financial Aid Office are not included in this table (they are included in other tables in this section provided by the Controller's Office). In some cases dollar amounts in columns may not add to the column total due to rounding.

Source: Office for Sponsored Programs

SELECTED SPONSORED PROJECT AWARDS 2005-2006

| Title | Source of Funding | Amount |
|--|--|-------------|
| Biology A General Bayesian Polymorphism Discovery Tool | NIH/National Human Genome Research Institute | \$369,355 |
| Center for Corporate Citizenship Corporate Reporting of Social, Environmental, and Governance Information: What Investors Want | NASD Investor Education Foundation | \$295,641 |
| Center on Aging and Work Sloan Center on Flexible Work Options and Older Workers: Adoption, Implementation, and Utilization | Alfred P. Sloan Foundation | \$1,120,296 |
| Chemistry Development of a Femtosecond Circular Dichroism Spectrometer for Research and Education | National Science Foundation | \$439,253 |
| DNA Lattices: Nanostructures of the Study of Biological Processes | NIH/National Institute of General Medicine Science | \$269,832 |
| Nanoscale Electrocatalytic Protein Detection | NIH/National Cancer Institute | \$154,500 |
| Education Urban Ecology Information Technology and Inquiry Science for Students and Teachers | National Science Foundation | \$1,349,637 |
| Irish Institute Boston FY2006 Exchange Programs for Northern Ireland and Ireland | U.S. Department of State | \$749,850 |
| Institute for Scientific Research Innovative Techniques to Model, Analyze and Monitor Space Effects on Air Force Space-Based Systems | U.S. Air Force | \$392,300 |
| Intersections Project Sustaining the Theological Exploration of Vocation 2005 | Lilly Endowment, Inc. | \$500,000 |
| Learning to Learn Student Services Program | U.S. Department of Education | \$270,823 |
| Psychology Do Experiments Predict Practice? Evaluating the Influence of Patience on Human Behavior | National Science Foundation | \$249,077 |
| School of Nursing CARE Intervention of Depressed Mothers and their Infants | NIH/National Institute of Nursing Research | \$347,625 |

Source: Office for Sponsored Programs

UNIVERSITY RESEARCH INSTITUTES AND CENTERS

| <u>Name of Center or Institute</u> | <u>Established</u> | <u>Contact Information</u> |
|--|--------------------|--|
| Boisi Center for Religion and American Public Life | 1999 | Alan Wolfe, Director |
| Boston College Business Institute | 1972 | Jeffrey L. Ringuest, Associate Dean |
| Center for Asset Management | 2005 | Hassan Tehranian, Director |
| Center for Catholic Education | 2006 | Michael James, Executive Director |
| Center for Child, Family, & Community Partnerships | 1997 | Mary Walsh, Director |
| Center for Christian-Jewish Learning | 2000 | Philip A. Cunningham, Executive Director |
| Center for Corporate Citizenship | 1985 | Bradley Googins, Executive Director |
| Center for East Europe, Russia & Asia | 1984 | Cynthia Simmons & Dr. Roberta Manning, Co-Directors |
| Center for Human Rights and International Justice | 2004 | David Hollenbach, S.J., Director |
| Center for Ignatian Spirituality | 1997 | Father Julio Giulietti, S.J., Director |
| Center for International Higher Education | 1996 | Phillip Altbach, Director |
| Center for International Partnerships & Programs | 1991 | Ourida Mostefae, Interim Director |
| Center for Investment Research and Management | 2002 | Richard V. Howe, Executive Director |
| Center for Irish Programs | 2000 | Thomas Hachey, Executive Director |
| Center for Irish Programs, Irish Institute | 1997 | Mary O'Herlihy, Director |
| Center for Irish Programs, Irish Studies | 1978 | Marjorie E. Howes & Robert J. Savage Jr., Co-Directors |
| Center for Nursing Research | 1992 | Mary E. Duffy, Director |
| Center for Retirement Research | 1998 | Alicia Munnell, Director |
| Center for the Study of Home & Community Life | 2004 | Kevin Mahoney, Director |
| Center for the Study of Testing, Evaluation & Educational Policy | 1980 | Joseph Pedulla, Director |
| Center for Work & Family | 1990 | J. Bradley Harrington, Executive Director |
| Center on Aging & Work | 2005 | Michael Smyer & Martha Pitt-Catsoupes, Co-Directors |
| Center on Wealth and Philanthropy | 1970 | Paul Schervish, Director |
| Church in the 21st Century Center | 2002 | Timothy Muldoon, Director |
| EagleEyes Project | 1996 | Phillip DiMattia, Director |
| Institute for Administrators in Catholic Higher Education | 2001 | Tracy Schier, Director |
| Institute for Scientific Research | 1954 | Patricia Doherty & Brian Sullivan, Co-Directors |
| Institute for the Study & Promotion of Race & Culture | 2000 | Janet E. Helms, Director |
| Institute of Medieval Philosophy & Theology | 1992 | Stephen F. Brown, Director |
| Institute of Religious Education & Pastoral Ministry | 1971 | Thomas Groome, Director |
| Jesuit Institute | 1988 | T. Frank Kennedy, S.J., Director |
| Lifelong Learning Institute | 1992 | Carol Naber, Program Manager |
| Lonergan Institute | 1986 | Kerry Cronin, Director |
| Mathematics Institute | 1957 | Stanley J. Bezuska, S.J., Director |
| Presidential Scholars Program | 1991 | Dennis Sardella, Director |
| Sloan Work & Family Research Network | 1997 | Judi Casey, Program Director |
| Small Business Development Center | 1980 | Joseph Andrews, Executive Director |
| TIMSS & PIRLS International Study Center | 1995 | Ina Mullis & Michael Martin, Co-Directors |
| Urban Ecology Institute | 1998 | Charles Lord, Executive Director |
| Weston Observatory | 1928 | John Ebel, Director |
| Winston Center for Leadership & Ethics | 2006 | Richard Keeley, Associate Dean & Director of Programs |
| Women's Resource Center | 1973 | Sheila McMahon, Director |

ATHLETICS

VARSITY SPORTS RECORDS

| | 2001-2002 | 2002-2003 | 2003-2004 | 2004-2005 | 2005-2006 |
|------------------------|-----------|-----------|-----------|-----------|-----------|
| | W-L-T | W-L-T | W-L-T | W-L-T | W-L-T |
| Men's Records | | | | | |
| Football | 8-4 | 9-4 | 8-5 | 9-3 | 9-3 |
| Basketball | 20-12 | 19-12 | 24-10 | 25-5 | 28-8 |
| Ice Hockey | 18-18-2 | 24-11-4 | 29-9-4 | 26-7-7 | 26-13-3 |
| Soccer | 1-8-0 | 18-5-0 | 6-7-4 | 13-5-2 | 5-9-2 |
| Lacrosse | 2-7 | * | * | * | * |
| Baseball | 30-25 | 33-21 | 32-27 | 37-20 | 28-25 |
| Swimming & Diving | 8-7 | 8-7 | 9-3 | 9-3 | 10-4 |
| Tennis | 13-9 | 10-8 | 10-14 | 11-13 | 7-18 |
| Women's Records | | | | | |
| Basketball | 23-8 | 22-9 | 27-7 | 20-10 | 21-12 |
| Field Hockey | 11-8 | 15-6 | 15-7 | 17-6 | 13-7 |
| Ice Hockey | 9-10-04 | 12-17-3 | 6-22-3 | 10-20-4 | 20-11-4 |
| Swimming & Diving | 8-7 | 12-3 | 10-2-1 | 10-2 | 9-1 |
| Tennis | 8-12 | 12-7 | 14-6 | 11-11 | 7-14 |
| Lacrosse | 8-9 | 9-6 | 6-11 | 10-7 | 8-9 |
| Soccer | 11-10-1 | 11-8-1 | 15-3-3 | 15-7 | 13-6-2 |
| Softball | 26-26-0 | 35-22 | 33-25 | 20-25 | 22-26 |
| Volleyball | 18-11 | 14-18 | 17-12 | 20-12 | 9-22 |

* Club Sport as of 2002-2003; Source: Media Relations Office

INTERCOLLEGIATE SPORTS PARTICIPATION 2005-2006

| Varsity Sport | Men | Women |
|------------------------------------|------------|------------|
| Baseball | 37 | - |
| Basketball | 13 | 11 |
| Fencing | 17 | 13 |
| Field Hockey | - | 26 |
| Football | 109 | - |
| Golf | 9 | 6 |
| Ice Hockey | 24 | 25 |
| Lacrosse | - | 27 |
| Rowing | - | 59 |
| Sailing | 18 | 26 |
| Skiing | 12 | 12 |
| Soccer | 28 | 30 |
| Softball | - | 16 |
| Swimming & Diving | 38 | 46 |
| Tennis | 9 | 8 |
| Track & Field and Cross Country | 73 | 74 |
| Volleyball | - | 14 |
| Totals | 387 | 393 |
| Total Participants | 780 | |

Source: Athletics Compliance Office

INTRAMURAL SPORTS PARTICIPATION 2005-2006

| Sport | # of Teams | # of Participants | | |
|---|------------|-------------------|--------------|--------------|
| | | Male | Female | Total |
| Fall | | | | |
| Men's Softball | 16 | 265 | n/a | 265 |
| Coed Softball | 16 | 175 | 122 | 297 |
| Football | 64 | 1,019 | 64 | 1,083 |
| Men's Soccer* | 24 | 306 | n/a | 306 |
| Women's Soccer* | 12 | n/a | 153 | 153 |
| Volleyball | 36 | 253 | 240 | 493 |
| Men's Basketball Tournament | 52 | 461 | n/a | 461 |
| Women's Basketball Tournament | 18 | n/a | 176 | 176 |
| Women's Singles Tennis Tournament | n/a | n/a | 16 | 16 |
| Men's Singles Tennis Tournament | n/a | 42 | n/a | 42 |
| Doubles Tennis Tournament | n/a | 18 | 18 | 36 |
| Coed Iron Eagle Fitness Challenge #1 | n/a | - | - | - |
| Racquetball* | n/a | 12 | 4 | 16 |
| Winter | | | | |
| Intermediate Ice Hockey | 12 | 146 | 22 | 168 |
| Advanced Ice Hockey | 10 | 122 | 7 | 129 |
| Men's Little East B-ball Tournament | 24 | 24 | n/a | 24 |
| Women's Little East B-ball Tournament | 6 | n/a | 6 | 6 |
| Men's Soccer | 24 | 285 | n/a | 285 |
| Women's Soccer | 12 | n/a | 173 | 173 |
| Men's Basketball | 111 | 1,025 | n/a | 1,025 |
| Women's Basketball | 23 | n/a | 184 | 184 |
| Spring | | | | |
| Men's Singles/Doubles Tennis Tournament | n/a | 30 | n/a | 30 |
| Women's Singles/Doubles Tennis Tournament | n/a | 16 | n/a | 16 |
| Coed Doubles Tennis | n/a | 16 | 12 | 28 |
| Men's Wiffleball Tournament | 16 | 96 | n/a | 96 |
| Coed Wiffleball Tournament | 16 | 128 | 48 | 176 |
| Coed Volleyball Tournament | 34 | 214 | 188 | 402 |
| Football Tournament** | 32 | 484 | 45 | 529 |
| Coed Iron Eagle Fitness Challenge #2 | n/a | - | - | - |
| Men's Softball Tournament | 20 | 291 | n/a | 291 |
| Coed Softball Tournament | 20 | 145 | 111 | 256 |
| Golf | n/a | 48 | - | 48 |
| Coed 2 Ball Shooting | n/a | - | - | - |
| Ultimate Frisbee Tournament** | 18 | 86 | 22 | 108 |
| Totals | 616 | 5,707 | 1,611 | 7,318 |

* New Intramural Sport as of 2005

** New Intramural Sport as of 2006

Source: Flynn Recreation Complex

GENERAL INFORMATION

PRESIDENTS OF BOSTON COLLEGE

| | | | |
|-----------------------------|-------------|--------------------------------|-------------|
| 1. John Bapst, S.J. | 1863 - 1869 | 14. Charles W. Lyons, S.J. | 1914 - 1919 |
| 2. Robert W. Brady, S.J. | 1869 - 1870 | 15. William Devlin, S.J. | 1919 - 1925 |
| 3. Robert Fulton, S.J. | 1870 - 1880 | 16. James H. Dolan, S.J. | 1925 - 1932 |
| 4. Jeremiah O'Connor, S.J. | 1880 - 1884 | 17. Louis J. Gallagher, S.J. | 1932 - 1937 |
| 5. Edward V. Boursaud, S.J. | 1884 - 1887 | 18. William J. McGarry, S.J. | 1937 - 1939 |
| 6. Thomas H. Stack, S.J. | 1887 | 19. William J. Murphy, S.J. | 1939 - 1945 |
| 7. Nicholas Russo, S.J. | 1887 - 1888 | 20. William L. Keleher, S.J. | 1945 - 1951 |
| 8. Robert Fulton, S.J. | 1888 - 1891 | 21. Joseph R. N. Maxwell, S.J. | 1951 - 1958 |
| 9. Edward I. Devitt, S.J. | 1891 - 1894 | 22. Michael P. Walsh, S.J. | 1958 - 1968 |
| 10. Timothy Brosnahan, S.J. | 1894 - 1898 | 23. W. Seavey Joyce, S.J. | 1968 - 1972 |
| 11. W. G. Read Mullan, S.J. | 1898 - 1903 | 24. J. Donald Monan, S.J. | 1972 - 1996 |
| 12. William F. Gannon, S.J. | 1903 - 1907 | 25. William P. Leahy, S.J. | 1996 - |
| 13. Thomas I. Gasson, S.J. | 1907 - 1914 | | |

Founder of Boston College:

Rev. John McElroy, S.J.
Pastor, Immaculate
Conception Parish, Boston
1861-1863

HONORARY DEGREES AWARDED BY BOSTON COLLEGE 1955-2006

1955

Fred J. Driscoll, LL.D.
Christian A. Herter, LL.D.
Edward A. Hogan, Jr., LL.D.*
Rear Adm. Bartholomew W. Hogan, Sc.D.
John B. Hynes, LL.D.
His Beatitude Maximus IV, LL.D.
(August 23, 1955)
Valerian Cardinal Gracias, LL.D.
Russel Kirk, Litt.D.
Edward A. Sullivan, LL.D.

1956

Bartholomew A. Brickley, LL.D.
Peter J. W. Debye, Sc.D.
Most Rev. Frederick A. Donaghy, LL.D.
John F. Kennedy, LL.D.*
John W. King, LL.D.
Charles Munch, D.Mus.
Edward F. Williams, LL.D.

1957

Wallace E. Carroll, LL.D.
Arthur J. Kelly, LL.D.
Augustus C. Long, LL.D.*
Adrian O'Keefe, LL.D.
Very Rev. Msgr. Patrick W. Skehan, LL.D.
Nils Y. Wessell, LL.D.

1958

Most Rev. Amleto G. Cicognani, LL.D.
(April 21, 1958)
Carl J. Gilbert, LL.D.
Paul Horgan, Litt.D.
Barnaby C. Keeney, LL.D.*
Henry M. Leen, LL.D.
Jacques Maritain, LL.D.

Raissa Maritain, LL.D.
Harold Marston Morse, D.Sc.
Rev. John B. Sheerin, C.S.P., LL.D.
Francis Cardinal Spellman, LL.D.
(December 8, 1958)

1959

His Excellency Sean T. O'Kelly, LL.D.
(March 22, 1959)
Ernest Henderson, LL.D.
Rev. John LaFarge, S.J., LL.D.
Henry Cabot Lodge, LL.D.
George Meany, LL.D.
Carlos P. Romulo, LL.D.*
Helen C. White, Litt.D.

1960

Marian Anderson, D.Mus.
J. Peter Grace, LL.D.
Caryl P. Haskins, LL.D.
Robert F. Kennedy, LL.D.
Charles Malik, LL.D.*
Most Rev. Russell J. McVinnay, LL.D.
Samuel Eliot Morison, LL.D.
Rt. Rev. Matthew P. Stapleton, LL.D.
Rev. Henry M. Brock, S.J., D.Sc.
(October 12, 1960)

1961

Allen W. Dulles, LL.D.
Anthony Julian, LL.D.
Robert D. Murphy, LL.D.*
Louis R. Perini, LL.D.
Abraham Ribicoff, LL.D.
Rt. Rev. Robert J. Sennott, LL.D.
Edward Teller, LL.D.

1962

Detlev W. Bronk, D.Sc.*
Ralph J. Bunche, LL.D.
Christopher J. Duncan, M.D., LL.D.
Sir Alec Guinness, D.F.A.
Rt. Rev. Francis J. Lally, Litt.D.
Ralph Lowell, LL.D.
Phylliss McGinley, Litt.D.
Perry G. Miller, Litt.D.

1963

Augustin Cardinal Bea, S.J., J.U.D.
(March 26, 1963)
Rev. Edward B. Bunn, S.J., LL.D.
(April 20, 1963)
Lady Barbara Ward Jackson, Litt.D.
(April 20, 1963)
Nathan Marsh Pusey, L.H.D.
(April 20, 1963)
Bruce Catton, Litt.D.
Anthony Joseph Celebrezze, LL.D.*
Arthur Joseph Goldberg, LL.D.
John Jay McCloy, LL.D.
James Barrett Reston, LL.D.
Rt. Rev. John Joseph Ryan, L.H.D.
Jose Luis Sert, Litt.D.
Joseph Leo Sweeney, LL.D.
Robert Clifton Weaver, LL.D.
James Edwin Webb, D.Sc.

1964

John Coleman Bennett, LL.D.
Henri Maurice Peyre, LL.D.
Most Rev. Ernest John Primeau, LL.D.
Sidney R. Rabb, L.H.D.
Paul Anthony Samuelson, LL.D.

Rev. Joseph L. Shea, S.J., LL.D.
Robert Sargent Shriver, Jr., LL.D.*
Mary Sullivan Stanton, LL.D.

1965

John P. Birmingham, LL.D.
Robert McAfee Brown, LL.D.
J. N. Douglas Bush, Litt.D.
Victor L. Butterfield, L.H.D.
John T. Connor, LL.D.
Edith Green, LL.D.
Rev. John Courtney Murray, S.J., L.H.D.*
Rt. Rev. Lawrence J. Riley, LL.D.
Alan T. Waterman, D.Sc.

1966

Most Rev. John W. Comber, M.M., L.H.D.
Edward F. Gilday, L.H.D.
Edward M. Kennedy, LL.D.
Francis Keppel, LL.D.*
Mother Eleanor M. O'Byrne, R.S.C.J., LL.D.
Stephen P. Mugar, LL.D.
Abram L. Sachar, L.H.D.
Rene Wellek, Litt.D.
George Wells Beadle, D.Sc.
(November 12, 1966)
William Bosworth Castle, M.D., L.H.D.
(November 12, 1966)
Donald Frederick Hornig, LL.D.
(November 12, 1966)
James Alfred Van Allen, D.Sc.
(November 12, 1966)

1967

Sarah Caldwell, Litt.D.
Richard Palmer Chapman, LL.D.
Very Rev. John Francis Fitzgerald, C.S.P.,
L.H.D.
John Kenneth Galbraith, LL.D.
John William Gardner, LL.D.*
Everett Cherrington Hughes, LL.D.
John Anthony Volpe, LL.D.

1968

Kingman Brewster, Jr., LL.D.*
Rev. Henri de Lubac, S.J., L.H.D.
Erwin N. Griswold, LL.D.
Rita P. Kelleher, D.Sc.
Most Rev. John J. McEleney, S.J., LL.D.
Cornelius W. Owens, LL.D.
James J. Shea, Sr., LL.D.
Roger J. Traynor, LL.D.

1969

R. Buckminster Fuller, D.F.A.*
Katharine Graham, D.Journ.
Philip J. McNiff, L.H.D.
Talcott Parsons, D.S.S.
A. Philip Randolph, LL.D.
Henry Lee Shattuck, D.C.S.
Terence Cardinal Cooke, LL.D.

1970

James Edward Allen, Jr., D.Sc.Ed.
Rt. Rev. John Melville Burgess, LL.D.

Joan Ganz Cooney, D.Sc.Ed.
Sterling Dow, L.H.D.
Hartford Nelson Gunn, Jr., L.H.D.
Rev. Bernard Joseph Francis Lonergan, S.J.,
Hist.Phil.D.
Elliot Norton, L.H.D.
Perry Townsend Rathbone, D.F.A.
Earl Warren, D.Sc.L.*

1971

Walter Jackson Bate, H.D.
Andrew Felton Brimmer, S.S.D.
Rev. Msgr. George William Casey, Litt.D.
Mircea Eliade, R.D.
Eli Goldston, LL.D.
Elma Lewis, D.F.A.
Michael Joseph Mansfield, LL.D.*
William James McGill, S.S.D.
Most Rev. Humberto Sousa Medeiros,
S.T.D.
Walter George Muelder, D.Sc.T.
Leverett Saltonstall, LL.D.

1972

Mary Ingraham Bunting, D.Sc.
Arthur Fiedler, D.Mus.
Northrop Frye, L.H.D.
John James Griffin, D.C.S.
Sir William Arthur Lewis, L.H.D.
Louis Martin Lyons, D.Journ.
Rev. John Anthony McCarthy, S.J., Litt.D.
Hildegard Elizabeth Peplau, D.N.S.
Adlai Ewing Stevenson, III, LL.D.*
Walter Edward Washington, LL.D.

1973

A.J. Antoon, L.H.D.
Harold Bloom, L.H.D.
Fred J. Borch, D.B.A.
Vernon E. Jordan, Jr., LL.D.
John George Kemeny, D.Sc.*
Rev. Daniel Linehan, S.J., D.Sc.
Thomas Philip O'Neill, Jr., LL.D.

1974

Soia Mentschikoff, LL.D.*
Thomas L. Phillips, D.B.A.
Carl Thomas Rowan, L.H.D.
Thomas Paul Salmon, LL.D.
Sir Ronald Syme, L.H.D.
Henry Bradford Washburn, Jr., L.H.D.

1975

Melnea A. Cass, L.H.D.
Silvio O. Conte, LL.D.
John Thomas Dunlop, LL.D.
Rev. Francis J. Gilday, S.J., L.H.D.
Edward Lewis Hirsh, L.H.D.
Paul Ricoeur, L.H.D.*
Vincent Charles Ziegler, D.B.A.

Bicentennial Convocation
September 28, 1975

Thomas Joseph Galligan, Jr., D.B.A.
Oscar Handlin, L.H.D.

William J. Harrington, M.D., D.Sc.
Edward Hirsh Levi, LL.D.
Rev. Michael Patrick Walsh, S.J., L.H.D.
Mary Lou Williams, D.A.

1976

Abram Thurlow Collier, D.B.A.
John Hope Franklin, L.H.D.
Rev. Martin Patrick Harney, S.J., H.D.
Mildred Fay Jefferson, M.D., D.Sc.
Asa Smallidge Knowles, D.Sc.Ed.
Most Rev. Joseph Francis Maguire, LL.D.
Daniel Patrick Moynihan, LL.D.*

1977

Rev. Raymond Edward Brown, Litt.D.*
Gerhard D. Bleicken, LL.D.
Alice Bourneuf, D.Sc.
James F. McDonough, M.D., D.Sc.
Maria Tallchief Paschen, D.A.
Michael Joseph Walsh, Litt.D.

1978

Bruno Bettelheim, Litt.D.
Rev. Charles F. Donovan, S.J., L.H.D.
Charles D. Ferris, LL.D.*
Marvin E. Frankel, LL.D.
John William McDevitt, LL.D.
Leo Perlis, D.S.S.

1979

Dorothy Baker, D.S.S.
Edward Patrick Boland, LL.D.
George P. Donaldson, LL.D.
Richard Ellmann, L.H.D.
Robben W. Fleming, L.H.D.
Walter F. Mondale, LL.D.*
David S. Nelson, LL.D.*

1980

Germaine Bree, Litt.D.*
Albert M. Folkard, L.H.D.
Edward J. King, D.Pub.Admn.
Joseph Cardinal Malula, LL.D.
Thomas Aquinas Murphy, The Ignatius
Medal (March 16, 1980)
Bernard J. O'Keefe, D.E.Sc.
Kevin H. White, LL.D.

1981

Thomas Cardinal Ó Fiaich, Litt.D.
(October 23, 1981)
Rev. Joseph Delphis Gauthier, S.J., L.H.D.
Margaret M. Heckler, LL.D.
Rose Fitzgerald Kennedy, L.H.D.
Donald F. McHenry, LL.D.
Thomas P. O'Neill, Jr., The Ignatius Medal*
Joseph Harry Silverstein, D.A.
Paul Donovan Sullivan, D.S.S.

1982

Rev. Robert I. Burns, S.J., L.H.D.
George Bush, LL.D.*
Robert A. Charpie, D.Sc.
Dolores Hope, The Ignatius Medal
(November 6, 1982)
Josephine L. Taylor, D.Sc.Ed.

1983

Maya Angelou, L.H.D.
 Virginia A. Henderson, D.N.S.
 Joseph McKenney, D.Ed.
 Rev. Vincent T. O'Keefe, S.J., L.H.D.
 (March 13, 1983)
 Rev. Bruce J. Ritter, O.F.M., D.S.S.*
 An Wang, LL.D.

1984

Leon Higginbotham, LL.D.
 Richard Hill, D.B.A.
 Most Rev. Bernard F. Law, S.T.D.*
 Robert Merrifield, D.Sc.
 Muriel Sutherland Snowden, D.S.S.
 Otto Phillip Snowden, D.S.S.

1985

Rev. Frederick Joseph Adelman, S.J., L.H.D.
 Lena Frances Edwards, D.Sc.
 Rev. J. Bryan Hehir, LL.D.
 Agnes Mongan, D.F.A.
 Anthony John Francis O'Reilly, D.B.A.
 (March 17, 1985)
 Andrew J. Young, LL.D.*
 Edward Zigler, L.H.D.

1986

Corazon C. Aquino, The Ignatius Medal
 (September 21, 1986)
 Guido Calabresi, LL.D.
 Jacques d'Amboise, D.F.A.
 Annie Dillard, L.H.D.
 Lionel B. Richie, Jr., D.Mus.
 Francis C. Rooney, Jr., D.B.A.
 Jamie Cardinal Sin, S.T.D.*

1987

Josephine A. Dolan, D.N.S.
 Garret FitzGerald, LL.D.
 Walter E. Massey, D.Sc.
 John G. McElwee, LL.D.
 Rev. Francis W. Sweeney, S.J., L.H.D.
 Vernon A. Walters, LL.D.*

1988

His Grace, Samuel E. Carter, S.J., S.T.D.*
 Esmé Valerie Eliot, Litt.D.
 Hans-Georg Gadamer, L.H.D.
 Robert Francis O'Malley, D.Sc.
 Richard Alan Smith, LL.D.
 Paul A. Volcker, LL.D.

1989

Thea Bowman, F.S.P.A., R.D.
 George E. Doty, The Ignatius Medal
 (April 6, 1989)
 Jonathan Kozol, D.S.S.*
 Thomas S. Murphy, LL.D.
 Kenneth Gilmore Ryder, D.Sc.Ed.
 Richard Francis Syron, LL.D.
 (March 18, 1989)
 Jerzy Turowicz, L.H.D.

1990

Edward A. Brennan, D.B.A.
 Thomas J. Brokaw, L.H.D.*
 Raymond G. Chambers, The Ignatius Medal
 (April 5, 1990)
 Franklyn G. Jenifer, LL.D.
 Rev. César A. Jerez, S.J., L.H.D.
 Eunice Kennedy Shriver, L.H.D.
 Robert M. Solow, LL.D.

1991

William Aramony, The Ignatius Medal
 (April 18, 1991)
 Raymond Edward Brown, S.S., The Ignatius
 Medal (July 25, 1991)
 John J. Curtin, Jr., LL.D.
 Rev. Timothy S. Healy, S.J., L.H.D.*
 Seamus J. Heaney, Litt.D.
 Rachel A. Robinson, D.Sc.Ed.
 John R. Smith, D.B.A.

1992

Barbara Bush, The Ignatius Medal
 (April 2, 1992)
 Mary Ann Glendon, LL.D.
 Roberto C. Goizueta, D.B.A.
 John E. Jacob, L.H.D.
 John J. Moakley, LL.D.
 Caroline C. Putnam, R.S.C.J., D.F.A.
 Warren B. Rudman, LL.D.*

1993

Jack Kemp, The Ignatius Medal
 (April 22, 1993)
 William J. Vouté, The Ignatius Medal
 (April 22, 1993)
 Queen Noor of Jordan, LL.D.*
 James F. Cleary, D.B.A.
 Elias J. Corey, D.Sc.
 Henry E. Hampton, L.H.D.
 Thérèse Higgins, C.S.J., L.H.D.
 Thomas H. O'Connor, L.H.D.
 John T. Williams, D.Mus.

1994

Daniel P. Tully, The Ignatius Medal
 (April 21, 1994)
 James P. Comer, LL.D.
 Louis V. Gerstner, Jr., D.B.A.
 Frances Hesselbein, L.H.D.
 Corinne Boggs Roberts, LL.D.*
 Donald J. White, L.H.D.

1995

Rita Dove, L.H.D.
 John Hume, LL.D.*
 Teddy Kollek, LL.D.
 Peter S. Lynch, LL.D.
 Cornelius Clarkson Vermeule, III, L.H.D.

1996

Lawrence A. Bossidy, The President's Medal
 for Excellence (April 18, 1996)

T. Berry Brazelton, LL.D.
 William M. Bulger, LL.D.
 William H. Cosby, L.H.D.*
 Marian L. Heard, D. Pub. Adm.
 J. Donald Monan, S.J., LL.D.
 Michael J. Mansfield, The Speaker Thomas P.
 O'Neill, Jr. Award for Distinguished
 Citizenship

1997

John S. Chalsty, The President's Medal for
 Excellence (April 17, 1997)
 Peter Dervan, D.Sc.
 Roger Cardinal Etchegaray, LL.D.
 John A. McNeice, Jr., D.B.A.
 Bernice Johnson Reagon, L.H.D.
 Janet Reno, LL.D.*

1998

An Taoiseach Bertie Ahern, T.D., LL.D.
 Archibald Cox, The Speaker Thomas P.
 O'Neill, Jr., Award for Distinguished
 Citizenship
 Margaret A. Dwyer, LL.D.
 John N. Hatsopoulos, D.B.A.
 Catalina Montes, L.H.D.
 James W. Skehan, S.J., D.Sc.
 Frank G. Zarb, The President's Medal for
 Excellence (April 16, 1998)

1999

Richard A. Grasso, The President's Medal for
 Excellence (April 15, 1999)
 Anna Faith Jones, L.H.D.
 Alice E. McDermott, L.H.D.
 Bill Richardson, LL.D.*
 William F. Russell, L.H.D.
 David Trimble, LL.D.

2000

Fayette M. Long, L.H.D.
 Jaime Cardinal Ortega y Alamino, LL.D.
 Richard W. Riley*
 Kip Tiernan, L.H.D.
 Sanford L. Weill, The President's Medal for
 Excellence (April 13, 2000)
 Robert C. Wright, LL.D.

2001

Francis B. Campanella, LL.D.
 William F. Connell, The Ignatius Medal
 (August 21, 2001)
 Thomas S. Durant, MD, L.H.D.
 John J. Moakley, The Speaker Thomas P.
 O'Neill, Jr., Award for Distinguished
 Citizenship
 Clare S. Pratt, RSCJ, L.H.D.
 Patrick E. Roche, D.B.A.
 John F. Smith, Jr., The President's Medal for
 Excellence (April 19, 2001)
 Cheryl Thomas, D.Pub. Adm.
 Tommy G. Thompson, LL.D.*

2002

Rev. Robert J. Bowers, L.H.D.
 R. Nicholas Burns, LL.D.*
 Charles Dolan, The President's Medal for
 Excellence (April 18, 2002)
 Sara Lawrence-Lightfoot, L.H.D.
 Rev. John W. O'Malley, S.J., L.H.D.
 Sister Marie Santry, S.N.D. de Namur, L.H.D.
 Elisabeth Zweig Leoni, D.Pub.Adm.

2003

Kathleen Carr, C.S.J., L.H.D.
 John L. Mahoney, L.H.D.
 Dawn E. McNair, L.H.D.
 Robert L. Reynolds, The President's Medal
 for Excellence (April 23, 2003)
 Thomas A. Vanderslice, D.B.A.
 Erik Weihenmayer, L.H.D. *

2004

Thomas Anthony Busch, L.H.D.
 Alan Greenspan, LL.D.
 (March 12, 2004)
 Ray Alexander Hammond II, L.H.D.
 Wellington T. Mara, The President's Medal
 for Excellence (April 15, 2004)
 Timothy John Russert, LL.D. *
 Katarina Schuth, O.S.F., Litt.D.
 Blenda J. Wilson, D. Pub. Adm.

2005

Romeo Antonius Dallaire, LL.D.
 Sr. Janet Eisner, SND, L.H.D.
 Paul E. Farmer, M.D., LL.D.*
 Norman Christopher Francis, L.H.D.
 Greg Norman, The President's Medal
 for Excellence (April 28, 2005)

Most Rev. Sean Patrick O'Malley,
 OFM Cap., S.T.D.
 Sara Martinez Tucker, L.H.D.

2006

Kenneth F. Hackett, L.H.D.
 Pierre Jona Imbert, D.Pub.Adm.
 Anne M. Mulcahy, The President's Medal
 for Excellence (April 27, 2006)
 Condoleezza Rice, LL.D.*
 Elizabeth S. White, RSCJ, Litt.D.

* Commencement Speakers
 Source: President's Office

HONORARY DEGREES GRANTED BY BOSTON COLLEGE

| | |
|--------------|---|
| D.A. | Doctor of Arts |
| D.B.A. | Doctor of Business Administration |
| D.C.S. | Doctor of Commercial Science |
| D.E.Sc. | Doctor of Engineering Science |
| D.F.A. | Doctor of Fine Arts |
| D.Journ. | Doctor of Journalism |
| D.Mus. | Doctor of Music |
| D.N.S. | Doctor of Nursing Science |
| D.Pub.Adm. | Doctor of Public Administration |
| D.Sc. | Doctor of Science |
| D.Sc.Ed. | Doctor of Science in Education |
| D.Sc.L. | Doctor of the Science of Law |
| D.Sc.T. | Doctor of the Science of Theology |
| D.S.S. | Doctor of Social Science |
| H.D. | Doctor of History |
| Hist.Phil.D. | Doctor of History in Philosophy |
| J.U.D. | Doctor of Civil and Canon Laws |
| LL.D. | Doctor of Laws |
| L.H.D. | Doctor of Humane Letters |
| Litt.D. | Doctor of Letters, Doctor of Literature |
| R.D. | Doctor of Religion |
| S.T.D. | Doctor of Sacred Theology |
| Sc.D. | Doctor of Science |

TYPES OF DEGREES CONFERRED AT BOSTON COLLEGE

| |
|---|
| Bachelor of Arts (A.B.) |
| Bachelor of Science (B.S.) |
| Master of Arts (M.A.) |
| Master of Arts in Teaching (M.A.T.) |
| Master of Business Administration (M.B.A.) |
| Master of Education (M.Ed.) |
| Master of Science (M.S.) |
| Master of Science in Teaching (M.S.T.) |
| Master of Social Work (M.S.W.) |
| Certificate of Advanced Educational Specialization (C.A.E.S.) |
| Certificate of Advanced Graduate Studies (C.A.G.S.) |
| Doctor of Philosophy (Ph.D.) |
| Doctor of Law (J.D.) |

ACCREDITING AGENCIES

AACSB International - Association to Advance Collegiate
Schools of Business
American Bar Association
American Chemical Society
American Psychological Association
Association of American Law Schools

Commission on Collegiate Nursing Education
Council on Social Work Education
Interstate Certification Compact
National Council for Accreditation of Teacher Education
National League for Nursing
New England Association of Schools and Colleges

Source: Deans' Offices

ASSOCIATION MEMBERSHIPS*

American Association of Colleges of Nursing
American Association of College Registrars and
Admissions Officers
American Association of Colleges for Teacher Education
American Association of Comparative Law
American Association for Higher Education
American Association for the History of Nursing
American Association of University Women
American Bar Association
American Council on Education
American Educational Research Association
American Public Welfare Association
Association of American Colleges and Universities
Association of American Law Schools
Association of Catholic Colleges and Universities
Association of Colleges & Schools of Education in
State Universities & Land Grant Colleges
Association of Collegiate Schools of Planning
Association for Continuing Higher Education
Association of Independent Colleges and Universities
in Massachusetts
Association of Independent Liberal Arts Colleges for
Teacher Education
Association for Institutional Research
Association of Jesuit Colleges and Universities
Association for Supervision & Curriculum Development
Association of Research Libraries
Association of Teacher Educators
Association of Urban Universities
Boston Library Consortium
Boston Theological Institute
The College Board
Commonwealth Education Deans' Council
Council for Advancement and Support of Education
Council for Exceptional Children
Council of Graduate Schools
Council of the Great City Schools
Council on Legal Education Opportunity
Council on Governmental Relations
Council on Social Work Education
Graduate Management Admission Council
Holmes Partnership
International Association of Schools of Social Work
International Association of Universities
International Federation of Catholic Universities
Jesuit Conference of Nursing Programs
Jesuit Student Personnel Association
Law School Admission Council

Massachusetts Association for Women in Education
Massachusetts Association of Colleges of Nursing
Massachusetts Association of Colleges for
Teacher Education
Massachusetts Association of Early Childhood Education
Massachusetts Association of School Superintendents
Massachusetts Association for Supervision and
Curriculum Development
Massachusetts Council of Nursing Organizations
Massachusetts Law School Consortium
Massachusetts/Rhode Island League for Nursing
National Association for Law Placement
National Association for Women in Education
National Association of Catholic Charities
National Association of College Admissions Counselors
National Association of College and University
Business Officers
National Association of Deans and Directors of Schools
of Social Work
National Association of Graduate Admission Professionals
National Association of Independent Colleges
and Universities
National Association of Student Financial Aid Administrators
National Association of Student Personnel Administrators
National Association of Women in Catholic Higher Education
National Council of University Research Administrators
National League for Nursing
National Organization of Nurse Practitioner Faculties
National Physical Science Consortium
New England Educational Research Organization
North American Association of Summer Sessions
North American Network of Field Educators and Directors
Northeastern Association of Graduate Schools
Society of Research Administrators
South Shore Educational Collaborative
University Continuing Education Association
Urban Network in Teacher Education
Alpha Sigma Nu**
Beta Gamma Sigma**
Order of the Coif**
Phi Beta Kappa**
Phi Delta Kappa**

* The above listing is meant only to be representative of the major types of memberships held by the University.

** A complete listing of honor societies to which the University belongs may be found in the *Boston College Student Guide*.

Source: Deans' Offices

ACADEMIC DEPARTMENT LOCATIONS

| | |
|--|-------------------------------------|
| Accounting Department, CSOM | Fulton 520 |
| Advancing Studies, Woods College of | McGuinn 100 |
| Arts and Sciences, College of | Gasson 109A |
| Arts and Sciences, Graduate School of | McGuinn 221 |
| Biology Department | Higgins 355 |
| Business Law Department, CSOM | Fulton 420 |
| Chemistry Department | Merkert 125 |
| Classical Studies Department | Carney 122 |
| Communication Department | 21 Campanella Way 513A |
| Computer Science Department | Fulton 460 |
| Counseling, Developmental, and Educational Psychology, LSOE | Campion 309 |
| Counseling Services, University | Gasson 108, Campion 301, Fulton 254 |
| Economics Department | 21 Campanella Way 412 |
| Educational Administration and Higher Education Department, LSOE | Campion 205 |
| Educational Research, Measurement, and Evaluation, LSOE | Campion 323 |
| Education, Lynch School of | Campion 101 |
| English Department | Carney 446 |
| Finance Department, CSOM | Fulton 330 |
| Fine Arts Department | Devlin 434 |
| Geology and Geophysics Department | Devlin 213 |
| German Studies Department | Lyons 201 |
| History Department | 21 Campanella Way 412 |
| Honors Program | |
| Arts and Sciences | Gasson 102 |
| Education | Campion 104 |
| Management | Fulton 226 |
| Information Systems Department, CSOM | Fulton 460 |
| Law School | Stuart Hall, Newton Campus |
| Management Center, Carroll School of | Fulton 510 |
| Management, Graduate Program, Carroll School of | Fulton 320 |
| Management, Undergraduate Program, Carroll School of | Fulton 360 |
| Marketing Department, CSOM | Fulton 450 |
| Mathematics Department | Carney 301 |
| Music Department | Lyons 407 |
| Nursing, Connell School of | Cushing 202 |
| Operations and Strategic Management Department, CSOM | Fulton 350 |
| Organization Studies Department, CSOM | Fulton 430 |
| Philosophy Department | 21 Campanella Way 312 |
| Physics Department | Higgins 335 |
| Political Science Department | McGuinn 201 |
| Psychology Department | McGuinn 301 |
| Religious Education and Pastoral Ministry, Institute of | 31 Lawrence Ave |
| Romance Languages and Literatures Department | Lyons 304 |
| Slavic and Eastern Languages Department | Lyons 210 |
| Social Work, Graduate School of | McGuinn 129 |
| Sociology Department | McGuinn 426 |
| Summer Session | McGuinn 100 |
| Teacher Education, Special Education, Curriculum & Instruction, LSOE | Campion 211 |
| Theater Department | Robsham |
| Theology Department | 21 Campanella Way 312 |

ACADEMIC CALENDARS 2006-2007

Fall Semester

| | | |
|------------------|--------------------|---|
| September 4 | Monday | Labor Day – No classes |
| September 5 | Tuesday | Classes begin |
| October 9 | Monday | Columbus Day – No classes |
| November 22 - 24 | Wednesday - Friday | Thanksgiving Holidays |
| December 9 - 11 | Saturday - Monday | Study days – No classes for undergraduate day students only |
| December 12 - 19 | Tuesday - Tuesday | Term Examinations |

Spring Semester

| | | |
|-------------|-------------------|---|
| January 15 | Monday | Martin Luther King, Jr. Day – No classes |
| January 16 | Tuesday | Classes begin |
| March 5 - 9 | Monday - Friday | Spring Vacation |
| April 5 - 9 | Thursday - Monday | Easter Weekend – No classes |
| | | Holy Thursday, Good Friday, Easter Monday (except classes beginning at 4:00 p.m. and later) |
| April 16 | Monday | Patriots Day – No classes |
| May 4 - 7 | Friday - Monday | Study Days – No classes for undergraduate day students only |
| May 8 - 15 | Tuesday - Tuesday | Term Examinations |
| May 21 | Monday | Commencement |

2007-2008

Fall Semester

| | | |
|------------------|---------------------|---|
| September 3 | Monday | Labor Day – No classes |
| September 4 | Tuesday | Classes begin |
| October 8 | Monday | Columbus Day – No classes |
| November 21 - 23 | Wednesday - Friday | Thanksgiving Holidays |
| December 11 - 12 | Tuesday - Wednesday | Study days – No classes for undergraduate day students only |
| December 13 - 20 | Thursday - Thursday | Term Examinations |

Spring Semester

| | | |
|---------------|-------------------|---|
| January 14 | Monday | Classes begin |
| January 21 | Monday | Martin Luther King, Jr. Day – No classes |
| March 3 - 7 | Monday - Friday | Spring Vacation |
| March 20 - 24 | Thursday - Monday | Easter Weekend – No classes |
| | | Holy Thursday, Good Friday, Easter Monday (except classes beginning at 4:00 p.m. and later) |
| April 21 | Monday | Patriots Day – No classes |
| May 2 - 5 | Friday - Monday | Study days – No classes for undergraduate day students only |
| May 6 - 13 | Tuesday - Tuesday | Term Examinations |
| May 19 | Monday | Commencement |

Source: Office of Student Services

FACT BOOK SOURCES 2006-2007

Alumni Association
BCAA Compliance Office
Budget Office
Capital Project Management
Connors Family Learning Center
Controller's Office
Dean for Student Development
Deans' Offices
Dining Services
Enrollment Management Research
Flynn Recreation Complex
Human Resources
Information Technology Services
Institutional Research
International Programs
Jesuit Community
Language Laboratory
Marketing Communications
McMullen Museum of Art
Media Relations, Athletics Association
Office of the President
Provost/ Dean of Faculties Office
Public Affairs
Residential Life
Space Planning
Sponsored Programs
Student Financial Strategies
Student Services
Undergraduate Admission Office
University Archivist
University Historian's Office
University Libraries
University Relations Information Services
Weston Observatory
Woods College of Advancing Studies

Note: Sources are responsible for the accuracy and completeness of data submitted for publication.

FACT BOOK INDEX

- Academic Administration, 15
 Academic Calendars, 102
 Academic Department Locations, 101
 Academic Resources and Technologies, 76-80
 Accrediting Agencies, 100
 Administration and Faculty, 12-25
 Administrators, University, 19
 AHANA and International Student Enrollment, 32
 Alumni and Development, 50-57
 Alumni Association Board of Directors, 50
 Alumni Achievement Awards, 50
 Alumni by Gender and Class, 54
 Alumni by Primary School and Class, 52-53
 Alumni Regional Chapters, 50
 Alumni Donors by Primary School and Class, 56-57
 Alumni, Geographic Distribution, 51
 Applications, Acceptances, and Enrollment, Freshmen, 29
 Applications, Acceptances, and Enrollment, Transfer Students, 30
 Archives, 78
 Art Museum, 80
 Association Memberships, 100
 Athletics, 92-93

 Board of Trustee Associate Memberships, 13-14
 Board of Trustee Chairmen, 14
 Board of Trustee Membership, 12
 Boston College, A Brief History, 6
 Boston College, A Chronology, 7-9
 Boston College Profile, 10
 Boston College Properties, 63
 Building Use, Summary, 64
 Buildings and Grounds, See Physical Plant
 Buildings, Boston College, 60-62
 Burns Library, 78

 Campus Maps, 105-107
 Chairmen, Board of Trustees, 14
 Chairpersons, Department, 20
 Charts of Administration, 16-18
 Classrooms, 64
 Compensation, Faculty, 25
 Connors Family Learning Center, 80
 Contracts and Grants, See Research & Sponsored Projects
 Credit Hours by School, 31
 Cross Application Competitor Schools, 30

 Deans, Academic, See Academic Administration
 Degrees Conferred at Boston College, Types, 99
 Degrees Conferred, 41-45
 Department Chairpersons, 20
 Development Statistics, 51-57
 Dining Facilities, 66

 Donors by Giving Club, 55
 Dormitories, See Residence Halls
 Email Deliveries, 79
 Enrollment, Full-Time Equivalent, 33
 Enrollment, Full-Time Freshman by Year and Gender, 28
 Enrollment, Graduate, by School, Gender, and Full- and Part-Time, 31, 32
 Enrollment, International Students, 39, 40
 Enrollment, Minority Students, See AHANA
 Enrollment, Resident and Non-Resident, 34
 Enrollment, Summer Session, 34
 Enrollment, Transfer Students, 30
 Enrollment, Undergraduate by School, Gender, and Full- and Part-Time, 31, 32
 Enrollment, Undergraduate Majors by School, 36
 Enrollment, Undergraduate Minors by School, 37
 Executive Vice President Units, 18

 Facilities, See Physical Plant
 Facility Capacities, 64
 Faculty, Administration and, 12-25
 Faculty, Compensation by Rank, 25
 Faculty, by Highest Degree Earned and Gender, 23
 Faculty, by Rank and Gender, 23
 Faculty, by School and Gender, 22
 Faculty, by School and Rank, 22
 Faculty, by School and Tenure Status, 22
 Faculty, Full-Time Equivalent by School, 24
 Faculty, Full-Time, Teaching Fellows, Teaching Assistants by School and Department, 24
 Fellowships, 47
 Finance, 70-73
 Financial Aid, Undergraduate, 46
 Financial Operations, Highlights, 70
 Financial Position Statement, Condensed, 71
 Founder of Boston College, 96
 Freshman Admission Profile, 28
 Freshman Applications, Acceptances, and Enrollment, 28
 Freshman, Full-Time, Enrollment by Year and Gender, 28
 Freshman, Geographic Distribution, 29
 Full-Time Equivalent Enrollment, 33
 Fund Raising, See Alumni & Development

 General Information, 96-108
 Geographic Distribution, Alumni, 51
 Geographic Distribution, Freshman Class, 29
 Geographic Distribution, Undergraduates, 35
 Geographic Distribution, Undergraduate and Graduate International Students, 40
 Gifts to the University, 55
 Graduate Degrees Conferred, 41, 45
 Graduate Enrollment, Full- and Part-Time, 31, 32
 Graduation and Retention Rates, 47

FACT BOOK INDEX (CONTINUED)

Grant Statistics, See Research and Sponsored Projects

History, Boston College, 6-9

Honorary Degrees Awarded, 96-99

Honorary Degrees, Types Granted, 99

Information Technology Services, 79

Intercollegiate Sports Participation, 92

International Student and Scholar Statistics, 39-40

Intramural Sports Participation, 93

Jesuit Community at Boston College, 14

Language Laboratory, 78

Libraries, 76

Library Expenditures, 76

Library Holdings, 76

Library Services, 77

Library Special Collections, 78

Majors, Undergraduate, 36

Maps, Campus, 105-107

McMullen Museum of Art, 80

Minority Student Enrollment, See AHANA

Minors, Undergraduate, 37

Mission Statement, 2

Non-Resident Enrollment, 34

Officers of the University, 15

Offices, 65

Organization Chart, Administration, 16

Organization Chart, Provost and Dean of Faculties, 17

Organization Chart, Executive Vice President, 18

Personnel, Professional, Administrative, and Support Staff, 21

Personnel, Restricted Funded, 21

Physical Plant, 60-67

Presidents of Boston College, 96

Professional, Administrative, and Support Staff Personnel, 21

Profile, Boston College, 10

Properties, Boston College, 63

Provost and Dean of Faculties Units, 17

Research and Sponsored Projects, 82-91

Research Institutes and Centers, 89

Residence Hall Statistics by Building, 67

Residence Hall Statistics by Campus and Gender, 66

Resident Enrollment, 34

Restricted Funded Personnel, 21

Retention, Graduation Rates, 47

SAT, Middle Range, Freshman, 28

Sources of Fact Book Information, 102

Sponsored Activities, Highlights, 82

Sponsored Project Awards Summary, 82

Sponsored Projects by Department, 83

Sponsored Projects, Number Awards Received, 87

Sponsored Projects Dollar Amount Awards Received, 84

Sponsored Projects, Proposals Submitted, 86

Sponsored Projects, Selected Awards, 88

Sponsored Projects, Source and Application, 82

Sports Participation, Intercollegiate Statistics, 92

Sports Participation, Intramural, 93

Sports Records, Varsity, 92

Student Credit Hours by School, 31

Students, 28-47

Students Studying Abroad, 34

Summer Session Enrollment, 34

Teaching Fellows, Teaching Assistants, and Full-Time Faculty, 24

Transfer Students, Applications, Acceptances, and Enrollment, 30

Transfer Students, Enrollment by Previous Institution and Gender, 30

Trustee Associate Membership, 13-14

Trustee Membership, Board of, 12

Tuition and Fees, 72-73

Undergraduate Financial Aid, 46

Undergraduate Degrees Conferred, 41-44

Undergraduate Enrollment by Gender, 31, 32

Undergraduate Enrollment by School, 31, 32

Undergraduate Enrollment, Full- and Part-Time, 31, 32

Undergraduate Geographic Distribution, 35

Undergraduate Graduation and Retention Rates, 47

Undergraduate Majors, 36, 38

Undergraduate Minors, 37, 38

University Administrators, 19

University Archives, 78

Varsity Sports Records, 92

Web Server, Successful Page Deliveries, 79